



**F1 75** LOUIS VUITTON

FORMULA 1 • LOUIS VUITTON

# AUSTRALIAN GRAND PRIX

2025

MELBOURNE | 13-16 MARCH | OFFICIAL MEDIA KIT

AUSTRALIAN  
GRAND PRIX  
CORPORATION

Welcome

Acknowledgement of Country

### **General Information**

FORMULA 1 LOUIS VUITTON AUSTRALIAN GRAND PRIX 2025 Schedule

Key Contacts and opening hours

Event stats

Working in the Media Centre

Press Conferences

### **2025 FIA Formula One World Championship™**

2025 FIA Formula One World Championship™: Calendar

2025 FIA Formula One World Championship™: Entry List

2025: Team and Driver Statistics

### **Albert Park On-Track**

2025 Formula 1® Drivers' Melbourne Record

FORMULA 1 ROLEX AUSTRALIAN GRAND PRIX 2024: Qualifying

FORMULA 1 ROLEX AUSTRALIAN GRAND PRIX 2024: Race Classification

FORMULA 1 ROLEX AUSTRALIAN GRAND PRIX 2024: Race Report

Formula 2® Entry List

Formula 3® Entry List

Supercars Entry List

Porsche Carrera Cup Entry List

### **The History Books**

Melbourne Statistics

2024 Formula One World Championship™: Final Standings

Drivers' World Championship 1950 – 2024

Constructors World Championship 1958 - 2024

Australian Drivers in the World Championship

### **Event Assistance**

Useful Contacts

The Green Prix

2025 Circuit Map

## Welcome

WELCOME BACK...

It is an absolute pleasure that we welcome you to Albert Park and the FORMULA 1 LOUIS VUITTON AUSTRALIAN GRAND PRIX 2025

Returning to the opening round of the 2025 Formula One World Championship™ this year's event promises to be one of the most exciting to date, with no shortage of action both on and off the track. After close battles in both the Drivers' and Constructors' Championships last year, and a driver shuffle unlike any we have seen in recent years, 2025 looks set to be a big year for Formula 1® and it all starts here!

In 2024, the crowds at Albert Park broke all records, and this year's event is set to be even bigger and better, with the inclusion of new fan precincts around the circuit and the introduction of a free five-day F1 Melbourne Fan Festival - held offsite at Melbourne Park Oval.

We know that underneath all the excitement for our event is a lot of hard work to cover the rollercoaster that is a Grand Prix weekend. Our Media Team have done everything possible to make your working environment comfortable, efficient, and safe and are at your service to help wherever is needed. We have endeavored to think of everything we can to help you produce your best work but if there is anything else you require, please feel free to contact our team and we will do our utmost to help you.

We wish you a wonderful time here in Melbourne and it is an honour to have you with us again.

We are so grateful for your tireless work and hope you enjoy the FORMULA 1 LOUIS VUITTON AUSTRALIAN GRAND PRIX 2025.

—

## **Acknowledgement of Country**

The FORMULA 1 LOUIS VUITTON AUSTRALIAN GRAND PRIX 2025 is being held on the lands of the Bunurong people and the Australian Grand Prix Corporation wish to acknowledge them as Traditional Owners and Custodians. We would also like to pay our respects to their Elders, past and present, and Aboriginal and Torres Strait Islander peoples of other communities who may attend the FORMULA 1 LOUIS VUITTON AUSTRALIAN GRAND PRIX 2025.

# FORMULA 1 LOUIS VUITTON AUSTRALIAN GRAND PRIX 2025 Track Schedule

Thursday 13 March 2025	
10:00	Gates open gates open to public
10:10 – 10:40	Porsche Carrera Cup First Practice Session
10:45 – 11:00	Welcome to Country
11:05 – 11:35	Australian Supercars Championship First Practice Session
11:50 – 12:05	FIA Formula 2® On-Track Systems Check
12:30 – 13:00	Porsche Carrera Cup Qualifying Session
13:25 – 13:55	Australian Supercars Championship Second Practice Session
14:10 – 14:30	Racing Past – Fabulous Fifties
14:45 – 14:30	FIA Formula 3® On-Track Systems Check
15:25 – 15:40	Australian Supercars Championship Qualifying P1 (for Race 1 Grid)
15:50 – 16:05	Australian Supercars Championship Qualifying P2 (for Race 2 Grid)
16:50 – 17:25	Porsche Carrera Cup Race 1 (15 laps or 30 mins)
17:35 – 17:50	RAAF Air Display
17:45 – 18:30	Australian Supercars Race 1 (20 laps or 40 mins)
19:30	Venue Gates Close

Friday 14 March 2025	
8:30	Venue Gates Open
8:50 – 9:35	FIA Formula 3® Practice Session
10:00 – 10:45	FIA Formula 2® Practice Session
11:10 – 11:30	Racing Past – Fabulous Fifties
11:40 – 12:00	Promoter Activity
12:30 – 13:30	<b>Formula 1® Practice 1</b>
14:00 – 14:30	FIA Formula 3® Qualifying Session
14:35 – 14:45	Royal Australian Air Force Display
14:45 – 15:30	Australian Supercars Championship Race 2 (19 laps or 40 mins)
16:00 – 17:00	<b>Formula 1® Practice 2</b>
17:30 – 18:00	FIA Formula 2® Qualifying Session
18:25 – 19:00	Porsche Carrera Cup Race 2 (15 laps or 30 mins)
21:00	Venue Gates Close

**Saturday 15 March 2025**

<b>8:30</b>	Venue Gates Open
<b>9:05 – 9:15</b>	Australian Supercars Championship Qualifying Session (for Race 3 Grid)
<b>9:25 – 9:35</b>	Australian Supercars Championship Qualifying Session (for Race 4 Grid)
<b>11:15 – 12:00</b>	FIA Formula 3 <sup>®</sup> Sprint Race (20 laps or 40 mins + 1 lap + podium)
<b>12:30 – 13:30</b>	<b>Formula 1<sup>®</sup> Practice 3</b>
<b>13:40 – 13:55</b>	Racing Past – Fabulous Fifties
<b>14:15 – 15:05</b>	FIA Formula 2 <sup>®</sup> Sprint Race (23 laps or 45 mins + 1 lap + podium)
<b>15:15 – 15:30</b>	Promoter Activity
<b>15:40 – 15:55</b>	Royal Australian Air Force Display
<b>16:00 – 17:00</b>	<b>Formula 1<sup>®</sup> Qualifying</b>
<b>17:35 – 18:20</b>	Australian Supercars Championship Race 3 (19 laps or 30 minutes)
<b>18:45 – 19:20</b>	Porsche Carrera Cup Race 3 (30 minutes)
<b>21:00</b>	Venue Gates Close

**Sunday 16 March 2025**

<b>8:30</b>	Venue Gates Open
<b>9:00 – 9:50</b>	FIA Formula 3 <sup>®</sup> Feature Race (23 laps or 45 mins + 1 lap)
<b>10:20 – 10:55</b>	Australian Supercars Championship Race 4 (14 laps or 30 mins)
<b>10:55 – 11:10</b>	Royal Australian Air Force Display
<b>11:20 – 11:25</b>	FIA Formula 2 <sup>®</sup> Pit Lane Open
<b>11:40 – 12:40</b>	FIA Formula 2 <sup>®</sup> Feature Race (33 laps or 60 mins + 1 lap)
<b>13:00 – 13:30</b>	<b>Formula 1<sup>®</sup> Drivers Parade</b>
<b>13:35 – 13:45</b>	Promoter Activity
<b>14:30 – 14:40</b>	Royal Australian Air Force Display
<b>14:46 – 14:48</b>	National Anthem
<b>14:46 – 14:48</b>	Royal Australian Air Force Display
<b>15:00</b>	<b>FORMULA 1 LOUIS VUITTON AUSTRALIAN GRAND PRIX 2025 (58 laps)</b>
<b>20:30</b>	Venue Gates Close

## Key Contacts

<b>FIA F1 Media Delegate</b>		
Roman De Lauw	rde Lauw@fia.com	

<b>FIA F1 Communications Officer – Accreditation and Office Support</b>		
Anton Terzian	aterzian@fia.com	

<b>National Press Officer</b>		
Rob van Leeuwen	r.van.leeuwen@bigpond.com	+61 418 947 268

<b>AGPC General Manager – Corporate Affairs and ESG</b>		
Haydn Lane	haydn.lane@grandprix.com.au	+61 477 770 747

<b>AGPC Division Manager – Corporate Affairs and Communications</b>		
Emily White	emily.white@grandprix.com.au	+61 477 001 490

## Opening Hours

### MEDIA CENTRE OPENING HOURS

Wednesday 12 March:	14:00 – 18:00
Thursday 13 March:	09:00 – 18:00
Friday 14 March:	07:00 – 23:00
Saturday 15 March:	07:00 – 23:00
Sunday 16 March:	07:00 – No close time

### MEDIA ACCREDITATION CENTRE

Wednesday 12 March:	08:00 – 18:00 (FIA Accreditation available from 14:00)
Thursday 13 March:	08:00 – 18:00
Friday 14 March:	08:00 – 16:00
Saturday 15 March:	08:00 – 14:00
Sunday 16 March:	08:00 – 13:00

# **FORMULA 1 LOUIS VUITTON AUSTRALIAN GRAND PRIX 2025 - Event Stats**

## **Circuit build:**

- 49,007 grandstand seats
- 28 hospitality facilities
- 45,000 hospitality guests
- Over 4,000 workers will be involved in the project

## **All-new Precincts**

- We've launched our all-new precincts
- Our focus is always on improving and elevating the fan experience.
- Designed to deliver something tailored experience to each of the fans that come through the gates of the Albert Park Circuit
- We know we have a diverse fan base, so we want to create an offering for everyone
  - 43% female (11% higher than global average)
  - 44% aged between 16-34

## **Circuit improvements**

- New overpasses and pontoon bridges as well as improvements including:
  - 55% more shade
  - 14 more superscreens (22% increase)
  - 27% more public bar outlets
  - 23% more hydration stations

## **F1 Melbourne Fan Festival 2025**

- Offering a taste of Albert Park outside the circuit for those who may have missed out on tickets, making the Grand Prix experience accessible for everyone
- The festival will also help with extending the value of our event to the community
- Activations including:
  - Virtual Driver Selfies
  - F1® Blast Lane
  - F1® show car
  - Dedicated games zone.
- Fans will also get the chance to see drivers during live interviews and Q&A sessions across the festival.
- Watch all the action from Albert Park including all Formula 1®, Formula 2®, Formula 3® and Supercars sessions as well as exclusive live crosses straight from the track.



## Working in the Media Centre

The **FIA Media Centre** (FIA Accredited Journalists, Photographers and Radio) is located in Pit Building 1, which also houses Race Control. This building is at the northern end of the Start-Finish line, close to Pit Lane exit.

All accredited journalists and photographers must register at the Media Reception desk upon arrival at the circuit. The reception staff will assist with internet access, seating allocations, and locker assignment.

### ISDN Lines

These are available only by pre-order; the set-up cost is as for a standard line.

### Internet

A public internet network will be available in the FIA Media centre. This network will provide an Ethernet hand off point at most locations as well as a wireless network.

### Telecoms Centre

Standard phone line services will be available to media if required at the receptions. Also located at reception will be spare computers with internet and printing access should they be required.

### Lockers

Free lockers are available on request from the team at each Media Reception. Each locker can be set to a personalized code. Instructions for setting the code are available from reception.

### Catering in the Media Centre

Sandwiches as well as light snacks, coffee, tea, and soft drinks will be available from Thursday through to Sunday and hot food on Saturday and Sunday in the media kitchen located in the FIA Media Centre.

### Car Parking

The International Media Car Park, for permit-holders only, is located at the Golf Course.

Access to this Car Park is through Gate 5, the entrance on Kings Way. When you leave your car, walk towards the overpass and across the pontoon towards Melbourne Walk and the Media Centre is the two-story building straight ahead of you.

The National Media Centre Car Park, also for permit-holders only, is at the 'Village Green' at the southern end of the circuit and is accessed from Gate 10 via Fitzroy Street.

### Photographic Support Services

Nikon and Canon will be located downstairs in the FIA media centre.

### Photographers Shuttle Service

Once again there will be a comprehensive schedule of shuttle buses to take working photographers around the circuit on all three days when Formula 1 cars are on track. Pick up location is on Sir Jack Brabham Way

The shuttle bus timetable is subject to change, so please be sure to check the Official Notice Board located within the Media Centre for the latest details.

#### SUMMARY OF TRACK BUS

#### ACCREDITED PHOTOGRAPHERS' BUS SCHEDULE (DELIVER / COLLECT FROM TRACK)

DAY	SESSION	
FRI	FORMULA 3 PRACTICE	0830, 0935
	FORMULA 2 PRACTICE	0935, 1045
	FORMULA 1 PRACTICE 1	1220, 1335
	FORMULA 3 QUALIFYING	1335, 1430
	FORMULA 1 PRACTICE 2	1530, 1705
	FORMULA 2 QUALIFYING	1705, 1800
SAT	FORMULA 3 SPRINT RACE	1015, 1200
	FORMULA 1 PRACTICE 3	1200, 1335
	FORMULA 2 SPRINT RACE	1355, 1505
	FORMULA 1 QUALIFYING	1530, 1700
SUN	FORMULA 3 FEATURE RACE	0825, 0950
	FORMULA 2 FEATURE RACE	1100, 1240
	FORMULA 1 GRAND PRIX	1325, 1350

**Please note: Photographers must have appropriate accreditation to use this service.**

## Press Conferences

### FORMULA ONE

All FIA press conferences take place in the international press conference area, located on the first floor of the Media Centre. Transcripts will be distributed within the Media Centre. Please note that only the FIA Accredited Media may attend.

Press conferences will take place as follows (subject to change):

Thursday 13 March		
13:30 – 14:30	Formula 1	Drivers' Press Conference
17:00 – 17:30	Formula 2	
17:30 – 18:00	Formula 3	
Friday 14 March		
14:30 – 15:30	Formula 1	Team Press Conference
15:30 – 16:00	Formula 3	
19:30 – 20:00	Formula 2	
Saturday 15 March		
15:30 – 15:55	Formula 3	
17:00 – 18:00	Formula 1	Post qualifying
18:00 – 18:30	Formula 2	
Sunday 16 March		
10:10 – 10:40	Formula 3	
13:40 – 14:10	Formula 2	
Post race	Formula 1	Top three finishing drivers

### ADDITIONAL FIA ACCREDITED MEDIA OPPORTUNITIES

**Qualifying:** All drivers eliminated in Q1 and Q2 will be available for media interviews immediately after the end of each session, as well as drivers who participated in Q3 and are not required to take part in the post qualifying press conference.

**Race:** Any driver retiring before the end of the race will be available for media interviews after their return to the paddock. In addition, all drivers who finish the race outside the top three will be available immediately after the end of the race for media interviews.

During the race, each team will make at least one senior spokesperson available for interviews with officially accredited TV crews. A list will be made available in the Media Centre.

## 2025 FIA Formula One World Championship™ Calendar

RACE DATE	FORMULA 1® GRAND PRIX	VENUE
March 16	Australia	Albert Park Grand Prix Circuit
March 23	China	Shanghai International Circuit
April 6	Japan	Suzuka Circuit
April 13	Bahrain	Bahrain International Circuit
April 20	Saudi Arabia	Jeddah Corniche Circuit
May 4	Miami	Miami International Autodrome
May 18	Emilia-Romagna	Autodromo Internazionale Enzo E Dino Ferrari
May 25	Monaco	Circuit de Monaco
June 1	Spain	Circuit de Barcelona-Catalunya
June 15	Canada	Circuit Gilles-Villeneuve
June 29	Austria	Red Bull Ring
July 6	Great Britain	Silverstone Circuit
July 27	Belgium	Circuit de Spa-Francorchamps
August 3	Hungary	Hungaroring
August 31	Netherlands	Circuit Zandvoort
September 7	Italy	Autodromo Nazionale Monza
September 21	Azerbaijan	Baku City Circuit
October 5	Singapore	Marina Bay Street Circuit
October 19	USA	Circuit of the Americas
October 26	Mexico	Autodromo Hermanos Rodriguez
November 9	Brazil	Autodromo Jose Carlos Pace
November 22	Las Vegas	Las Vegas Strip Circuit
November 30	Qatar	Lusail International Circuit
December 7	Abu Dhabi	Yas Marina Circuit

## 2025 Formula One World Championship™ Entry List

RACE NO.	DRIVER	NAT.	TEAM	CHASSIS	ENGINE
4	Lando NORRIS	GBR	McLaren Formula 1 Team	MCL39	Mercedes
81	Oscar PIASTRI	AUS	McLaren Formula 1 Team	MCL39	Mercedes
16	Charles LECLERC	MON	Scuderia Ferrari	SF-25	Ferrari
44	Louis HAMILTON	GBR	Scuderia Ferrari	SF-25	Ferrari
1	Max VERSTAPPEN	NED	Oracle Red Bull Racing	RB21	Honda RBPT
30	Liam LAWSON	NZL	Oracle Red Bull Racing	RB21	Honda RBPT
63	George RUSSELL	GBR	Mercedes AMG PETRONAS F1 Team	W16	Mercedes
12	Andrea Kimi ANTONELLI	ITA	Mercedes AMG PETRONAS F1 Team	W16	Mercedes
14	Fernando ALONSO	ESP	Aston Martin Aramco F1 Team	AMR25	Mercedes
18	Lance STROLL	CAN	Aston Martin Aramco F1 Team	AMR25	Mercedes
10	Pierre GASLY	FRA	BWT Alpine F1 Team	A524	Renault
7	Jack DOOHAN	AUS	BWT Alpine F1 Team	A524	Renault
31	Esteban OCON	FRA	MoneyGram Haas F1 Team	VF-25	Ferrari
87	Oliver BEARMAN	GBR	MoneyGram Haas F1 Team	VF-25	Ferrari
22	Yuki TSUNODA	JPN	Visa Cash App Racing Bulls	VCARB 02	Honda RBPT
6	Isack HADJAR	FRA	Visa Cash App Racing Bulls	VCARB 02	Honda RBPT
55	Carlos SAINZ	SPN	Williams Racing	FW47	Mercedes
23	Alex ALBON	THA	Williams Racing	FW47	Mercedes
77	Nico HULKENBERG	GER	Kick Sauber F1 Team	C44	Ferrari
5	Gabriel BORTOLETO	BRA	Kick Sauber F1 Team	C44	Ferrari

## 2025 Team and Driver Statistics

### McLAREN FORMULA 1 TEAM

Base: Woking, U.K. • Races 970 • Wins 189 • Poles 164 • F/Laps 172 • Drivers' Championships 12 • Constructors' Championships 9

- 4 **Lando NORRIS** (GBR) 13.11.1999 • F1 Debut 2019 • Races 128 • Wins 4 • Poles 9 • Podiums 26
- 81 **Oscar PIASTRI** (AUS) 06.04.2001 • F1 Debut 2023 • Races 46 • Wins 2 • Poles 0 • Podiums 10

### SCUDERIA FERRARI

Base: Maranello, Italy • Races 1098 • Wins 249 • Poles 253 • F/Laps 263 • Drivers' Championships 15 • Constructors' Championships 16

- 16 **Charles LECLERC** (MON) 16.10.1997 • F1 Debut 2018 • Races 147 • Wins 8 • Poles 26 • Podiums 43
- 44 **Lewis HAMILTON** (GBR) 07.01.1985 • F1 Debut 2007 • Races 356 • Wins 105 • Poles 104 • Podiums 202 • World Champion 2008, '14, '15, '17, '18, '19, '20

### ORACLE RED BULL RACING

Base: Milton Keynes, UK • Races 393 • Wins 122 • Poles 103 • F/Laps 99 • Drivers' Championships 8 • Constructors' Championships 6

- 1 **Max VERSTAPPEN** (NDL) 30.9.1997 • F1 Debut 2014 • Races 209 • Wins 63 • Poles 40 • Podiums 112 • World Champion 2021, '22, '23, '24
- 30 **Liam LAWSON** (NZL) 11/02/2002 • F1 Debut 2023 • Races 11 • Wins 0 • Poles 0 • Podiums 0

### MERCEDES-AMG PETRONAS FORMULA 1 TEAM

Base: Brackley, U.K. • Races 317 • Wins 120 • Poles 133 • F/Laps 100 • Drivers' Championships 10 (In 1954, Fangio drove both a Mercedes and a Maserati to win the title) • Constructors' Championships 8

- 63 **George RUSSELL** (GBR) 15.02.1998 • F1 Debut 2019 • Races 128 • Wins 3 • Poles 5 • Podiums 15
- 44 **Andrea Kimi ANTONELLI** (ITA) 25.08.2006 • F1 Debut 2025 • Races 0 • Wins 0 • Poles 0 • Podiums 0

### ASTON MARTIN ARAMCO F1 TEAM

Base: Silverstone, U.K. • Races 95 • Wins 1 • Poles 1 • F/Laps 3

- 14 **Fernando ALONSO** (SPA) 29.07.1981 • F1 Debut 2001 • Races 404 • Wins 32 • Poles 22 • Podiums 106 • World Champion 2005, '06
- 18 **Lance STROLL** (CAN) 29.10.1998 • F1 Debut 2017 • Races 166 • Wins 0 • Poles 1 • Podiums 3

### BWT ALPINE F1 TEAM

Base: Enstone, UK • Races 90 • Wins 1 • Poles 20 • F/Laps 16

- 10 **Pierre GASLY** (FRA) 07.02.1996 • F1 Debut 2017 • Races 153 • Wins 1 • Poles 0 • Podiums 5
- 7 **Jack DOOHAN** (AUS) 20/01/2003 • F1 Debut 2024 • Races 1 • Wins 0 • Poles 0 • Podiums 0

### **MONEYGRAM HAAS F1 TEAM**

Base: Kannapolis, USA. • Races 190 • Wins 0 • Poles 1 • F/Laps 3

31 **Esteban OCON** (FRA) 17.09.1996 • F1 Debut 2016 • Races 156 • Wins 1 • Poles 0 • Podiums 4

38 **Oliver BEARMAN** (GBR) 08.05.2005 • F1 Debut 2024 • Races 3 • Wins 0 • Poles 0 • Podiums 0

### **VISA CASH APP RB FORMULA ONE TEAM**

Base: Faenza, Italy • Races 375 • Wins 2 • Poles 1 • F/Laps 4

22 **Yuki TSUNODA** (JPN) 11.05.2000 • F1 Debut 2021 • Races 87 • Wins 0 • Poles 0 • F/Laps 0 • Podiums 0

3 **Isack HADJAR** (FRA) 28.09.2004 • F1 Debut 2025 • Races 0 • Wins 0 • Poles 0 • Podiums 0

### **WILLIAMS RACING**

Base: Grove, Wantage, UK • Races 839 • Wins 114 • Poles 128 • F/Laps 133 • Drivers' Championships 7 • Constructors' Championships 9

55 **Carlos SAINZ** (ESP) 01.09.1994 • F1 Debut 2015 • Races 206 • Wins 4 • Poles 6 • Podiums 27

23 **Alexander ALBON** (THA) 23.03.1996 • F1 Debut 2019 • Races 104 • Wins 0 • Poles 0 • Podiums 2

### **KICK SAUBER F1 TEAM**

Base: Hinwil, Switzerland • Races 590 • Wins 0 • Poles 1 • F/Laps 7

27 **Niko HULKENBERG** (GER) 19.08.1987 • F1 Debut 2010 • Races 227 • Wins 0 • Poles 1 • Podiums 0

5 **Gabriel BORTOLETO** (BRA) 14.10.2004 • F1 Debut 2025 • Races 0 • Wins 0 • Poles 0 • Podiums 0

## 2025 Formula 1 Drivers' Melbourne Record

	Albon	Alonso	Antonelli	Bearman	Bortoleto	Doohan	Gasly	Hamilton	Hadjar	Hulkenberg
1996	-	-	-	-	-	-	-	-	-	-
1997	-	-	-	-	-	-	-	-	-	-
1998	-	-	-	-	-	-	-	-	-	-
1999	-	-	-	-	-	-	-	-	-	-
2000	-	-	-	-	-	-	-	-	-	-
2001	-	19/12	-	-	-	-	-	-	-	-
2002	-	-	-	-	-	-	-	-	-	-
2003	-	10/7	-	-	-	-	-	-	-	-
2004	-	5/3	-	-	-	-	-	-	-	-
2005	-	13/3	-	-	-	-	-	-	-	-
2006	-	3/1	-	-	-	-	-	-	-	-
2007	-	2/2	-	-	-	-	-	4/3	-	-
2008	-	11/4	-	-	-	-	-	1/1	-	-
2009	-	10/5	-	-	-	-	-	18/dq	-	-
2010	-	3/4	-	-	-	-	-	11/6	-	15/dnf
2011	-	5/4	-	-	-	-	-	2/2	-	-
2012	-	12/5	-	-	-	-	-	1/3	-	9/dnf
2013	-	5/2	-	-	-	-	-	3/5	-	11/dnf
2014	-	5/4	-	-	-	-	-	1/dnf	-	7/6
2015	-	-	-	-	-	-	-	1/1	-	13/7
2016	-	12/dnf	-	-	-	-	-	1/2	-	10/7
2017	-	12/dnf	-	-	-	-	-	1/2	-	11/11
2018	-	10/5	-	-	-	-	20/dnf	1/2	-	7/7
2019	13/14	-	-	-	-	-	17/11	1/2	-	11/7
2022	20/10	10/17	-	-	-	-	11/9	5/4	-	-
2023	8/dnf	4/3	-	-	-	-	9/13	3/2	-	10/7
2024	12/11	10/8	-	-	-	-	17/13	11/dnf	-	16/9

	<b>Lawson</b>	<b>Leclerc</b>	<b>Norris</b>	<b>Ocon</b>	<b>Piastri</b>	<b>Russell</b>	<b>Sainz</b>	<b>Stroll</b>	<b>Tsunoda</b>	<b>Verstappen</b>
1996	-	-	-	-	-	-	-	-	-	-
1997	-	-	-	-	-	-	-	-	-	-
1998	-	-	-	-	-	-	-	-	-	-
1999	-	-	-	-	-	-	-	-	-	-
2000	-	-	-	-	-	-	-	-	-	-
2001	-	-	-	-	-	-	-	-	-	-
2002	-	-	-	-	-	-	-	-	-	-
2003	-	-	-	-	-	-	-	-	-	-
2004	-	-	-	-	-	-	-	-	-	-
2005	-	-	-	-	-	-	-	-	-	-
2006	-	-	-	-	-	-	-	-	-	-
2007	-	-	-	-	-	-	-	-	-	-
2008	-	-	-	-	-	-	-	-	-	-
2009	-	-	-	-	-	-	-	-	-	-
2010	-	-	-	-	-	-	-	-	-	-
2011	-	-	-	-	-	-	-	-	-	-
2012	-	-	-	-	-	-	-	-	-	-
2013	-	-	-	-	-	-	-	-	-	-
2014	-	-	-	-	-	-	-	-	-	-
2015	-	-	-	-	-	-	7/9	-	-	11/dnf
2016	-	-	-	-	-	-	7/9	-	-	5/10
2017	-	-	-	13/10	-	-	8/8	20/dnf	-	5/5
2018	-	18/13	-	14/12	-	-	9/10	13/14	-	4/6
2019	-	5/5	8/12	-	-	19/16	18/dnf	16/9	-	4/3
2022	-	1/1	4/5	8/7	-	6/3	9/dnf	19/12	13/15	2/dnf
2023	-	7/dnf	13/6	11/14	16/8	2/dnf	5/12	6/4	12/10	1/1
2024	-	5/2	4/3	15/16	6/4	7/17	2/1	9/6	8/7	1/dnf



## FORMULA 1 ROLEX AUSTRALIAN GRAND PRIX 2024: Qualifying

POS	NO	DRIVER	CAR	Q1	Q2	Q3	LAPS
1	1	Max Verstappen	Red Bull Racing Honda RBPT	1:16.819	1:16.387	1:15.915	21
2	55	Carlos Sainz	Ferrari	1:16.731	1:16.189	1:16.185	18
3	11	Sergio Perez	Red Bull Racing Honda RBPT	1:16.805	1:16.631	1:16.274	22
4	4	Lando Norris	McLaren Mercedes	1:17.430	1:16.750	1:16.315	19
5	16	Charles Leclerc	Ferrari	1:16.984	1:16.304	1:16.435	20
6	81	Oscar Piastri	McLaren Mercedes	1:17.369	1:16.601	1:16.572	18
7	63	George Russell	Mercedes	1:17.062	1:16.901	1:16.724	23
8	22	Yuki Tsunoda	RB Honda RBPT	1:17.356	1:16.791	1:16.788	18
9	18	Lance Stroll	Aston Martin Aramco Mercedes	1:17.376	1:16.780	1:17.072	23
10	14	Fernando Alonso	Aston Martin Aramco Mercedes	1:16.991	1:16.710	1:17.552	21
11	44	Lewis Hamilton	Mercedes	1:17.499	1:16.960		15
12	23	Alexander Albon	Williams Mercedes	1:17.130	1:17.167		15
13	77	Valtteri Bottas	Kick Sauber Ferrari	1:17.543	1:17.340		15
14	20	Kevin Magnussen	Haas Ferrari	1:17.709	1:17.427		13
15	31	Esteban Ocon	Alpine Renault	1:17.617	1:17.697		21
16	27	Nico Hulkenberg	Haas Ferrari	1:17.976			8
17	10	Pierre Gasly	Alpine Renault	1:17.982			11
18	3	Daniel Ricciardo	RB Honda RBPT	1:18.085			6
19	24	Zhou Guanyu	Kick Sauber Ferrari	1:18.188			9

Note – Logan Sargeant (Williams) did not participate in the Formula 1 Rolex Australian Grand Prix 2024. Alex Albon took over Sargeant’s car for the weekend following a crash during FP1 which lead to significant damage to Albon’s car requiring it to be retired from the weekend.

## FORMULA 1 ROLEX AUSTRALIAN GRAND PRIX 2024: Race Classification

POS	NO	DRIVER	CAR	LAPS	TIME/ RETIRED	PTS
1	55	Carlos Sainz	Ferrari	58	1:20:26.843	25
2	16	Charles Leclerc	Ferrari	58	+2.366s	19
3	4	Lando Norris	McLaren Mercedes	58	+5.904s	15
4	81	Oscar Piastri	McLaren Mercedes	58	+35.770s	12
5	11	Sergio Perez	Red Bull Racing Honda RBPT	58	+56.309s	10
6	18	Lance Stroll	Aston Martin Aramco Mercedes	58	+93.222s	8
7	22	Yuki Tsunoda	RB Honda RBPT	58	+95.601s	6
8	14	Fernando Alonso	Aston Martin Aramco Mercedes	58	+100.992s	4
9	27	Nico Hulkenberg	Haas Ferrari	58	+104.553s	2
10	20	Kevin Magnussen	Haas Ferrari	57	+1 lap	1
11	23	Alexander Albon	Williams Mercedes	57	+1 lap	0
12	3	Daniel Ricciardo	RB Honda RBPT	57	+1 lap	0
13	10	Pierre Gasly	Alpine Renault	57	+1 lap	0
14	77	Valtteri Bottas	Kick Sauber Ferrari	57	+1 lap	0
15	24	Zhou Guanyu	Kick Sauber Ferrari	57	+1 lap	0
16	31	Esteban Ocon	Alpine Renault	57	+1 lap	0
17	63	George Russell	Mercedes	56	DNF	0
NC	44	Lewis Hamilton	Mercedes	15	DNF	0
NC	1	Max Verstappen	Red Bull Racing Honda RBPT	3	DNF	0

Note – Logan Sargeant (Williams) did not participate in the Formula 1 Rolex Australian Grand Prix 2024. Alex Albon took over Sargeant’s car for the weekend following a crash during FP1 which lead to significant damage to Albon’s car requiring it to be retired from the weekend.

# **FORMULA 1 ROLEX AUSTRALIAN GRAND PRIX 2024: Race Report**

## **SAINZ STORMS TO VICTORY AMID DRAMA IN AUSTRALIA AS VERSTAPPEN RETIRES AND RUSSELL CRASHES OUT**

**Ferrari driver Carlos Sainz took the first non-Red Bull win of the season with an impressive display during Sunday's Australian Grand Prix, taking advantage of technical trouble for Max Verstappen in the opening laps that forced the reigning world champion to retire.**

Bidding for a record-equalling 10th victory in a row, Verstappen converted his pole position advantage as the race got under way but soon reported issues behind the wheel, with a compromised second lap opening the door for Sainz to get a run on him and make a move for the lead.

From there, Verstappen's brake-related woes got worse and, with plumes of smoke exiting the rear of his RB20, he pulled off the racing line to let the rest of the field overtake him before returning to the pits and retiring for the first time in two years.

Sainz went from strength to strength in Verstappen's absence, building up a solid lead over Lando Norris, team mate Charles Leclerc and home favourite Oscar Piastri as the race developed, eventually taking the chequered flag for the third triumph of his F1 career.

Leclerc completed an undercut on Norris in the early stages of the race to rise to a net second and back up Sainz for Ferrari's first one-two finish since the 2022 opener, but the Briton nonetheless recorded a breakthrough maiden podium of the season for himself and McLaren.

Piastri also got the jump on Norris during the initial round of pit stops, only to be asked to move aside for his team mate and then lose some more time with an off-track excursion, leaving him in a lonely fourth at the finish, followed by the Red Bull of Sergio Perez.

George Russell had been pushing to complete a late move on Fernando Alonso for sixth position when he dramatically crashed out at the high-speed Turn 6/7 complex, causing extensive damage to his Mercedes and bringing out a Virtual Safety Car to the finish.

The stewards later deemed that Alonso had played a "potentially dangerous" part in the incident, dropping the Spaniard from P6 to P8 with a post-race 20-second penalty. That decision moved team mate Lance Stroll up to sixth and RB's Yuki Tsunoda to P7 – giving RB their first reward of the campaign – as Haas took a welcome clutch of points with Nico Hulkenberg in ninth and Kevin Magnussen in 10th.

Williams' decision to put Alex Albon in Logan Sargeant's car did not quite result in points as he took 11th, followed by the other home driver in action, RB's Daniel Ricciardo, and the Alpine of Pierre Gasly, who was hit with a five-second penalty for a pit exit breach.

Kick Sauber endured yet more pit stop problems on their way to 14th and 15th with Valtteri Bottas and Zhou Guanyu respectively, while Esteban Ocon was the final finisher in the other Alpine after Verstappen's early retirement, Russell's late crash and a mid-race engine issue for Lewis Hamilton.

Hamilton was watching from the Mercedes garage when team mate Russell suffered his crash, with the latter – whose car was pitched on its side in the middle of the track after the left-front crumbled – quickly reporting over the radio that he was "okay".

With the drivers aware of Russell's condition, the celebrations started down at Ferrari as Sainz revelled in his journey from a hospital bed to the top step of the podium in just two weeks – shouting his trademark “smooth operator” line as he headed for parc ferme.

## **AS IT HAPPENED**

After an exciting qualifying hour, which saw Verstappen overcome a strong challenge from Sainz to bag pole position, the drivers and teams returned to Albert Park on Sunday for the 58-lap main event, the Australian Grand Prix, with plenty more anticipation in the air.

Unlike the first two rounds, only 19 of the 20 cars involved in the championship would make the start, following Williams' decision to put Alex Albon in Logan Sargeant's car in the wake of the Thai-British driver writing off his own chassis in FP1 and the team not having a spare to hand.

Further disruption to the grid saw Perez pick up a three-place grid penalty for impeding Hulkenberg in qualifying, dropping him from third to sixth, while Zhou was moved from 19th and last to the pit lane after Kick Sauber modified his car under parc ferme conditions.

When the field lined up for the start, with Pirelli expecting a two-stop encounter, it was revealed that the majority of drivers had opted for medium tyres, while Alonso and Hulkenberg had gone for hards and Hamilton, Ricciardo and Zhou had gone bold on softs.

As the lights went out, with the track temperature hotter than it had been all weekend, pole-sitter Verstappen made a clean start to hold his advantage over Sainz, with Norris slotting into third from Leclerc, Piastri and Russell, who managed to slip past Perez.

Sainz had built a solid three-second lead by Lap 10, when Leclerc and Piastri both pitted to swap to hards, while replays picked up Hamilton experiencing another moment as he ran wide at Turn 1 and took a trip over the grass before gathering the car and continuing on his way.

“You're doing a mega job out there,” was the message to Sainz from the Ferrari pit wall as the Spaniard stretched out his first stint, with Norris following suit and data predictions suggesting that both Leclerc and Piastri were set to jump the Briton.

Perez, Alonso, Hulkenberg and Gasly were the other four drivers yet to pit at the 15-lap mark, with the sole remaining Red Bull driver expressing his fears about tyre degradation over the radio amid the higher air and track temperatures.

At the end of Lap 15, Norris and Perez both decided that enough was enough as they completed the move from medium tyres to hards, with the former coming back out in fifth, having lost places to Leclerc and Piastri, and Perez rejoining in 10th, just ahead of Hamilton.

Sainz finally pitted from the lead on the 16th tour, swapping to hards and returning to the track a couple of seconds behind Alonso, just as Hamilton reported an engine failure and came to a halt at the side of the track, bringing out a Virtual Safety Car.

That played into the hands of Alonso, who managed to save around 10 seconds with a ‘cheap’ stop, meaning he re-emerged in fifth position on mediums, as Hulkenberg and Gasly also completed their first tyre changes – replays showing the latter's team mate, Ocon, earlier losing time outside the Alpine garage after a visor tear off got stuck in a brake duct.

With Hamilton's car safely removed and the track clear, the VSC was replaced by green flag conditions once more, leaving Sainz to continue his charge from team mate Leclerc, Piastri, Norris and Alonso, while Russell came under pressure from Perez.

“That car is like a rocket ship,” lamented Russell over the radio when slipped by, leaving the only Mercedes in action seventh, from Stroll, Tsunoda and Albon, who was now in contention to score a point after taking over team mate Sargeant’s car.

Further back, Haas asked their drivers to play the team game again, with medium-shod Hulkenberg given clearance to pass hard-shod team mate Magnussen for 11th position – the German looking to emulate his run to the points in Saudi Arabia last time out.

Ricciardo was up to 13th after his back-of-the-grid start, with Gasly splitting the Kick Saubers of Zhou and Bottas following his long first stint and Ocon bringing up the rear thanks to his pit dramas – Hamilton and Verstappen now watching from the sidelines.

As the race moved over the halfway mark, McLaren instructed Piastri to move aside for team mate Norris amid their differing strategies, while Perez continued his charge by dispatching Alonso for fifth position on the run between Turns 8 and 9.

With Norris closing in on Leclerc and beginning to apply some pressure, the Monegasque reported that his tyres were “gone” and he duly pitted for fresh hard rubber on lap 35, coming back out in fourth place, just ahead of Perez and Alonso.

Perez was the next to stop on the following lap, dropping him to the tail-end of the points places, with Zhou pitting at a similar time and cameras picking up yet another slow stop for the Kick Sauber crew – team mate Bottas at least managing to swap tyres without trouble.

There was more drama elsewhere as Hulkenberg rejoined the track from another stop marginally in front of Albon, who expressed his frustration over the radio at the Haas driver’s robust defensive driving, and Piastri took a trip over the grass at the penultimate corner.

Piastri made his second stop shortly after that moment, putting him fifth from Russell, with Norris coming in a lap later and filtering out in fourth, between Leclerc and Alonso, and leader Sainz taking on a final set of fresh tyres one more tour after that.

Piastri put his new rubber to good use as he cleared Alonso – who was just about to make his final stop – for fourth at the exit of Turn 11, after which he sat some nine seconds down on team mate Norris, with Tsunoda repeating the trick on Gasly for P9 moments later.

As the final stops filtered through, Sainz led Leclerc by around five seconds, with Norris four seconds further back in third, Piastri now in no man’s land, Russell holding fifth from Perez and Alonso, Stroll up to eighth and Tsunoda and Hulkenberg holding the final points.

Russell stopped again with just over 10 laps remaining, allowing Perez and Alonso to slot ahead again, as replays confirmed the “really weird” moment Verstappen had been talking about before his retirement – the Dutchman running too deep at Turn 3.

With fresher tyres, Russell proceeded to close in rapidly on Alonso and attack him for sixth place, only to overdo it during the final lap and slide off the track at Turn 6 – his heavily-damaged car coming to a halt on its side on the racing line and bringing out another VSC.

Back at the front, Sainz crossed the line just under two-and-a-half seconds clear of Leclerc for a momentous Ferrari result, as Norris secured the final spot on the podium, comfortably clear of Piastri, Perez and Alonso.

Stroll, Tsunoda, Hulkenberg and Magnussen all benefitted from Russell’s late crash, with RB taking their first points of the season and Haas topping up their tally, as Albon narrowly missed out in 11th after jumping into Sargeant’s cockpit.

While he delivered a steady rise from the very back of the grid, Ricciardo had to settle for 12th in the 10th Australian Grand Prix of his career, with Gasly 13th after picking up a five-second penalty for crossing the line at the exit of the pits.

After dramas in Bahrain and Saudi Arabia, Kick Sauber suffered more pit stop issues on both cars as Bottas and Zhou wound up 14th and 15th respectively, with the Finn also summoned to the stewards over an alleged breach of the International Sporting Code in the pit lane.

Ocon was the final finisher in 16th, with Verstappen and Hamilton sidelined by their earlier incidents and Russell being picked up by the Medical Car after his meeting with the wall on the final lap.

Post-race drama, meanwhile, saw Alonso handed a drive-through penalty – converted to a 20-second penalty added to his race time – after the stewards deemed that he had driven in an “extraordinary” manner while being chased by Russell, contributing to the Mercedes’ driver’s accident. Alonso was dropped from P6 to P8, pushing up Aston Martin team mate Stroll and RB’s Tsunoda.























### **Key quote**

“It was a really good race; I felt really good out there,” said Sainz. “Of course, [I’m] a bit stiff, especially physically, it wasn’t the easiest, but I was lucky that I was more or less on my own and I could manage my pace, manage the tyres, manage everything. It wasn’t the toughest race of all, but yeah, very happy, very proud of the team.

“I’m happy to be in a one-two with Charles here. It shows that hard work pays off. Life sometimes is crazy, what happened at beginning of year, then the podium in Bahrain, then the appendix, the comeback, the win... it’s a rollercoaster but I loved it and I’m extremely happy.”

## 2024 Formula Two Championship™ Entry List

### ENTRY LISTINGS

CAR NUMBER	NATIONALITY	DRIVER	DOB	HEIGHT	TEAM
1	 ITA	LEONARDO FORNAROLI	03-12-2004	180 CM	INVICTA RACING
2	 CZE	ROMAN STANEK	25-02-2004	178 CM	INVICTA RACING
3	 ESP	JOSEP MARIA MARTÍ	13-06-2005	185 CM	CAMPOS RACING
4	 GBR	ARVID LINDBLAD	08-08-2007	173 CM	CAMPOS RACING
5	 DEU	OLIVER GOETHE	14-10-2004	173 CM	MP MOTORSPORT
6	 NED	RICHARD VERSCHOOR	16-12-2000	187 CM	MP MOTORSPORT
7	 GBR	LUKE BROWNING	31-01-2002	179 CM	HITECH TGR
8	 SWE	DINO BEGANOVIC	19-01-2004	183 CM	HITECH TGR
9	 COL	SEBASTIÁN MONTOYA	11-04-2005	180 CM	PREMA RACING
10	 ITA	GABRIELE MINÌ	20-03-2005	170 CM	PREMA RACING
11	 USA	JAK CRAWFORD	02-05-2005	182 CM	DAMS LUCAS OIL
12	 IND	KUSH MAINI	22-09-2000	171 CM	DAMS LUCAS OIL
14	 FRA	VICTOR MARTINS	16-06-2002	173 CM	ART GRAND PRIX
15	 JPN	RITOMO MIYATA	10-08-1999	171 CM	ART GRAND PRIX
16	 AUS	CHRISTIAN MANSELL	09-02-2005	182 CM	RODIN MOTORSPORT
17	 IRL	ALEXANDER DUNNE	11-11-2005	181 CM	RODIN MOTORSPORT
20	 PRY	JOSHUA DÜRKSEN	27-10-2003	175 CM	AIX RACING
21	 GBR	CIAN SHIELDS	07-03-2005	185 CM	AIX RACING
22	 FRA	SAMI MEGUETOUNIF	24-05-2004	183 CM	TRIDENT
23	 USA	MAX ESTERSON	09-01-2002	182 CM	TRIDENT
24	 GBR	JOHN BENNETT	15-09-2003	182 CM	VAN AMERSFOORT RACING
25	 MEX	RAFAEL VILLAGOMEZ	10-11-2001	168 CM	VAN AMERSFOORT RACING

\*Subject to change

## 2024 Formula Three Championship™ Entry List

### ENTRY LISTINGS

























CAR NUMBER	NATIONALITY	DRIVER	DOB	HEIGHT	TEAM
1	ITA	BRANDO BADOER	15-09-2006	180 CM	PREMA RACING
2	MEX	NOEL LEÓN	21-12-2004	165 CM	PREMA RACING
3	USA	UGO UGOCHUKWU	23-04-2007	192 CM	PREMA RACING
4	DEN	NOAH STRØMSTED	29-07-2007	175 CM	TRIDENT
5	BRA	RAFAEL CÂMARA	05-05-2005	169 CM	TRIDENT
6	AUT	CHARLIE WURZ	02-12-2005	184 CM	TRIDENT
7	NED	LAURENS VAN HOEPEN	06-09-2005	180 CM	ART GRAND PRIX
8	FIN	TUUKKA TAPONEN	26-10-2006	172 CM	ART GRAND PRIX
9	AUS	JAMES WHARTON	08-07-2006	183 CM	ART GRAND PRIX
10	ESP	MARI BOYA	13-04-2004	183 CM	CAMPOS RACING
11	BUL	NIKOLA TSOLOV	21-12-2006	180 CM	CAMPOS RACING
12	THA	TASANAPOL INTHRAPHUVASAK	14-11-2005	170 CM	CAMPOS RACING
14	NOR	MARTINIUS STENSHORNE	02-02-2006	172 CM	HITECH TGR
15	AUT	JOSHUA DUFEK	13-12-2004	178 CM	HITECH TGR
16	CHN	GERRARD XIE	24-09-2006	173 CM	HITECH TGR
17	DEU	TIM TRAMNITZ	16-11-2004	184 CM	MP MOTORSPORT
18	ESP	BRUNO DEL PINO	20-06-2006	-	MP MOTORSPORT
19	FRA	ALESSANDRO GIUSTI	10-09-2006	-	MP MOTORSPORT
20	FRA	THÉOPHILE NAËL	27-06-2007	170 CM	VAN AMERSFOORT RACING
21	POR	IVAN DOMINGUES	05-05-2006	173 CM	VAN AMERSFOORT RACING
22	MEX	SANTIAGO RAMOS	26-01-2004	177 CM	VAN AMERSFOORT RACING
23	GBR	CALLUM VOISIN	06-03-2006	174 CM	RODIN MOTORSPORT
24	NZL	LOUIS SHARP	11-05-2007	165 CM	RODIN MOTORSPORT
25	POL	ROMAN BILINSKI	04-03-2004	186 CM	RODIN MOTORSPORT
26	ESP	JAVIER SAGRERA	12-01-2004	191 CM	AIX RACING
27	ITA	NICOLA MARINANGELI	14-05-2002	-	AIX RACING
28	DEU	JONAS RIED	18-12-2004	-	AIX RACING
29	ITA	NICOLA LACORTE	01-16-2007	170 CM	DAMS LUCAS OIL
30	NZL	LOUIS SHARP	11-05-2007	165 CM	DAMS LUCAS OIL
31	SGP	CHRISTIAN HO	31-10-2006	165 CM	DAMS LUCAS OIL

\*Subject to change



## Supercars Entry List



### ENTRY LISTINGS

CAR #	DRIVER	TEAM SPONSOR NAME	MOTORSPORT AUSTRALIA COMPETITOR NAME	MODEL
1	 WILL BROWN	Red Bull Ampol Racing	TRIPLE EIGHT RACE ENGINEERING (AUSTRALIA) PIL	CAMARO ZL1
2	 RYAN WOOD	Mobil 1 Truck Assist Racing	WAU RACING PTY LTD	MUSTANG GT
3	 AARON LOVE	CoolDrive Racing	BLANCHARD RACING TEAM	MUSTANG GT
4	 CAMERON HILL	Dabbie Racing	MATT STONE RACING PTY LTD	CAMARO ZL1
6	 CAM WATERS	Monster Castrol Racing	TICKFORD RACING PTY LTD	MUSTANG GT
7	 JAMES COURTNEY	Snowy River Racing	BLANCHARD RACING TEAM	MUSTANG GT
8	 ANDRE HEIMGARTNER	R & J Batteries Racing	BRAD JONES RACING PTY LTD	CAMARO ZL1
9	 JACK LE BROcq	Erebus Motorsport	EREBUS MOTORSPORT PTY LTD	CAMARO ZL1
10	 NICK PERCAT	Bendix Racing	MATT STONE RACING PTY LTD	CAMARO ZL1
12	 JAXON EVANS	SCT Motorsport	BRAD JONES RACING PTY LTD	CAMARO ZL1
14	 BRYCE FULLWOOD	Brad Jones Racing	BRAD JONES RACING PTY LTD	CAMARO ZL1
17	 WILL DAVISON	Shell V-Power Racing Team	RACING TEAM (AUST) PTY LTD	MUSTANG GT
18	 ANTON DE PASQUALE	DEWALT Racing	WFL RACING PTY LTD	CAMARO ZL1
19	 MATTHEW PAYNE	Penrite Racing	GROVE RACING PTY LTD	MUSTANG GT
20	 DAVID REYNOLDS	TRADIE Energy	WFL RACING PTY LTD	CAMARO ZL1
25	 CHAZ MOSTERT	Mobile 1 Optus Racing	WAU RACING PTY LTD	MUSTANG GT
26	 KAI ALLEN	Penrite Racing	GROVE RACING PTY LTD	MUSTANG GT
31	 JAMES GOLDING	PremiAir Racing	PREMIAIR PTY LTD	CAMARO ZL1
38	 BRODIE KOSTECKI	Shell V-Power Racing Team	RACING TEAM (AUST) PTY LTD	MUSTANG GT
55	 THOMAS RANDLE	Monster Castrol Racing	TICKFORD RACING PTY LTD	MUSTANG GT
62	 RICHIE STANAWAY	PremiAir Racing	PREMIAIR PTY LTD	CAMARO ZL1
88	 BROc FEENEY	Red Bull Ampol Racing	TRIPLE EIGHT RACE ENGINEERING (AUSTRALIA) PIL	CAMARO ZL1
96	 MACAULEY JONES	Pizza Hut Racing	BRAD JONES RACING PTY LTD	CAMARO ZL1
99	 COOPER MURRAY	Erebus Motorsport	EREBUS MOTORSPORT PTY LTD	CAMARO ZL1

\*Subject to change

## Porsche Carrera Cup Entry List

### ENTRY LISTINGS

CAR #	DRIVER	STATE	CLASS	SPONSOR NAME	TEAM
1	 HARRI JONES	QLD	PRO	JONES MOTORSPORT	JONES MOTORSPORT
2	 DAVID RUSSELL	NSW	PRO	HIRE A HUBBY/TEKWORKX MOTORSPORT	TEKWORKX MOTORSPORT
3	 OSCAR TARGETT	QLD	PRO	EBM AUSTRALIA	EBM AUSTRALIA
5	 JACQUE JARJO	NSW	PRO-AM	JACQUE FINE JEWELLERY/DNA AUTOSPORT	DNA AUTOSPORT
7	 CALEB SUMICH	WA	PRO	McELREA RACING	McELREA RACING
9	 MARC CINI	VIC	PRO-AM	HALLMARC/TEAM MPC	MELBOURNE PERFORMANCE CENTRE
11	 JACKSON WALLS	NSW	PRO	OBJECTIVE RACING	GWR
13	 SAM SHAHIN	SA	PRO-AM	THE BEND MOTORSPORT PARK P/L	EMA MOTORSPORT
14	 MATTHEW BELFORD	VIC	PRO-AM	LD LAND	GWR
15	 CLAY OSBORNE	NZ	PRO	POWER AND EARTH.COM	McELREA RACING
16	 HAMISH FITZSIMMONS	QLD	PRO	TEAM MPC	MELBOURNE PERFORMANCE CENTRE
20	 ADRIAN FLACK	QLD	PRO-AM	AGAS NATIONAL/EBM	EBM AUSTRALIA
22	 DEAN COOK	NSW	PRO-AM	DEXION/RAM MOTORSPORT	GWR
23	 LOCKIE BLOXOM	QLD	PRO	LOCKIE BLOXSOM	McELREA RACING
28	 BAYLEY HALL	QLD	PRO	EMA/HFI	EMA MOTORSPORT
35	 INDIRAN PADAYACHEE	NSW	PRO-AM	RENTCORP HYUNDAI FORKLIFTS	TIGANI MOTORSPORT
66	 MARCO GILTRAP	NZ	PRO	TEAM PORSCHE NEW ZEALAND/EBM	EBM AUSTRALIA
77	 RODNEY JANE	VIC	PRO-AM	SONIC MOTOR RACING SERVICES/BOB JANE T MARTS	SONIC MOTOR RACING
81	 TOM McLENNAN	QLD	PRO	McLENNAN MOTORSPORT/TEKWORKX MOTORSPORT	TEKWORKX MOTORSPORT
85	 MATT SLAVIN	VIC	PRO-AM	ASM/ARES GROUP	ASM
88	 DYLAN O'KEEFFE	VIC	PRO	DEXION/RAM MOTORSPORT	GWR
95	 BRETT BOULTON	QLD	PRO-AM	MYCONSTRUCT.COM	McELREA RACING
702	 DANNY STUTTERD	VIC	PRO-AM	TEKWORKX MOTORSPORT	TEKWORKX MOTORSPORT
777	 MARCOS FLACK	QLD	PRO	SONIC MOTOR RACING SERVICES/BOB JANE T MARTS/ROSCHÉ PAPER	SONIC MOTOR RACING
911	 GLEN WOOD	VIC	PRO	EMBREY ATTACHMENTS/EBM	EBM
992	 DALE WOOD	VIC	PRO	CONNECTED SPACES/EBM	EBM
999	 ANGELO MOUZOURIS	VIC	PRO	SONIC MOTOR RACING SERVICES/BOB JANE T MARTS/PITBOX	SONIC MOTOR RACING

\*Subject to change

## Melbourne Statistics

YEAR	POLE POSITION	RACE WINNER	FASTEST LAP
1996	Jacques Villeneuve Williams-Renault 1:32.371 (206.636km/h)	Damon Hill Williams-Renault 1:32:50.491	Jacques Villeneuve Williams-Renault 1:33.421 (204.313km/h) Lap 27
1997	Jacques Villeneuve Williams-Renault 1:29.369 (213.577km/h)	David Coulthard McLaren-Mercedes 1:30:28.718	Heinz-Harald Frentzen Williams-Renault 1:30.585 (210.710km/h) Lap 36
1998	Mika Hakkinen McLaren-Mercedes 1:30.010 (212.096km/h)	Mika Hakkinen McLaren-Mercedes 1:31:45.996	Mika Hakkinen McLaren-Mercedes 1:31.649 (208.303km/h) Lap 39
1999	Mika Hakkinen McLaren-Mercedes 1:30.462 (211.036km/h)	Eddie Irvine Ferrari 1:31:01.659	Michael Schumacher Ferrari 1:32.112 (207.256km/h) Lap 55
2000	Mika Hakkinen McLaren—Mercedes 1:30.556 (210.817km/h)	Michael Schumacher Ferrari 1:34:01.967	Rubens Barrichello Ferrari 1:31.481 (208.685km/h) Lap 41
2001	Michael Schumacher Ferrari 1:26.892 (219.707km/h)	Michael Schumacher Ferrari 1:38:26.533	Michael Schumacher Ferrari 1:28.214 (216.414km/h) Lap 34
2002	Rubens Barrichello Ferrari 1:25.843 (222.392km/h)	Michael Schumacher Ferrari 1:35:36.792	Kimi Raikkonen McLaren-Mercedes 1:28.541 (215.615km/h) Lap 37
2003	Michael Schumacher Ferrari 1:27.173 (218.999km/h)	David Coulthard McLaren-Mercedes 1:34:42.124	Kimi Raikkonen McLaren-Mercedes 1:27.724 (217.623km/h) Lap 32
2004	Michael Schumacher Ferrari 1:24.408 (226.172km/h)	Michael Schumacher Ferrari 1:24:15.727	Michael Schumacher Ferrari 1:24.125 (226.933km/h) Lap 29
2005	Giancarlo Fisichella Renault 3:01.460 (Aggregate qual. time)	Giancarlo Fisichella Renault 1:24:17.336	Fernando Alonso Renault 1:25.683 (222.807km/h) Lap 24
2006	Jenson Button Honda 1:25.229 (223.994km/h)	Fernando Alonso Renault 1:34:27.870	Kimi Raikkonen McLaren-Mercedes 1:26.045 (221.869km/h) Lap 57
2007	Kimi Raikkonen Ferrari 1:26.072 (221.800km/h)	Kimi Raikkonen Ferrari 1:25:28.770	Kimi Raikkonen Ferrari 1:25.235 (223.978km/h) Lap 41

YEAR	POLE POSITION	RACE WINNER	FASTEST LAP
2008	Lewis Hamilton McLaren-Mercedes 1:26.714 (220.158km/h)	Lewis Hamilton McLaren-Mercedes 1:34:50.616	Heikki Kovalainen McLaren-Mercedes 1:27.418 (218.385km/h) Lap 43
2009	Jenson Button Brawn GP 1:26.202 (221.465km/h)	Jenson Button Brawn GP 1:34:15.784	Nico Rosberg Williams 1:27.706 (217.668km/h) Lap 48
2010	Sebastian Vettel Red Bull Renault 1:23.919 (227.490km/h)	Jenson Button McLaren-Mercedes 1:33.36.531	Mark Webber Red Bull Renault 1:28.358 (216.061km/h) Lap 47
2011	Sebastian Vettel Red Bull Renault 1:23.529 (228.552km/h)	Sebastian Vettel Red Bull Renault 1:29:30.259	Felipe Massa Ferrari 1:28.947 (214.631km/h) Lap 55
2012	Lewis Hamilton Vodafone McLaren Mercedes 1:24.922 (224.803km/h)	Jenson Button Vodafone McLaren Mercedes 1:34.09.565	Jenson Button Vodafone McLaren Mercedes 1:29.187 (214.053km/h) Lap 56
2013	Sebastian Vettel Red Bull Renault 1:27.407 (218.412km/h)	Kimi Raikkonen Lotus F1 Team 1:30.03.225	Kimi Raikkonen Lotus F1 Team 1:29.274 (213.845km/h) Lap 56
2014	Lewis Hamilton Mercedes 1:44.231 (183.158km/h)	Nico Rosberg Mercedes 1:32.58.710	Nico Rosberg Mercedes 1:32.478 (206.436km/h) Lap 19
2015	Lewis Hamilton Mercedes 1:26.327 (221.145 km/h)	Lewis Hamilton Mercedes 1:31.54.067	Lewis Hamilton Mercedes 1:30.945 (209.915 km/h) Lap 50
2016	Lewis Hamilton Mercedes 1:23.327 (227.713 km/h)	Nico Rosberg Mercedes 1:48.15.067	Daniel Ricciardo Red Bull TAG Heuer 1:28.997 (214.511 km/h) Lap 49
2017	Lewis Hamilton Mercedes 1:22.188 (232.282 km/h)	Sebastian Vettel Ferrari 1:24.11.672	Kimi Raikkonen Ferrari 1:26.538 (220.605km/h) Lap 56
2018	Lewis Hamilton Mercedes 1:21.2164 (235.213km/h)	Sebastian Vettel Ferrari 1:29.33.3	Daniel Ricciardo Red Bull TAG Heuer 1:25.945 (222.128km/h) Lap 54
2019	Lewis Hamilton Mercedes 1:20.486 (237.194km/h)	Valtteri Bottas Mercedes 1:25.27.325	Valtteri Bottas Mercedes 1:25,580 (223.075km/h) Lap 57
2022	Charles Leclerc Ferrari 1:17.868 (215.146km/h)	Charles Leclerc Ferrari 1:27:46.548	Charles Leclerc Ferrari 1:20.260 (236.740km/h) Lap 58
2023	Max Verstappen Red Bull Racing Honda RBPT 1:16.732 (247.625km/h)	Max Verstappen Red Bull Racing Honda RBPT 2:32:38.371	Sergio Perez Red Bull Racing Honda RBPT 1:20.235 (236.814km/h) Lap 53
2024	Max Verstappen Red Bull Racing Honda RBPT 1:15.915 (250.290km/h)	Carlos Sainz Ferrari 1:20:26.843	Charles Leclerc Ferrari 1:19.813 (238.066km/h) Lap 56

# 2024 Formula One World Championship™ Drivers Final Standings

## 2024 Driver Standings

POS	DRIVER	NATIONALITY	CAR	PTS
1	<a href="#">Max Verstappen</a>	NED	<a href="#">Red Bull Racing Honda RBPT</a>	437
2	<a href="#">Lando Norris</a>	GBR	<a href="#">McLaren Mercedes</a>	374
3	<a href="#">Charles Leclerc</a>	MON	<a href="#">Ferrari</a>	356
4	<a href="#">Oscar Piastri</a>	AUS	<a href="#">McLaren Mercedes</a>	292
5	<a href="#">Carlos Sainz</a>	ESP	<a href="#">Ferrari</a>	290
6	<a href="#">George Russell</a>	GBR	<a href="#">Mercedes</a>	245
7	<a href="#">Lewis Hamilton</a>	GBR	<a href="#">Mercedes</a>	223
8	<a href="#">Sergio Perez</a>	MEX	<a href="#">Red Bull Racing Honda RBPT</a>	152
9	<a href="#">Fernando Alonso</a>	ESP	<a href="#">Aston Martin Aramco Mercedes</a>	70
10	<a href="#">Pierre Gasly</a>	FRA	<a href="#">Alpine Renault</a>	42
11	<a href="#">Nico Hulkenberg</a>	GER	<a href="#">Haas Ferrari</a>	41
12	<a href="#">Yuki Tsunoda</a>	JPN	<a href="#">RB Honda RBPT</a>	30
13	<a href="#">Lance Stroll</a>	CAN	<a href="#">Aston Martin Aramco Mercedes</a>	24
14	<a href="#">Esteban Ocon</a>	FRA	<a href="#">Alpine Renault</a>	23
15	<a href="#">Kevin Magnussen</a>	DEN	<a href="#">Haas Ferrari</a>	16
16	<a href="#">Alexander Albon</a>	THA	<a href="#">Williams Mercedes</a>	12
17	<a href="#">Daniel Ricciardo</a>	AUS	<a href="#">RB Honda RBPT</a>	12
18	<a href="#">Oliver Bearman</a>	GBR	<a href="#">Haas Ferrari</a>	7
19	<a href="#">Franco Colapinto</a>	ARG	<a href="#">Williams Mercedes</a>	5
20	<a href="#">Zhou Guanyu</a>	CHN	<a href="#">Kick Sauber Ferrari</a>	4
21	<a href="#">Liam Lawson</a>	NZL	<a href="#">RB Honda RBPT</a>	4
22	<a href="#">Valtteri Bottas</a>	FIN	<a href="#">Kick Sauber Ferrari</a>	0
23	<a href="#">Logan Sargeant</a>	USA	<a href="#">Williams Mercedes</a>	0
24	<a href="#">Jack Doohan</a>	AUS	<a href="#">Alpine Renault</a>	0

# 2024 Formula One World Championship™ Constructor Final Standings

## 2024 Constructor Standings

POS	TEAM	PTS
1	<a href="#">McLaren Mercedes</a>	666
2	<a href="#">Ferrari</a>	652
3	<a href="#">Red Bull Racing Honda RBPT</a>	589
4	<a href="#">Mercedes</a>	468
5	<a href="#">Aston Martin Aramco Mercedes</a>	94
6	<a href="#">Alpine Renault</a>	65
7	<a href="#">Haas Ferrari</a>	58
8	<a href="#">RB Honda RBPT</a>	46
9	<a href="#">Williams Mercedes</a>	17
10	<a href="#">Kick Sauber Ferrari</a>	4

## Drivers World Championship 1950 – 2024

<b>1950</b>	G Farina (ITA)	Alfa Romeo	<b>1988</b>	A Senna (BRA)	McLaren-Honda
<b>1951</b>	J M Fangio (ARG)	Alfa Romeo	<b>1989</b>	A Prost (FRA)	McLaren-Honda
<b>1952</b>	A Ascari (ITA)	Ferrari	<b>1990</b>	A Senna (BRA)	McLaren-Honda
<b>1953</b>	A Ascari (ITA)	Ferrari	<b>1991</b>	A Senna (BRA)	McLaren-Honda
<b>1954</b>	J M Fangio (ARG)	Mercedes/Maserati	<b>1992</b>	N Mansell (GBR)	Williams-Renault
<b>1955</b>	J M Fangio (ARG)	Mercedes	<b>1993</b>	A Prost (FRA)	Williams-Renault
<b>1956</b>	J M Fangio (ARG)	Lancia/Ferrari	<b>1994</b>	M Schumacher (GER)	Benetton-Ford
<b>1957</b>	J M Fangio (ARG)	Maserati	<b>1995</b>	M Schumacher (GER)	Benetton-Renault
<b>1958</b>	M Hawthorn (GBR)	Ferrari	<b>1996</b>	D Hill (GBR)	Williams-Renault
<b>1959</b>	J Brabham (AUS)	Cooper-Climax	<b>1997</b>	J Villeneuve (CAN)	Williams-Renault
<b>1960</b>	J Brabham (AUS)	Cooper-Climax	<b>1998</b>	M Hakkinen (FIN)	McLaren-Mercedes
<b>1961</b>	P Hill (USA)	Ferrari	<b>1999</b>	M Hakkinen (FIN)	McLaren-Mercedes
<b>1962</b>	G Hill (GBR)	BRM	<b>2000</b>	M Schumacher (GER)	Ferrari
<b>1963</b>	J Clark (GBR)	Lotus-Climax	<b>2001</b>	M Schumacher (GER)	Ferrari
<b>1964</b>	J Surtees (GBR)	Ferrari	<b>2002</b>	M Schumacher (GER)	Ferrari
<b>1965</b>	J Clark (GBR)	Lotus-Climax	<b>2003</b>	M Schumacher (GER)	Ferrari
<b>1966</b>	J Brabham (AUS)	Brabham-Repco	<b>2004</b>	M Schumacher (GER)	Ferrari
<b>1967</b>	D Hulme (NZL)	Brabham-Repco	<b>2005</b>	F Alonso (ESP)	Renault
<b>1968</b>	G Hill (GBR)	Lotus-Ford	<b>2006</b>	F Alonso (ESP)	Renault
<b>1969</b>	J Stewart (GBR)	Matra-Ford	<b>2007</b>	K Raikkonen (FIN)	Ferrari
<b>1970</b>	J Rindt (AUT)	Lotus-Ford	<b>2008</b>	L Hamilton (GBR)	McLaren-Mercedes
<b>1971</b>	J Stewart (GBR)	Tyrell-Ford	<b>2009</b>	J Button (GBR)	Brawn GP
<b>1972</b>	E Fittipaldi (BRA)	Lotus-Ford	<b>2010</b>	S Vettel (GBR)	Red Bull Renault
<b>1973</b>	J Stewart (GBR)	Tyrell-Ford	<b>2011</b>	S Vettel (GBR)	Red Bull Renault
<b>1974</b>	E Fittipaldi (BRA)	McLaren-Ford	<b>2012</b>	S Vettel (GBR)	Red Bull Renault
<b>1975</b>	N Lauda (AUT)	Ferrari	<b>2013</b>	S Vettel (GBR)	Red Bull Renault
<b>1976</b>	J Hunt (GBR)	McLaren-Ford	<b>2014</b>	L Hamilton (GBR)	Mercedes
<b>1977</b>	N Lauda (AUT)	Ferrari	<b>2015</b>	L Hamilton (GBR)	Mercedes
<b>1978</b>	M Andretti (USA)	Lotus-Ford	<b>2016</b>	N Rosberg (GER)	Mercedes
<b>1979</b>	J Scheckter (RSA)	Ferrari	<b>2017</b>	L Hamilton (GBR)	Mercedes
<b>1980</b>	A Jones (AUS)	Williams-Ford	<b>2018</b>	L Hamilton (GBR)	Mercedes
<b>1981</b>	N Piquet (BRA)	Brabham-Ford	<b>2019</b>	L Hamilton (GBR)	Mercedes
<b>1982</b>	K Rosberg (FIN)	Williams-Ford	<b>2020</b>	L Hamilton (GBR)	Mercedes
<b>1983</b>	N Piquet (BRA)	Brabham-BMW	<b>2021</b>	M Verstappen (NED)	Red Bull
<b>1984</b>	N Lauda (AUT)	McLaren-TAG-Porsche	<b>2022</b>	M Verstappen (NED)	Red Bull
<b>1985</b>	A Prost (FRA)	McLaren-TAG-Porsche	<b>2023</b>	M Verstappen (NED)	Red Bull
<b>1986</b>	A Prost (FRA)	McLaren-TAG-Porsche	<b>2024</b>	M Verstappen (NED)	Red Bull
<b>1987</b>	N Piquet (BRA)	Williams-Honda			

## Constructors World Championship 1958 – 2023

<b>1958</b>	Vanwall	<b>1992</b>	Williams-Renault
<b>1959</b>	Cooper-Climax	<b>1993</b>	Williams-Renault
<b>1960</b>	Cooper-Climax	<b>1994</b>	Williams-Renault
<b>1961</b>	Ferrari	<b>1995</b>	Benetton-Renault
<b>1962</b>	BRM	<b>1996</b>	Williams-Renault
<b>1963</b>	Lotus-Climax	<b>1997</b>	Williams-Renault
<b>1964</b>	Ferrari	<b>1998</b>	McLaren-Mercedes
<b>1965</b>	Lotus-Climax	<b>1999</b>	Ferrari
<b>1966</b>	Brabham-Repco	<b>2000</b>	Ferrari
<b>1967</b>	Brabham-Repco	<b>2001</b>	Ferrari
<b>1968</b>	Lotus-Ford	<b>2002</b>	Ferrari
<b>1969</b>	Matra-Ford	<b>2003</b>	Ferrari
<b>1970</b>	Lotus-Ford	<b>2004</b>	Ferrari
<b>1971</b>	Tyrell-Ford	<b>2005</b>	Renault
<b>1972</b>	Lotus-Ford	<b>2006</b>	Renault
<b>1973</b>	Lotus-Ford	<b>2007</b>	Ferrari
<b>1974</b>	McLaren-Ford	<b>2008</b>	Ferrari
<b>1975</b>	Ferrari	<b>2009</b>	Brawn GP
<b>1976</b>	Ferrari	<b>2010</b>	Red Bull Renault
<b>1977</b>	Ferrari	<b>2011</b>	Red Bull Renault
<b>1978</b>	Lotus-Ford	<b>2012</b>	Red Bull Renault
<b>1979</b>	Ferrari	<b>2013</b>	Red Bull Renault
<b>1980</b>	Williams-Ford	<b>2014</b>	Mercedes
<b>1981</b>	Williams-Ford	<b>2015</b>	Mercedes
<b>1982</b>	Ferrari	<b>2016</b>	Mercedes
<b>1983</b>	Ferrari	<b>2017</b>	Mercedes
<b>1984</b>	McLaren-TAG-Porsche	<b>2018</b>	Mercedes
<b>1985</b>	McLaren-TAG-Porsche	<b>2019</b>	Mercedes
<b>1986</b>	Williams-Honda	<b>2020</b>	Mercedes
<b>1987</b>	Williams-Honda	<b>2021</b>	Mercedes
<b>1988</b>	McLaren-Honda	<b>2022</b>	Red Bull Racing RBPT
<b>1989</b>	McLaren-Honda	<b>2023</b>	Red Bull Racing RBPT
<b>1990</b>	McLaren-Honda	<b>2024</b>	McLaren-Mercedes
<b>1991</b>	McLaren-Honda		



## Australian Drivers in the World Championship

The full list of Australian title-winners and points-scorers is as follows, sorted by points scored:

	CAREER	RACES	WINS	POLES	F. LAPS	TITLES	POINTS
Daniel Ricciardo	2011-22 2023-24	258	8	3	17	0	1329
Mark Webber	2002-13	215	9	13	19	0	1047.5
Oscar Piastri	2022-	46	2	0	3	0	389
Jack Brabham	1955-70	126	14	13	10	3	253
Alan Jones	1975-86	116	12	6	13	1	199
Tim Schenken	1970-74	33	0 (3 <sup>rd</sup> )	0	0	0	7
David Brabham	1990-94	24	0 (10 <sup>th</sup> )	0	0	0	0
Larry Perkins	1974-77	11	0 (8 <sup>th</sup> )	0	0	0	0
Dave Walker	1971-72	11	0 (9 <sup>th</sup> )	0	0	0	0
Vern Schuppan	1972-77	9	0 (7 <sup>th</sup> )	0	0	0	0
Frank Gardner	1964-68	8	0 (8 <sup>th</sup> )	0	0	0	0
Tony Gaze	1952	4	0 (15 <sup>th</sup> )	0	0	0	0
Paul Hawkins	1965	3	0 (9 <sup>th</sup> )	0	0	0	0
Warwick Brown	1976	1	0 (14 <sup>th</sup> )	0	0	0	0
Jack Doohan	2024-	1	0 (15 <sup>th</sup> )	0	0	0	0

\* *Figure in brackets represents that driver's best race finish*

## **Useful Contacts**

Emergency Services	000
Non-Emergency Police	131 444
Public Transport Info	131 638

### **AIRLINES**

Qantas:	13 13 13
British Airways:	1300 767 177
Emirates:	1300 303 777
Jetstar:	13 15 38
Malaysia Airlines:	13 26 27
Singapore Airlines:	13 10 11

### **TRANSPORT**

Taxi – Yellow Cabs:	13 22 27
Taxi – Silver Top:	13 10 08
Skybus Airport Shuttle:	03 9335 2811

### **RENTAL CAR**

Avis:	13 63 33
Budget:	13 27 27
Hertz:	1300 132 607
Thrifty:	1300 367 227

## **Green Prix – Environmental Sustainability**

For the last three years, the Australian Grand Prix Corporation (AGPC) has been actively working to understand and reduce the emissions of the Formula 1® Australian Grand Prix.

The initiatives implemented in 2025 and previous years incorporate important areas such as waste reduction, energy initiatives, and education and awareness. These efforts are part of AGPC's commitment to the land we work and race on.

### **2024 Results**

- 15,927 plates and bowls washed and reused through the Green My Plate circular system
- 740kg of coffee grinds collected by Reground and distributed to local gardens
- 61,301 litres of water refilled, saving approximately 122,602 single-use water bottles
- 11 tonnes of food collected by OzHarvest and distributed to people in need, the equivalent of 22,000 meals

### **2025 Environmental Sustainability Initiatives**

#### **EDUCATION & AWARENESS**

- Sustainability Engagement Activation: Located in the Innovation Oval and repurposing an old shipping container, the Sustainability Engagement Activation is designed to educate patrons through key messaging on the emission reducing energy initiatives that have been implemented at the event.

#### **WASTE REDUCTION & CIRCULAR ECONOMY INITIATIVES**

- Green My Plate: Closed-loop catering ware providers Green My Plate have been a fixture at the Albert Park Grand Prix Circuit for a number of years, and will return in 2025 with food offerings in Pit Stop Park served on reusable plates and bowls.
- Reground: Social enterprise Reground offer circular solutions through innovative waste collection and minimisation projects, primarily through the collection of coffee grinds which are then used as soil neutralisers in local parks and gardens. In 2025, Reground will increase their presence at our event with waste educators positioned at recycling hubs throughout all general admission areas, assisting patrons in putting waste and recycling in the correct bins. Reground's consultancy team will be conducting material packaging audits and engaging with food vendors to inform future packaging policies.
- Oz Harvest: Food donation charity Oz Harvest will once again partner with AGPC to collect and distribute food from catering stakeholders, diverting this food from landfill and distributing to those in need.
- Container Deposit Scheme: Collection points for Victoria's Container Deposit Scheme will be located throughout the circuit, helping divert cans and bottles from landfill with materials recycled into new products.
- Wallop Water Refill Stations: Chilled Wallop Water Refill Stations will be located throughout the circuit, providing fans with free water to refill reusable bottles.

### PRECINCTS

**PISTON PARK**

- Innovation Hub
- ALBERT PARK Motor Fest
- Family Zone

**LAKE SIDE**

- Crown Lakeside Festival
- Fan Podium
- Atrium Lakeside Rooftop
- Event Supporter Activations

**MELBOURNE JUNCTION**

- Melbourne Walk
- Merchandise Superstore
- Activia presented by
- Merchandise Superstore
- Event Supporter Activations

**STRAIGHT**

- MSS Security Superstore
- Podium and Podium
- Porsche Carrera Cup Podium
- Merchandise Superstore
- Insurance
- Celebrating 75 Years of F1
- Event Supporter Activations

### TRANSPORT

- Public Transport
- Walking
- Stroller
- Wheelchair
- Tricycle
- Pushchair
- Pram

### THE CIRCUIT

- City Side
- Track Sides
- Trackside
- Trackside
- Trackside
- Trackside
- Trackside

### ATTRACTIONS

- Attractions
- Attractions
- Attractions
- Attractions
- Attractions
- Attractions
- Attractions

### AMENITIES & SERVICES

- Restrooms
- First Aid
- Lost & Found
- Lost & Found
- Lost & Found
- Lost & Found
- Lost & Found

### PREMIUM EXPERIENCES

- Premium Experiences
- Premium Experiences
- Premium Experiences
- Premium Experiences
- Premium Experiences
- Premium Experiences
- Premium Experiences

**EXPECT NOTHING LESS**

# PHOTOGRAPHER'S MAP 2025



**SUMMARY OF TRACK BUS**

**ACCREDITED PHOTOGRAPHERS' BUS SCHEDULE (DELIVER / COLLECT FROM TRACK)**

DAY	SESSION	0830, 0935
FRI	FORMULA 3 PRACTICE	0935, 1045
	FORMULA 2 PRACTICE	1220, 1335
	FORMULA 1 PRACTICE 1	1335, 1430
	FORMULA 3 QUALIFYING	1530, 1705
	FORMULA 2 QUALIFYING	1705, 1800
SAT	FORMULA 3 SPRINT RACE	1015, 1200
	FORMULA 1 PRACTICE 3	1200, 1335
	FORMULA 2 SPRINT RACE	1355, 1505
	FORMULA 1 QUALIFYING	1530, 1700
	FORMULA 3 FEATURE RACE	0825, 0950
SUN	FORMULA 2 FEATURE RACE	1100, 1240
	FORMULA 1 GRAND PRIX	1325, 1350



- TRANSPORT**
  - Bus
  - Tram
  - Tram Stop
  - Tram Line
  - Tram Stop
  - Tram Stop
  - Tram Stop
  - Tram Stop
  - Tram Stop
  - Tram Stop
- THE CIRCUIT**
  - Track
  - Track
  - Track
  - Track
  - Track
  - Track
  - Track
  - Track
  - Track
  - Track
- ATTRACTIONS**
  - Attraction
  - Attraction
  - Attraction
  - Attraction
  - Attraction
  - Attraction
  - Attraction
  - Attraction
  - Attraction
  - Attraction
- AMENITIES & SERVICES**
  - Service
  - Service
  - Service
  - Service
  - Service
  - Service
  - Service
  - Service
  - Service
  - Service
- PREMIUM EXPERIENCES**
  - Experience
  - Experience
  - Experience
  - Experience
  - Experience
  - Experience
  - Experience
  - Experience
  - Experience
  - Experience

★ Photo Window 
 ▲ Photo Tower 
 ✕ Shuttle Bus Pick up/Drop off point