



FORMULA 1 • GULF AIR

BAHRAIN GRAND PRIX

2025



BAHRAIN INTERNATIONAL CIRCUIT | 11 - 13 APRIL | OFFICIAL MEDIA KIT

TABLE OF CONTENTS

PART 1	GENERAL INFORMATION	
	<i>Foreword by Shaikh Salman bin Isa Al Khalifa, BIC Chief Executive</i>	4
	<i>Weekend Timetable</i>	5-8
	<i>Circuit Map</i>	9
	<i>Bahrain International Circuit – Specifications</i>	10
	<i>Bahrain International Circuit – Additional Information</i>	11-12
	<i>Bahrain International Circuit – A-Z</i>	13-15
PART 2	MEDIA SERVICES	
	<i>Responsibilities: Organisation & Racetrack</i>	16-17
	<i>Responsibilities: FIA & Accreditation, Media Centre</i>	18-20
	<i>Press Conferences</i>	21
PART 3	2025 FIA FORMULA 1 WORLD CHAMPIONSHIP™	
	<i>Calendar</i>	22
	<i>Driver Entry List</i>	23
	<i>Drivers at a Glance</i>	24
	<i>Teams at a Glance</i>	25
	<i>Circuit Characteristics & 2025/2024 grand prix results:</i>	
	<i>Australian Grand Prix</i>	26-27
	<i>Chinese Grand Prix</i>	28-29
	<i>Japanese Grand Prix</i>	30-31
	<i>Bahrain Grand Prix</i>	32-33
	<i>Saudi Arabian Grand Prix</i>	34-35
	<i>Miami Grand Prix</i>	36-37
	<i>Emilia Romagna Grand Prix</i>	38-39
	<i>Monaco Grand Prix</i>	40-41
	<i>Spanish Grand Prix</i>	42-43
	<i>Canadian Grand Prix</i>	44-45
	<i>Austrian Grand Prix</i>	46-47
	<i>British Grand Prix</i>	48-49
	<i>Belgian Grand Prix</i>	50-51
	<i>Hungarian Grand Prix</i>	52-53
	<i>Dutch Grand Prix</i>	54-55
	<i>Italian Grand Prix</i>	56-57
	<i>Azerbaijan Grand Prix</i>	58-59
	<i>Singapore Grand Prix</i>	60-61
	<i>United States Grand Prix</i>	62-63
	<i>Mexican Grand Prix</i>	64-65
	<i>Brazilian Grand Prix</i>	66-67
	<i>Las Vegas Grand Prix</i>	68-69
	<i>Qatar Grand Prix</i>	70-71
	<i>Abu Dhabi Grand Prix</i>	72-73

TABLE OF CONTENTS CONT...

PART 4	TEAMS & DRIVERS	
	<i>McLaren F1 Team</i>	74
	<i>Scuderia Ferrari</i>	75
	<i>Oracle Red Bull Racing</i>	76
	<i>Mercedes-AMG Petronas F1 Team</i>	77
	<i>Aston Martin Aramco F1 Team</i>	78
	<i>BWT Alpine F1 Team</i>	79
	<i>MoneyGram Haas F1 Team</i>	80
	<i>Visa Cash App Racing Bulls F1 Team</i>	81
	<i>Atlassian Williams Racing</i>	82
	<i>Stake F1 Team Kick Sauber</i>	83
PART 5	STATISTICAL DATA	
	<i>2024 Pole Position/ Winner/ Fastest Lap</i>	84
	<i>2024 Race Results</i>	
	• <i>2024 Constructors' Championship Standings</i>	85
	• <i>2024 Drivers' Championship Standings</i>	86
	<i>Bahrain GP History Statistics – Previous Winners</i>	87
	<i>2024 Bahrain GP Results</i>	88
PART 6	HISTORY BOOK: FIGURES/ FACTS/ STATISTICS	
	<i>Driver World Champions 2024-1950</i>	89-90
	<i>Constructor World Champions 2024-1958</i>	91-92
	<i>Driver Records: The Most</i>	93
	<i>Team Records: The Most</i>	94
PART 7	RULES & REGULATIONS	
	<i>New Rules in 2025</i>	95
PART 8	SUPPORT RACES	
	<i>8.1 FIA Formula 2 Championship</i>	96-102
	<i>8.2 FIA Formula 3 Championship</i>	103-108
	<i>8.3 Porsche Carrera Cup Middle East</i>	109-112

FOREWORD

On behalf of all the team at Bahrain International Circuit, I take this opportunity to offer you a warm welcome to 'The Home of Motorsport in the Middle East', for the 2025 Formula 1 Gulf Air Bahrain Grand Prix.

This weekend is set to be another fantastic occasion, with incredible racing on the track in Formula 1, Formula 2, Formula 3, and our very own, Bahrain-based, Porsche Carrera Cup Middle East.

We also have a spectacular programme of world-class entertainment off-track, with something for the whole family to enjoy, including concerts featuring R3HAB, Peggy Gou, and Axwell, along with the world-renowned Circus Cortex, a Kids Race Fest for youngsters, carnival rides, roaming entertainers, and so much more. Our F1 weekend truly is a spectacle to be enjoyed, living up to our slogan this year of "The Desert Never Sleeps".

Having celebrated our landmark 20th anniversary in F1 last year, it is with great pride that we enter into our third decade in motor racing's top flight, and all signs point towards an even brighter future. Fan attendance for the weekend continues to grow and we are expecting to surpass the record numbers from 2024 – a remarkable achievement that is a testament to the popularity of our event on the F1 world championship calendar.

This year, we also join in the celebrations of F1's 75th anniversary, as well as the 75th anniversary of our national carrier and grand prix title sponsor Gulf Air. We congratulate them both on these remarkable milestones and are proud to have played our part in both the history of this great sport and supporting the development of Gulf Air over the last two decades.

Looking ahead to this weekend's events, I would like to extend a huge thanks to all of the team at BIC for their dedication and efforts in putting on an event of this magnitude. Much gratitude and appreciation also go to the Bahrain Motor Federation and all those under its umbrella, including the Motorsport Marshals Club, for continuously working hand in hand with our team at the circuit.

I wish great success to all those competing at BIC this weekend, and may our fans have a memorable time that they can fondly look back to for years to come.

May you all enjoy the 2025 F1 Gulf Air Bahrain Grand Prix at BIC!

**SHAIKH SALMAN BIN ISA AL KHALIFA
CHIEF EXECUTIVE
BAHRAIN INTERNATIONAL CIRCUIT**

TIMETABLE – FORMULA 1® GULF AIR BAHRAIN GRAND PRIX 2025

THURSDAY, 10 APRIL, 2025

05:19		SUNRISE	
09:30		TEAM CURFEW ENDS (STARTED TUESDAY 20:30)	
11:00	14:30	FORMULA 1	TRACK OPEN TO F1 PASS HOLDERS
11:20	11:40	FIA FORMULA 3	DRIVERS' GROUP PHOTOGRAPH
11:40	12:00	FIA FORMULA 2	DRIVERS' GROUP PHOTOGRAPH
14:30	15:00	PROMOTER ACTIVITY	ONLINE MEETING – SECURITY BRIEFING
15:00	18:00	FIA	TRACK CLOSED, FIA/F1 SYSTEMS CHECKS. TRACK ACCESS RESTRICTED TO FIA/F1 ONLY
15:30	16:30	FORMULA 1	PRESS CONFERENCE ROOM – DRIVERS' PRESS CONFERENCE
16:15	16:45	FIA FORMULA 2	F2 SYSTEMS CHECKS
16:45	17:00	FIA	TRACK INSPECTION, TRACK COMPLETELY CLEAR
17:00	17:30	FIA FORMULA 2	PRESS CONFERENCE ROOM – TEAM MANAGERS' & DRIVERS' MEETING
17:00	18:00	FIA	HIGH SPEED TRACK TEST – FIA SAFETY & MEDICAL CARS
17:30	18:00	FIA FORMULA 3	PRESS CONFERENCE ROOM – TEAM MANAGERS' & DRIVERS' MEETING
17:59		SUNSET	
18:10		TRACK OPEN TO F1 PASS HOLDERS	
18:10	18:55	F1 EXPERIENCES	PIT LANE – F1 EXPERIENCES PIT LANE WALK
18:10	18:55	F1 EXPERIENCES	TRACK – F1 EXPERIENCES TRACK TOUR & TROPHY PHOTO
19:00	20:30	PROMOTER ACTIVITY	PIT LANE – 3-DAY TICKET HOLDERS' PIT LANE WALK
20:30		TEAM CURFEW STARTS	

* These times refer to the start of the formation lap ¹ Fixed End Session ² Approximate Finishing time
PLEASE NOTE THAT THIS TIMETABLE IS SUBJECT TO AMENDMENTS
FORMULA 1 GULF AIR BAHRAIN GRAND PRIX 2025 – TIMETABLE Version 3 issued

TIMETABLE – FORMULA 1® GULF AIR BAHRAIN GRAND PRIX 2025

FRIDAY, 11 APRIL, 2025

05:18		SUNRISE	
08:30	08:40	FIA	TRACK – MEDICAL INSPECTION
08:40	08:55	FIA	TRACK – TRACK INSPECTION & SAFETY CAR TEST
08:55	09:10	FIA	TRACK – MEDICAL INTERVENTION EXERCISE
09:10	09:25	FIA	TRACK – F2/F3 STEWARDS' FAMILIARISATION
09:45	10:30	PORSCHE CARRERA CUP ME	FIRST PRACTICE SESSION
10:30		TEAM CURFEW ENDS	
10:55	11:40	FIA FORMULA 3	PRACTICE SESSION
11:30	12:30	FORMULA 1	PRESS CONFERENCE ROOM – TEAM MANAGERS' MEETING
12:05	12:50	FIA FORMULA 2	PRACTICE SESSION
13:00	14:00	PADDOCK CLUB	PADDOCK CLUB PIT LANE WALK
13:00	14:00	PADDOCK CLUB	PADDOCK CLUB TRACK TOUR
13:00	14:00	FIA	F1 CAR PRESENTATION
14:05	14:20	FIA	TRACK INSPECTION & F1 STEWARDS' FAMILIARISATION
14:30	15:30	FORMULA 1	FIRST PRACTICE SESSION
16:00	16:30	FIA FORMULA 3	QUALIFYING SESSION
16:30	17:30	FORMULA 1	PRESS CONFERENCE ROOM – TEAMS' PRESS CONFERENCE
16:55	17:25	FIA FORMULA 2	QUALIFYING SESSION
17:30	18:00	FIA FORMULA 3	PRESS CONFERENCE ROOM – PRESS CONFERENCE
17:40	17:50	FIA	TRACK INSPECTION
17:59		SUNSET	
18:00	19:00	FORMULA 1	SECOND PRACTICE SESSION
19:05	19:35	FIA FORMULA 2	PRESS CONFERENCE ROOM – PRESS CONFERENCE
19:30	20:15	PORSCHE CARRERA CUP ME	SECOND PRACTICE SESSION
20:25	21:25	PADDOCK CLUB	PADDOCK CLUB TRACK TOUR
20:25	21:25	PADDOCK CLUB	PADDOCK CLUB PIT LANE WALK
20:30	21:30	FIA	PRESS CONFERENCE ROOM – F1 DRIVERS' MEETING
20:35		TRACK OPEN TO F1 PASS HOLDERS	
23:00		TEAM CURFEW STARTS	

* These times refer to the start of the formation lap ¹ Fixed End Session ²Approximate Finishing time
PLEASE NOTE THAT THIS TIMETABLE IS SUBJECT TO AMENDMENTS
FORMULA 1 GULF AIR BAHRAIN GRAND PRIX 2025 – TIMETABLE Version 3 issued

TIMETABLE – FORMULA 1® GULF AIR BAHRAIN GRAND PRIX 2025

SATURDAY, 12 APRIL, 2025

05:17	SUNRISE		
11:20	11:30	FIA	MEDICAL INSPECTION
11:30	11:45	FIA	TRACK INSPECTION & SAFETY CAR TEST
12:05	12:35	PORSCHE CARRERA CUP ME	QUALIFYING SESSION
12:30	TEAM CURFEW ENDS		
13:00	13:05	FIA FORMULA 3	PIT LANE OPEN
13:15	14:00	FIA FORMULA 3	SPRINT RACE (19 LAPS OR 40 MINS + 1 LAP)
14:15	14:45	FORMULA 1	TEAM PIT STOP PRACTICE
14:15	15:00	PADDOCK CLUB	PADDOCK CLUB PIT LANE WALK
14:15	15:00	PADDOCK CLUB	PADDOCK CLUB TRACK TOUR
14:20	14:50	FIA FORMULA 3	PRESS CONFERENCE ROOM – PRESS CONFERENCE
15:10	15:20	FIA	TRACK INSPECTION
15:30	16:30	FORMULA 1	THIRD PRACTICE SESSION
17:00	17:05	FIA FORMULA 2	PIT LANE OPEN
17:15	18:05	FIA FORMULA 2	SPRINT RACE (23 LAPS OR 45 MINS +1 LAP)
17:59	SUNSET		
18:10	18:40	PADDOCK CLUB	PADDOCK CLUB TRACK TOUR
18:25	18:55	FIA FORMULA 2	PRESS CONFERENCE ROOM – PRESS CONFERENCE
18:40	18:50	FIA	TRACK INSPECTION
19:00	20:00	FORMULA 1	QUALIFYING SESSION
20:00	21:00	FORMULA 1	PRESS CONFERENCE ROOM – PRESS CONFERENCE
20:45	21:15	PORSCHE CARRERA CUP ME	FIRST RACE (11 LAPS OR 25 MINS)
21:20	22:20	F1 EXPERIENCES	F1 EXPERIENCES CHAMPIONS CLUB GRID WALK & TROPHY PHOTO
21:20	22:20	PADDOCK CLUB	PADDOCK CLUB PIT LANE WALK
21:20	22:20	PADDOCK CLUB	PADDOCK CLUB TRACK TOUR
21:35	TRACK OPEN TO F1 PASS HOLDERS		

* These times refer to the start of the formation lap ¹ Fixed End Session ²Approximate Finishing time
PLEASE NOTE THAT THIS TIMETABLE IS SUBJECT TO AMENDMENTS
FORMULA 1 GULF AIR BAHRAIN GRAND PRIX 2025 – TIMETABLE Version 3 issued

TIMETABLE – FORMULA 1® GULF AIR BAHRAIN GRAND PRIX 2025

SUNDAY, 13 MARCH, 2025

05:16	SUNRISE	
11:00	11:10	FIA MEDICAL INSPECTION
11:10	11:25	FIA TRACK INSPECTION & SAFETY CAR TEST
11:45	12:15	PORSCHE CARRERA CUP ME SECOND RACE (11 LAPS OR 25 MINS)
12:40	12:45	FIA FORMULA 3 PIT LANE OPEN
12:55	13:45	FIA FORMULA 3 FEATURE RACE (22 LAPS OR 45 MINS + 1 LAP)
13:00		F1 CAR COVER SEALS REMOVED
14:10	14:15	FIA FORMULA 2 PIT LANE OPEN
14:25	15:30	FIA FORMULA 2 FEATURE RACE (32 LAPS OR 60 MINS + 1 LAP)
15:40	15:55	PROMOTER ACTIVITY TRACK – RACE AGAINST DEMENTIA SIR JACKIE STEWART LAP – HIGH SPEED
15:40	16:40	PADDOCK CLUB PADDOCK CLUB PIT LANE WALK
15:55	16:40	PADDOCK CLUB GLOBAL PARTNER TRACK TOUR
16:00	16:30	FORMULA 1 DRIVERS' PARADE
16:30	17:00	FIA FORMULA 2 PRESS CONFERENCE ROOM – PRESS CONFERENCE
16:55	17:10	FIA TRACK & MEDICAL INSPECTION
17:20	17:30	FORMULA 1 PIT LANE OPEN
17:44	17:46	FORMULA 1 NATIONAL ANTHEM
17:47	17:48	PROMOTER ACTIVITY AIR DISPLAY – FLY PAST
18:00		SUNSET
18:00	20:00	FORMULA 1 GRAND PRIX (57 LAPS OR 120 MINS)

* These times refer to the start of the formation lap ¹ Fixed End Session ² Approximate Finishing time
PLEASE NOTE THAT THIS TIMETABLE IS SUBJECT TO AMENDMENTS
FORMULA 1 GULF AIR BAHRAIN GRAND PRIX 2025 – TIMETABLE Version 3 issued

BAHRAIN GRAND PRIX
 2025

1. GENERAL INFORMATION

BAHRAIN INTERNATIONAL CIRCUIT MAP

BAHRAIN INTERNATIONAL CIRCUIT MAP

LEGEND

PARKING	MAIN GATE	FOOD & BEVERAGE	MOSQUE
TOILETS	ATM	FIRST AID	SHUTTLE
TUNNEL	TV SCREEN	TAXI	ENTRANCE / EXIT

THE DESERT
Never Sleeps

Scan here for information booklet

دائرة البحرين الدولية
 Bahrain International Circuit

BAHRAIN GRAND PRIX

2025

1. GENERAL INFORMATION

BAHRAIN INTERNATIONAL CIRCUIT - SPECIFICATIONS

Five different individual tracks and one drag strip:

- 2.554km Inner track with a width varying between 14m-15m (8 turns)
- 3.664km Outer track with a width varying between 14m-17m (10 turns)
- 5.412km Grand Prix track with a width varying between 14m-22m width
- 6.4km Full Circuit with a width varying between 14m-22m
- 3.7km Paddock Circuit (9 turns) 14-22m width
- 1.2km Drag strip with a width of 18.5m (a part of the National Hot Rod Association Worldwide Network)

Specifications of the Grand Prix track:

- Maximum uphill slope: 3.60%
- Maximum downhill slope: 5.60%
- Height between the lowest and highest points on the circuit: 0 to 18m
- 15 turns (9 right and 6 left)
- Fastest race lap time in current engine era: 1min 33.996secs
- Length of start/finish straight 1,090 m
- Four straights:
 - Pit straight: 1,090m
 - Straight 2: 555m
 - Straight 3: 680m
 - Straight 4: 750m
- An eight-storey VIP tower (Sakhir Tower) with Roof terrace, VIP suites, Restaurant and Administration Offices, wrap-around lighting
- A total seating capacity for 36,000 spectators
- Main Grandstand for 10,500 spectators and first-class hospitality suites
- 47 VIP Hospitality Suites in the Main and Beyond Grandstands
- State-of-the-art Pit and Paddock complex for 11 Grand Prix teams, their cars, equipment and support staff
- Oasis Complex that includes 3,000-seat Beyond Grandstand and a second pit building for support race and vehicle testing technical support
- Race Control Tower with the latest technology including a nerve center with 41 remote controlled security cameras with zoom capability to enable Race Officials to monitor every aspect of the race track from a central point
- A complete technical resource centre dedicated to Formula One scrutineering and regulation control
- Dedicated buildings for 18 international racing teams
- Administration and hospitality buildings
- Medical Centre constructed and equipped to stringent FIA Medical Commission and International racing standards
- Television Broadcast Centre for International and Regional broadcasters
- Media Centre for 500 journalists and photographers with 260 television sets
- Under-the-track pedestrian and vehicle tunnels

BAHRAIN GRAND PRIX 2025

1. GENERAL INFORMATION

BAHRAIN INTERNATIONAL CIRCUIT – ADDITIONAL INFORMATION

- Vending area for merchandising
- Dual carriageway road access from Manama to circuit
- Parking facilities for more than 14,000 cars following construction of new parking lots

Personnel

- 1,066 Race track Marshals
- 750 TV technicians and commentators
- 700 Cleaners, electricians and technicians
- 97 Medical staff, 25 of which are doctors
- 160 BIC Administration
- 700 Catering and Merchandising staff
- 800 Security staff
- 1,000 Policemen

Construction details

- Workforce: 3,000+ at peak time
- Total man-hours worked: 8,265,000hrs
- Total Sub base for track: 272,648m
- Total Asphalt base course: 60,000MT
- Total Asphalt binding course: 30,000MT
- Total Asphalt wearing course: 30,000MT
- Total run-off area: 140,000m²
- Total grass carpet: 5,000m²
- Total Quantity of Concrete used: 70,000m³
- Total Steel: 8,500MT
- Total rock excavation: 968,459m³
- Total filling: 500,000m³
- Total length of tyre barriers: 4,100m
- Total number of tyres: 82,000
- Total guardrail: 12,000m
- Total FIA safety fencing: 5,000m

State-of-the-Art Lighting System on Track:

- 495 light poles erected along the track
- Each pole 10m to 45m in height
- 5,000 luminaries
- 500km of cabling
- Provides lighting necessary for HDTV broadcasting

BAHRAIN GRAND PRIX 2025

1. GENERAL INFORMATION

BAHRAIN INTERNATIONAL CIRCUIT – ADDITIONAL INFORMATION CONT

BIC Tower Lighting

- Concept designed by international lighting designers Woodroffe Bassett Design
- Lighting comprises bands of high-resolution LED panels
- The panels have been fitted to the front of the handrails and sun louvres on the top seven levels of the tower
- A complimentary lighting system has been fitted to the sail canopy that tops the tower and the sun shade on the ground floor
- This lighting system matches the colour and tempo to the video on the screens
- The concept that plays on the tower façade is a mixture of Bahraini cultural elements, abstract patterns, and effects and information which reacts to events over the race weekend

New facilities at BIC added for F1 Gulf Air Bahrain Grand Prix 2025:

- Additional parking spaces for the public with three new lots (10, 15, and 16), in addition to allocating additional spaces at Exhibition World Bahrain for the event's support workforce.
 - A new design for car stickers, including a QR code, to help fans easily locate their parking spaces.
 - Public entrances have been enhanced by adding new electronic gates to expedite and facilitate the entry process.
 - Three temporary pedestrian bridges have been built to ensure the safe movement of fans from the parking lots to the gates.
 - New taxi stations have been established in various parking areas of Bahrain International Circuit to facilitate the transportation of fans using taxis.
-

BAHRAIN GRAND PRIX 2025

1. GENERAL INFORMATION

BAHRAIN INTERNATIONAL CIRCUIT – A – Z

Anniversary – After Bahrain International Circuit and the Kingdom of Bahrain celebrated their landmark 20th anniversary in Formula 1 last year, two other major occasions are being commemorated in 2025: the 75th anniversary of both the FIA Formula 1 World Championship and the 75th anniversary of Bahrain national carrier Gulf Air.

Bahraini Village - A first-of-its-kind Bahraini Village experience has been set up at the Formula 1 Gulf Air Bahrain Grand Prix. This off-track attraction showcases the Kingdom of Bahrain's rich culture and heritage. It is located near Bahrain International Karting Circuit (BIKC) and it is open throughout F1 weekend from 9am to 10pm. All those visiting the site will be able to enjoy various traditional activities such as dhow making, henna artistry, mat making, basket weaving, oyster net making, pottery making, and so much more. Food vendors will also be offering the very best of Bahraini cuisine.

The Champions Club – The Champions Club is one of two hospitality offerings introduced in 2023 by Bahrain International Circuit, in partnership with F1 Experiences, for the Formula 1 Gulf Air Bahrain Grand Prix. The Champions Club has been designed for F1 fans who want a mix of top-level hospitality and behind-the-scenes access and insight for the duration of the race weekend. The other hospitality package is The Dome by F1 Experiences.

Drag Racing – BIC is a hub for drag racing in the Middle East. The circuit hosts the leading drag racing championship in the region, which attracts more than 200 competitors from across the Gulf, Canada and the United States for each round. BIC boasts a world-class quarter-mile drag strip that is a member of the U.S.-based National Hot Rod Association's (NHRA) Worldwide Network. Under the NHRA banner, BIC is able to award the yearly champions in the Bahrain Drag Racing Championship a prestigious Wally trophy, which is given only to title winners of NHRA-sanctioned events across the globe.

Excellence – In 2007, BIC became the first active Formula 1™ venue to be recognised as a Centre of Excellence by the FIA Institute for its commitment to setting new standards in motorsport safety and its dedication to translate lessons learned from the sport into saving lives on the highway.

Further Off-Track Events – BIC is a favourite venue for hosting a range of off-track events. Some of the major non-racing occasions held at the circuit have included the Bahrain International Air Show, the Bahrain International Motor Show, Bahrain Comic-Con, the Ironman 70.3 Middle East Championship, and the Bahrain Darts Masters, which is a part of the PDC World Series of Darts.

Grandstands – All of Bahrain International Circuit's grandstands, including the Main Grandstand, Turn 1 Grandstand, Beyon Grandstand, University Grandstand and Victory Grandstand have completely sold out for the Formula 1 Gulf Air Bahrain Grand Prix 2025.

History – On the 14th September 2002, the Kingdom of Bahrain signed a long-term agreement with Formula 1™ Management Ltd to host a round of the FIA Formula 1™ World Championship, starting from 2004.

1. GENERAL INFORMATION

BAHRAIN INTERNATIONAL CIRCUIT - A - Z

Innovation – The Formula 1 Gulf Air Bahrain Grand Prix 2023 won the Event Innovation Award at the F1 Promoter Awards in London in the first week of February. The awards ceremony recognises key achievements of F1 venues across the world, with Bahrain picking up the award for a number of industry-leading innovations. The judges recognised several key innovations at BIC, including the circuit's industry-leading solar production facility, its innovative energy saving measures, innovative technology in race control and digitisation. BIC Chairman Aref Rahimi collected the award.

Journalists – The BIC Media Centre can host up to 500 journalists from around the world, offering a state-of-the-art, modern communications infrastructure. ISDN, ADSL and direct lines as well as data uplinks are available in the Media Centre.

Karting – BIC boasts a state-of-the-art grassroots motorsport facility in Bahrain International Karting Circuit (BIKC). The track is designed to the highest international standards, and it is capable of hosting world championship-level events under the FIA Karting Commission. The circuit is 1.414 kilometers in distance and it features 14 turns. BIKC offers a wide array of experiences for the avid karter, including a Formula One-inspired Mini Grand Prix. It can hold night racing under FIA Karting standards, as the facility boasts a series of floodlights of 150 in all.

Lechner Racing – Lechner Racing is the organisation that runs the Porsche Carrera Cup Middle East (PCCME). It was founded and headed by Austrian motorsport legend, the late Walter Lechner. The PCCME has established itself as one of the most professional and successful championships in the Middle East. Drivers compete in identical Porsche 911 GT3 Cup (Type 992) cars. Lechner Racing are celebrating their 50th anniversary this year.

Marshals – Coordinated by the Bahrain Motor Federation, the event's sporting organiser, a total of 800 marshals work at BIC through the grand prix weekend. Amongst these are 38 sector and deputy marshals overseeing 8-10 marshals each, 25 working in the pit lane and 50 on the starting grid. There are 120 fire marshals, 150 track marshals and a team of 30 doctors and medics.

Non-alcoholic – Podium celebrations in Bahrain are characterised by the spraying of Waard as a substitute for the traditional champagne, in accordance with local custom. Waard is a blend of rose water, locally produced pomegranate juice and sparkling water that is blended locally, specifically for the grand prix weekend.

Oval-like – "Oval-like" is how Bahrain International Circuit's 3.543km Outer Track was described for the Formula 1 Rolex Sakhir Grand Prix 2020, held in December of 2020. The layout was used for the very first time for a competitive race at the event and it featured ultra-quick lap times that went below 54 seconds in Qualifying.

Pit Walk – All F1 Gulf Air Bahrain Grand Prix ticket-holders are treated to an exciting F1 Pit Lane Walk on the Thursday of race weekend. This gives them an up-close-and-personal look at the teams hard at work ahead of the start of racing.

Quality – Bahrain International Circuit prides itself in the quality of off-track entertainment it offers fans each year at the F1 Gulf Air Bahrain Grand Prix. This year's attractions are headlined by a series of live performances from multi-platinum DJ and producer R3HAB (April 11), international dance music superstar Peggy Gou (April 12), and Grammy-nominated artist, DJ, and producer Axwell (April 13), who will be putting on a spectacular post-race celebration off the track.

BAHRAIN GRAND PRIX 2025

1. GENERAL INFORMATION

BAHRAIN INTERNATIONAL CIRCUIT - A - Z

Run-off Area – Providing eight metres on both sides of the track on the straights and up to 10 metres on the outside of corners, the run-off areas feature different designs of Arabic artwork and script, designed as a themed journey both to enhance the presentation for viewers and to provide the drivers with optimum safety.

Support Series – The FIA Formula 2 Championship and the FIA Formula 3 Championship are back again for the 2024 race weekend, along with the BIC-based Porsche Carrera Cup Middle East.

Track Hire – BIC serves as a unique setting for corporate and social functions. Open for hire, companies are able to access the BIC to stage business conferences and exhibitions, film a TV commercial, or rent time on the circuit for private racing events.

Unlimited fun – Unlimited F1-themed fun awaits fans at F1 Fanzone. This is where race-goers can get a small taste of the high-octane world of Formula 1. There will be all kinds of experiences to enjoy, including F1 sim racing, an F1 pit stop challenge, an F1 driver selfie, an F1 podium, an F1 show car, an F1 4D experience, a blast lane, a virtual pit tour, and a chance to take a photo next to the FIA F1 Championship Trophy.

Vending Area – Bahrain International Circuit’s vending area will be bustling with activity all throughout F1 weekend, with all the attractions off the track for the whole family. Race-goers will be able to enjoy the giant Ferris Wheel, kids’ shows and activities, roaming acts, motorsport-related activations, a Bahraini Village, a circus tent, plenty of food and beverage options, and so much more.

Welsh Granite – Over 1,200 tonnes of stone were used in the construction of BIC—a third of it being Welsh granite, which is recognised for its adhesive characteristics and being ideal for the track surface.

X - Some of the key accounts on x.com (formerly Twitter) to follow during the grand prix weekend are @F1, @F1Media, @BAH_Int_Circuit, @fia, @redbullracing, @MercedesAMGF1, @ScuderiaFerrari, @McLarenF1, @AstonMartinF1, @AlpineF1Team, @WilliamsRacing, @visacashapprb, @stakef1team_ks, @HaasF1Team, @Formula2, @Formula3, @CarreraCupME

Youth – BIC has been working with the Bahrain Motor Federation (BMF) in promoting motorsport to the youth in the Kingdom of Bahrain. BIC and BMF have hosted groups of BMF Juniors for weeks-long summer programmes and tours during special international events, in order to get them more interested in all aspects of the motorsport industry, which could one day contribute to their future involvement in this sector.

Zero – BIC has undertaken a number of initiatives in its aim to be more sustainable and reduce its impact on the planet. The circuit is committed to doing its part in helping the Kingdom of Bahrain and Formula 1 reach their goal of having net zero carbon emissions by 2030. In November of last year, BIC was awarded 3* Environmental Accreditation by the FIA, its highest level of recognition for environmental performance. The FIA Environmental Accreditation Programme is aimed at helping motorsport organisations measure and enhance their environmental performance. Split across three tiers, the top 3* accreditation is awarded to those that demonstrate best practice and commitment and seek continual improvement through the implementation of an environmental management system.

**BAHRAIN
GRAND PRIX**
2025

**2. MEDIA SERVICES
RESPONSIBILITIES**

ORGANISATION

Organising Body Bahrain Motor Federation, P.O. Box 54336 Manama,
Kingdom of Bahrain
Phone +973 1745 2000
Fax +973 1745 2020
Email info@bmf.com.bh

President Shaikh Abdulla bin Isa Al Khalifa

Vice-President Shaikh Salman bin Isa bin Ebrahim Al Khalifa

RACE TRACK

Operating Company Bahrain International Circuit P.O. Box 26381,
Manama, Kingdom of Bahrain
Phone +973 1745 0000
Fax +973 1745 1111
Email info@bic.co.bh

Clerk of the Course Fayez Ramzi

National Steward Mazen Alhili

Stewards Nish Shetty (Chairman of Stewards),
Derek Warwick, Loic Bacquellaine

2. MEDIA SERVICES

RESPONSIBILITIES CONT...

FIA

Race Director F1 & Safety Delegate	Rui Marques
Race Director F2	Simon Gnana-Pragasam
Deputy F2 Race Director	Paul Burns
Permanent Starter	Rebecca Lee
FIA Medical Delegate	Pedro Esteban
FIA Deputy Medical Delegate	James Kempema
Single-Seater Director	Nikolas Tombazis
FIA Technical Delegate	Jo Bauer
Communications and Public Affairs Director	Cameron Kelleher
FIA Media Delegate	Anton Terzian
FIA Safety Car Driver	Bernd Mayländer
FIA Medical Car Driver	Karl Reindler

2. MEDIA SERVICES

ACCREDITATION AND MEDIA CENTRE

FIA MEDIA CENTRE

National Press Officer	Sarah Al Hashimi
Assistant National Press Officer	Latifa Alshamsi
Head of Marketing & Communications	Laurence Jones
Media & Public Relations Manager	Jassim Al Bardooli
Accreditation Centre Coordinator	Ali Salah
Senior Executive	Zahra Nimah

ACCREDITATION CENTRE

Location	The Media Accreditation Centre is located inside Exhibition World Bahrain, a few hundred metres south west of BIC. Please note that access is not from BIC but from Gulf of Bahrain Avenue. Drive past Sakhir Service Station on your right, carry on straight beyond the turning to BIC and take the left turn as indicated on the road signage. Once off the main road, take the first left and follow the signs to parking. The Media Accreditation Centre will be at the main entrance of Gate 1.	
Opening hours	Wednesday, 9 Apr	10:00 – 17:00
	Thursday, 10 Apr	10:00 – 17:00
	Friday, 11 Apr	10:00 – 17:00
	Saturday, 12 Apr	11:00 – 18:00
	Sunday, 13 Apr (National Media Only)	11:00 – 15:00

BAHRAIN GRAND PRIX 2025

2. MEDIA SERVICES

FIA MEDIA CENTRE & PHOTOGRAPHERS AREA

FIA MEDIA CENTRE

Location The Media Centre is located directly in front of you when you come out of the tunnel that leads from the Media Parking inside the Paddock Area.

Opening Hours	Wednesday, 9 Apr	14:00 – 18:00
	Thursday, 10 Apr	10:00 – 21:00
	Friday, 11 Apr	10:00 – 23:00
	Saturday, 12 Apr	11:30 – 23:00
	Sunday, 13 Apr	11:00 until the last journalist/photographer leaves

JOURNALISTS & PHOTOGRAPHERS AREA

- 440 seats
- Direct lines data uplinks are available
- 220 lockers, registration required

2. MEDIA SERVICES

FIA MEDIA CENTRE & PHOTOGRAPHERS AREA CONT...

Television/Radio: 35 operational port-a-cabins available for the broadcasters at the International broadcast compound, 36 operational air-conditioned boxes are available to television and radio commentators below the Grandstand roof.

Media Shuttle: There is a limited media shuttle service as the International and National Media car parks are very close to the Media Centre and Paddock, which can be reached through a tunnel. This tunnel leads from the Media car park to the entrance of the Media Centre.

Photographer Shuttle Route: There will be 9 Media shuttles in total. Service is provided from the Media Centre entrance next to the Tunnel to important locations around the track. This service will also be provided during the support race. For further details, please check the official notice board in the photographers' area.

Operating Hours: Please refer to the schedule on the official notice board in the Media Centre.

Red Zones: There are no red zones at Bahrain International Circuit.

Photographers' Towers: There are two photographers' towers positioned at the circuit. The first one is located at the first corner. A shuttle service to turn number one will be offered from the grid during the warm-up lap (pick up on the service road in front of the main grandstand). The second one is located at the Pit Lane wall right in front of the podium.

BAHRAIN GRAND PRIX 2025

2. MEDIA SERVICES

PRESS CONFERENCES

THURSDAY, 15:30

Drivers' Press Conference – 1 hour on Thursday afternoon

FRIDAY, 16:30

Teams' Press Conference – 30 minutes on Friday afternoon

SATURDAY, 20:00

Post-Qualifying Press Conference – 20:00 – 21:00 followed by the TV Pen

SUNDAY, following the race

TV parc fermé interviews with top three finishing drivers, followed by the podium ceremony, the TV Pen, and then the Post-Race Press Conference

All TV Pen interviews and Press Conferences will be transmitted into the Media Centre and audio files will be made available shortly thereafter via the FIA Media Content Pool.

3. 2025 FIA FORMULA 1 WORLD CHAMPIONSHIP™
CALENDAR

14-16 Mar	LOUIS VUITTON AUSTRALIAN GRAND PRIX	Melbourne
21-23 Mar	HEINEKEN CHINESE GRAND PRIX	Shanghai
4-6 Apr	LENOVO JAPANESE GRAND PRIX	Suzuka
11-13 Apr	GULF AIR BAHRAIN GRAND PRIX	Sakhir
18-20 Apr	STC SAUDI ARABIAN GRAND PRIX	Jeddah
2-4 May	CRYPTO.COM MIAMI GRAND PRIX	Miami
16-18 May	AWS GRAN PREMIO DEL MADE IN ITALY E DELL'EMILIA-ROMAGNA	Imola
23-25 May	TAG HEUER GRAND PRIX DE MONACO	Monte Carlo
30 May-1 Jun	ARAMCO GRAN PREMIO DE ESPANA	Barcelona
13-15 Jun	PIRELLI GRAND PRIX DU CANADA	Montreal
27-29 Jun	MSC CRUISES AUSTRIAN GRAND PRIX	Spielberg
4-6 Jul	QATAR AIRWAYS BRITISH GRAND PRIX	Silverstone
25-27 Jul	MOET & CHANDON BELGIAN GRAND PRIX	Spa- Francorchamps
1-3 Aug	LENOVO HUNGARIAN GRAND PRIX	Budapest
29-31 Aug	HEINEKEN DUTCH GRAND PRIX	Zandvoort
5-7 Sep	PIRELLI GRAN PREMIO D'ITALIA	Monza
19-21 Sep	QATAR AIRWAYS AZERBAIJAN GRAND PRIX	Baku
3-5 Oct	SINGAPORE AIRLINES SINGAPORE GRAND PRIX	Marina Bay
17-19 Oct	MSC CRUISES UNITED STATES GRAND PRIX	Austin
24-26 Oct	GRAN PREMIO DE LA CIUDAD DE MEXICO	Mexico City
7-9 Nov	MSC CRUISES GRANDE PREMIO DE SAO PAULO	Sao Paulo
20-22 Nov	HEINEKEN LAS VEGAS GRAND PRIX	Las Vegas
28-30 Nov	QATAR AIRWAYS QATAR GRAND PRIX	Lusail
5-7 Dec	ETIHAD AIRWAYS ABU DHABI GRAND PRIX	Abu Dhabi

3. 2025 FIA FORMULA 1 WORLD CHAMPIONSHIP™

DRIVER ENTRY LIST

No.	Driver	Country	Team
4	Lando Norris	Great Britain	McLaren F1 Team
81	Oscar Piastri	Australia	McLaren F1 Team
16	Charles Leclerc	Monaco	Scuderia Ferrari HP
44	Lewis Hamilton	Great Britain	Scuderia Ferrari HP
1	Max Verstappen	Netherlands	Oracle Red Bull Racing
22	Yuki Tsunoda	Japan	Oracle Red Bull Racing
63	George Russell	Great Britain	Mercedes-AMG Petronas F1 Team
12	Andrea Kimi Antonelli	Italy	Mercedes-AMG Petronas F1 Team
14	Fernando Alonso	Spain	Aston Martin Aramco F1 Team
18	Lance Stroll	Canada	Aston Martin Aramco F1 Team
10	Pierre Gasly	France	BWT Alpine F1 Team
7	Jack Doohan	Australia	BWT Alpine F1 Team
31	Esteban Ocon	France	MoneyGram Haas F1 Team
87	Oliver Bearman	Great Britain	MoneyGram Haas F1 Team
30	Liam Lawson	New Zealand	Visa Cash App Racing Bulls F1 Team
6	Isack Hadjar	France	Visa Cash App Racing Bulls F1 Team
23	Alexander Albon	Thailand	Williams Racing
55	Carlos Sainz	Spain	Williams Racing
27	Nico Hulkenberg	Germany	Stake F1 Team Kick Sauber
5	Gabriel Bortoleto	Brazil	Stake F1 Team Kick Sauber

3. 2025 FIA FORMULA 1 WORLD CHAMPIONSHIP™
DRIVERS AT A GLANCE

Driver	Debut	GPs Entered	Poles	Podiums	Wins	Titles	Total Points
Lando Norris	2019	131	10	29	5	0	1069
Oscar Piastri	2023	49	1	12	3	0	438
Charles Leclerc	2018	150	26	43	8	0	1450
Lewis Hamilton	2007	359	104	202	105	7	4877.5
Max Verstappen	2015	212	41	114	64	4	3084.5
Yuki Tsunoda	2021	90	0	0	0	0	94
George Russell	2019	131	5	17	3	0	759
Andrea Kimi Antonelli	2025	3	0	0	0	0	22
Fernando Alonso	2001	407	22	106	32	2	2337
Lance Stroll	2017	169	1	3	0	0	302
Pierre Gasly	2017	156	0	5	1	0	436
Jack Doohan	2024	4	0	0	0	0	0
Esteban Ocon	2016	159	0	4	1	0	455
Oliver Bearman	2024	6	0	0	0	0	12
Liam Lawson	2023	14	0	0	0	0	6
Isack Hadjar	2025	3	0	0	0	0	4
Alexander Albon	2019	107	0	2	0	0	258
Carlos Sainz	2015	209	6	27	4	0	1273.5
Nico Hulkenberg	2010	230	1	0	0	0	577
Gabriel Bortoleto	2025	3	0	0	0	0	0

3. 2025 FIA FORMULA 1 WORLD CHAMPIONSHIP™

TEAMS AT A GLANCE

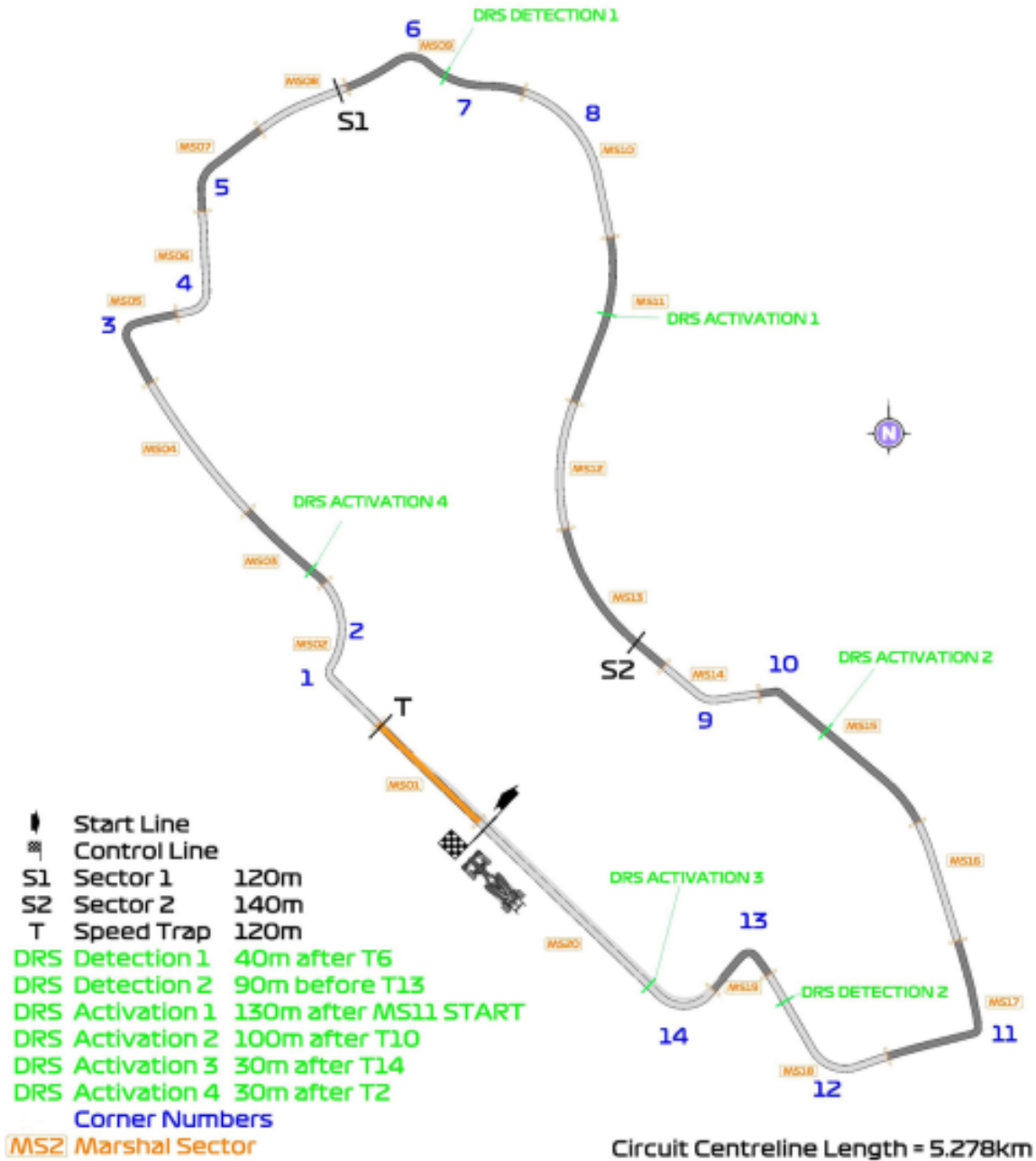
Team	F1 Titles	Debut	Wins	Poles	Fastest Laps
McLaren F1 Team	9	1966	191	166	174
Scuderia Ferrari HP	16	1950	249	253	263
Oracle Red Bull Racing	6	1997	123	104	99
Mercedes-AMG Petronas F1 Team	8	1970	120	133	101
Aston Martin Aramco F1 Team	0	2018	1	1	3
BWT Alpine F1 Team	2	1986	21	20	16
MoneyGram Haas F1 Team	0	2016	0	1	3
Visa Cash App Racing Bulls F1 Team	0	1985	2	1	4
Williams Racing	9	1978	114	128	133
Stake F1 Team Kick Sauber	0	1993	1	1	7

BAHRAIN GRAND PRIX
 2025

**3. 2025 FIA FORMULA 1 WORLD CHAMPIONSHIP™
 CIRCUIT CHARACTERISTICS**

**FORMULA 1 LOUIS VUITTON AUSTRALIAN GRAND PRIX 2025
 MELBOURNE**

Date	14-16 Mar	Race distance	306.124 km
Circuit length	5.278 km	Number of laps	58



Albert Park was previously the traditional venue of the opening race of the F1 season, having held this distinction each year since the event moved to Melbourne in 1996, except in 2006, 2010, and the last four years when the season-opener took place in Bahrain. This year, the track is back as host of round number one. It offers a combination of long straights, sweeping curves, and tight chicanes that make it a welcome challenge for the drivers.

FORMULA 1 LOUIS VUITTON AUSTRALIAN GRAND PRIX 2025

RESULTS

Pos	Driver	Team	Time / Retired	Grid
1	Lando Norris	McLaren Mercedes	1:42:06.304	1
2	Max Verstappen	Red Bull Racing Honda RBPT	+0.895s	3
3	George Russell	Mercedes	+8.481s	4
4	Andrea Kimi Antonelli	Mercedes	+10.135s	16
5	Alexander Albon	Williams Mercedes	+12.773s	6
6	Lance Stroll	Aston Martin Aramco Mercedes	+17.413s	13
7	Nico Hulkenberg	Kick Sauber Ferrari	+18.423s	17
8	Charles Leclerc	Ferrari	+19.826s	7
9	Oscar Piastri	McLaren Mercedes	+20.448s	2
10	Lewis Hamilton	Ferrari	+22.473s	8
11	Pierre Gasly	Alpine Renault	+26.502s	9
12	Yuki Tsunoda	Racing Bulls Honda RBPT	+29.884s	5
13	Esteban Ocon	Haas Ferrari	+33.161s	19
14	Oliver Bearman	Haas Ferrari	+40.351s	20
NC	Liam Lawson	Red Bull Racing Honda RBPT	DNF	18
NC	Gabriel Bortoleto	Kick Sauber Ferrari	DNF	15
NC	Fernando Alonso	Aston Martin Aramco Mercedes	DNF	12
NC	Carlos Sainz	Williams Mercedes	DNF	10
NC	Jack Doohan	Alpine Renault	DNF	14
NC	Isack Hadjar	Racing Bulls Honda RBPT	DNF	11

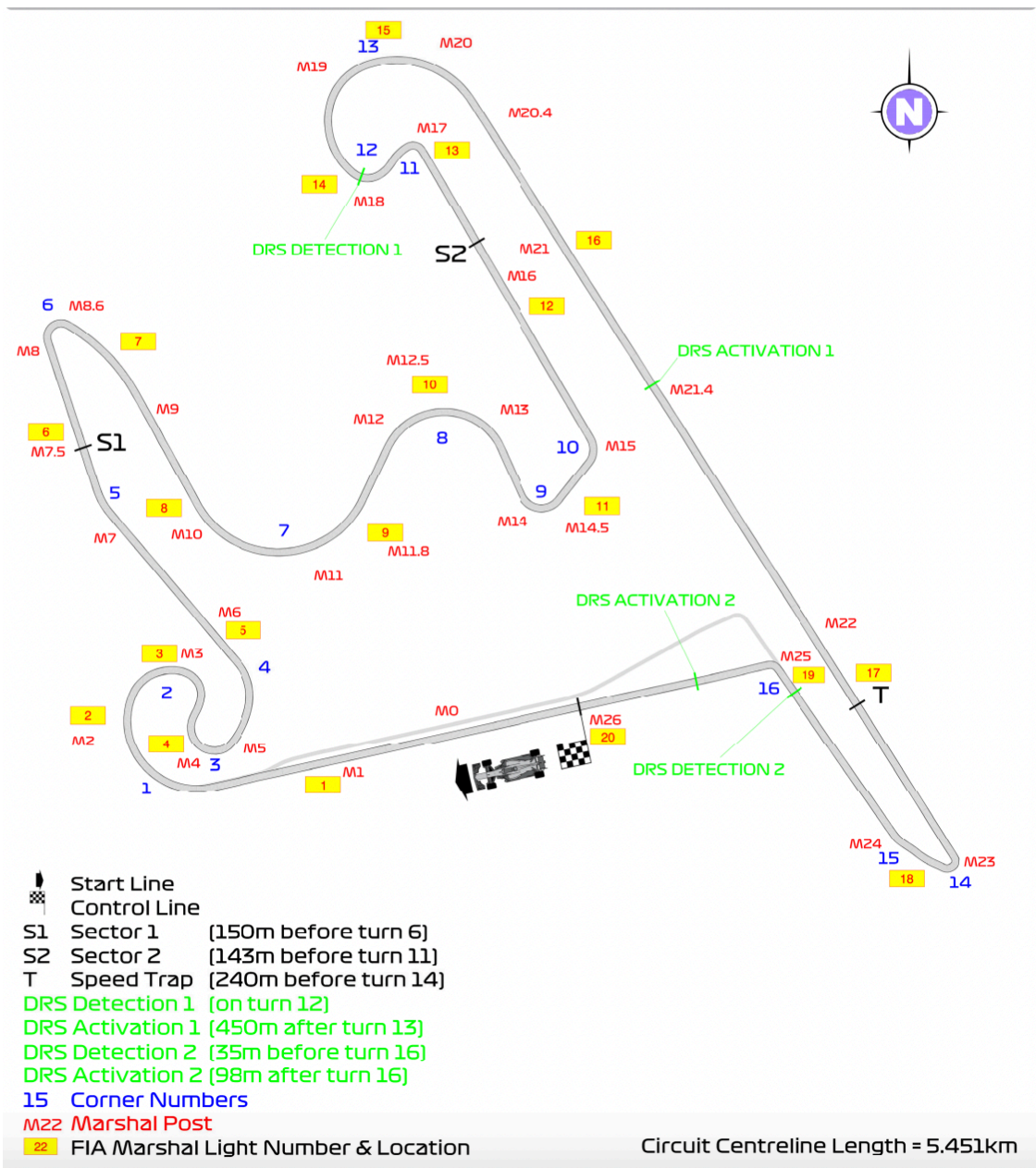
Pole position	Lando Norris	1:15.096
Fastest lap	Lando Norris	1:22.167

BAHRAIN GRAND PRIX
 2025

**3. 2025 FIA FORMULA 1 WORLD CHAMPIONSHIP™
 CIRCUIT CHARACTERISTICS**

**FORMULA 1 HEINEKEN CHINESE GRAND PRIX 2025
 SHANGHAI**

Date	21-23 Mar	Race distance	305.066 km
Circuit length	5.451 km	Number of laps	56



Shanghai International Circuit was designed to look like the Chinese symbol for ‘shang’, meaning upwards – is equally pleasing to the drivers on terra firma. There’s a unique start to the lap as the drivers fly into the ever-tightening Turns 1 and 2, before they dart left through 3 and 4. The super-high g force Turns 7 and 8 are loved by the drivers, while the circuit also features one of the longest straights on the calendar, the 1.2km stretch that separates Turns 13-14.

FORMULA 1 HEINEKEN CHINESE GRAND PRIX 2025

RESULTS

Pos	Driver	Team	Time / Retired	Grid
1	Oscar Piastri	McLaren Mercedes	1:30:55.026	1
2	Lando Norris	McLaren Mercedes	+9.748s	3
3	George Russell	Mercedes	+11.097s	2
4	Max Verstappen	Red Bull Racing Honda RBPT	+16.656s	4
5	Esteban Ocon	Haas Ferrari	+49.969s	11
6	Andrea Kimi Antonelli	Mercedes	+53.748s	8
7	Alexander Albon	Williams Mercedes	+56.321s	10
8	Oliver Bearman	Haas Ferrari	+61.303s	17
9	Lance Stroll	Aston Martin Aramco Mercedes	+70.204s	14
10	Carlos Sainz	Williams Mercedes	+76.387s	15
11	Isack Hadjar	Racing Bulls Honda RBPT	+78.875s	7
12	Liam Lawson	Red Bull Racing Honda RBPT	+81.147s	20
13	Jack Doohan	Alpine Renault	+88.401s	18
14	Gabriel Bortoleto	Kick Sauber Ferrari	+1 lap	19
15	Nico Hulkenberg	Kick Sauber Ferrari	+1 lap	12
16	Yuki Tsunoda	Racing Bulls Honda RBPT	+1 lap	9
NC	Fernando Alonso	Aston Martin Aramco Mercedes	DNF	13
DQ	Charles Leclerc	Ferrari	DSQ	6
DQ	Lewis Hamilton	Ferrari	DSQ	5
DQ	Pierre Gasly	Alpine Renault	DSQ	16

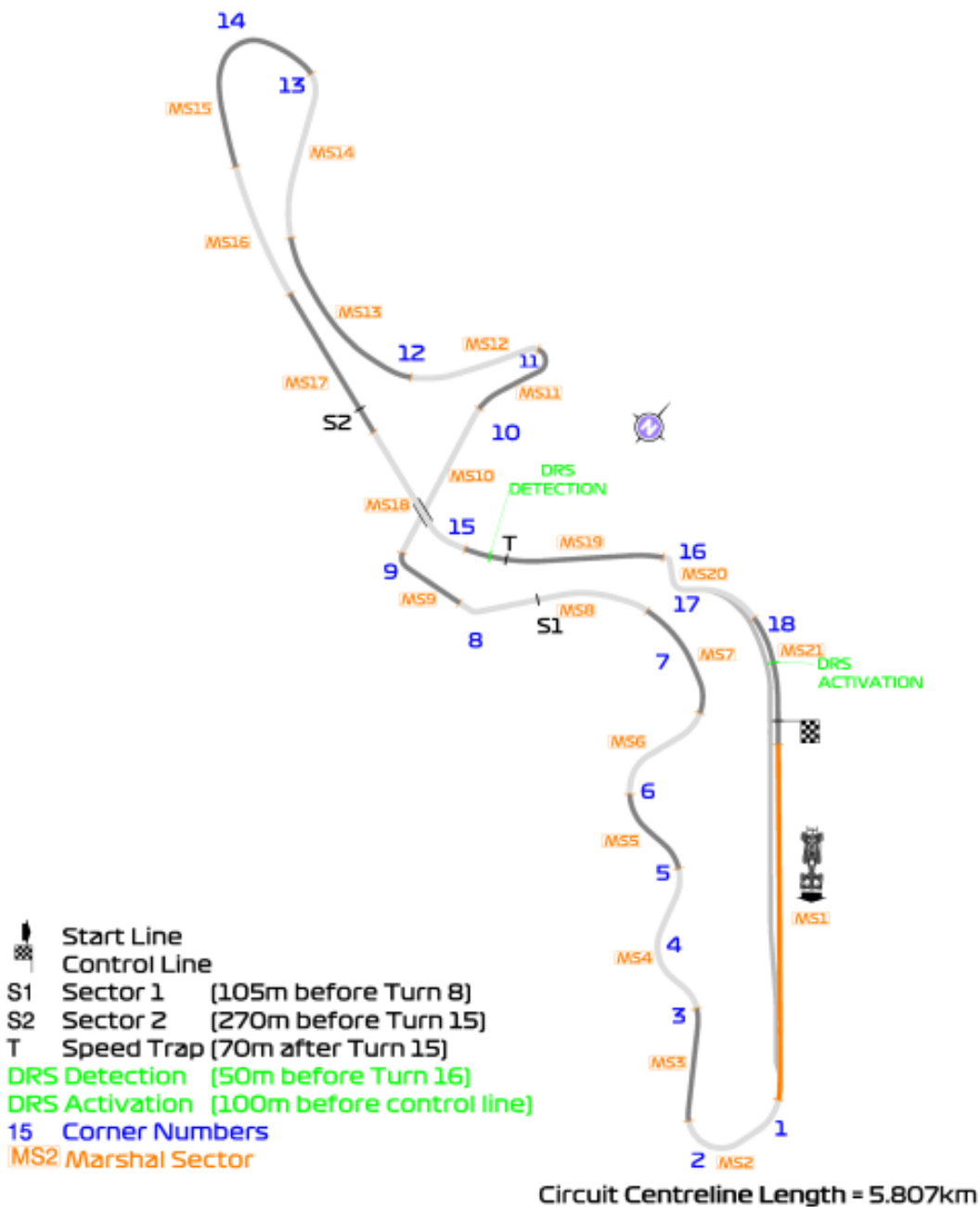
Pole position	Oscar Piastri	1:30.641
Fastest lap	Lando Norris	1:35.454

BAHRAIN GRAND PRIX
 2025

**3. 2025 FIA FORMULA 1 WORLD CHAMPIONSHIP™
 CIRCUIT CHARACTERISTICS**

**FORMULA 1 LENOVO JAPANESE GRAND PRIX 2025
 SUZUKA**

Date	4-6 Apr	Race distance	307.471 km
Circuit length	5.807 km	Number of laps	53



Designed as a Honda test track in 1962, the circuit is another racer-favourite, featuring some of the most challenging corners. Among the most popular are the high-speed 130R and the famous Spoon Curve. Its "figure-of-eight" layout also makes the track unique in F1 racing, where the back straight passes over the front via an overpass.

FORMULA 1 LENOVO JAPANESE GRAND PRIX 2025

RACE RESULTS

Pos	Driver	Team	Time / Retired	Grid
1	Max Verstappen	Red Bull Racing Honda RBPT	1:22:06.983	1
2	Lando Norris	McLaren Mercedes	+1.423s	2
3	Oscar Piastri	McLaren Mercedes	+2.129s	3
4	Charles Leclerc	Ferrari	+16.097s	4
5	George Russell	Mercedes	+17.362s	5
6	Andrea Kimi Antonelli	Mercedes	+18.671s	6
7	Lewis Hamilton	Ferrari	+29.182s	8
8	Isack Hadjar	Racing Bulls Honda RBPT	+37.134s	7
9	Alexander Albon	Williams Mercedes	+40.367s	9
10	Oliver Bearman	Haas Ferrari	+54.529s	10
11	Fernando Alonso	Aston Martin Aramco Mercedes	+57.333s	12
12	Yuki Tsunoda	Red Bull Racing Honda RBPT	+58.401s	14
13	Pierre Gasly	Alpine Renault	+62.122s	11
14	Carlos Sainz	Williams Mercedes	+74.129s	15
15	Jack Doohan	Alpine Renault	+81.314s	19
16	Nico Hulkenberg	Kick Sauber Ferrari	+81.957s	16
17	Liam Lawson	Racing Bulls Honda RBPT	+82.734s	13
18	Esteban Ocon	Haas Ferrari	+83.438s	18
19	Gabriel Bortoletto	Kick Sauber Ferrari	+83.897s	17
20	Lance Stroll	Aston Martin Aramco Mercedes	+1 lap	20

Pole position Max Verstappen 1:26.983

Fastest lap Andrea Kimi Antonelli 1:30.965

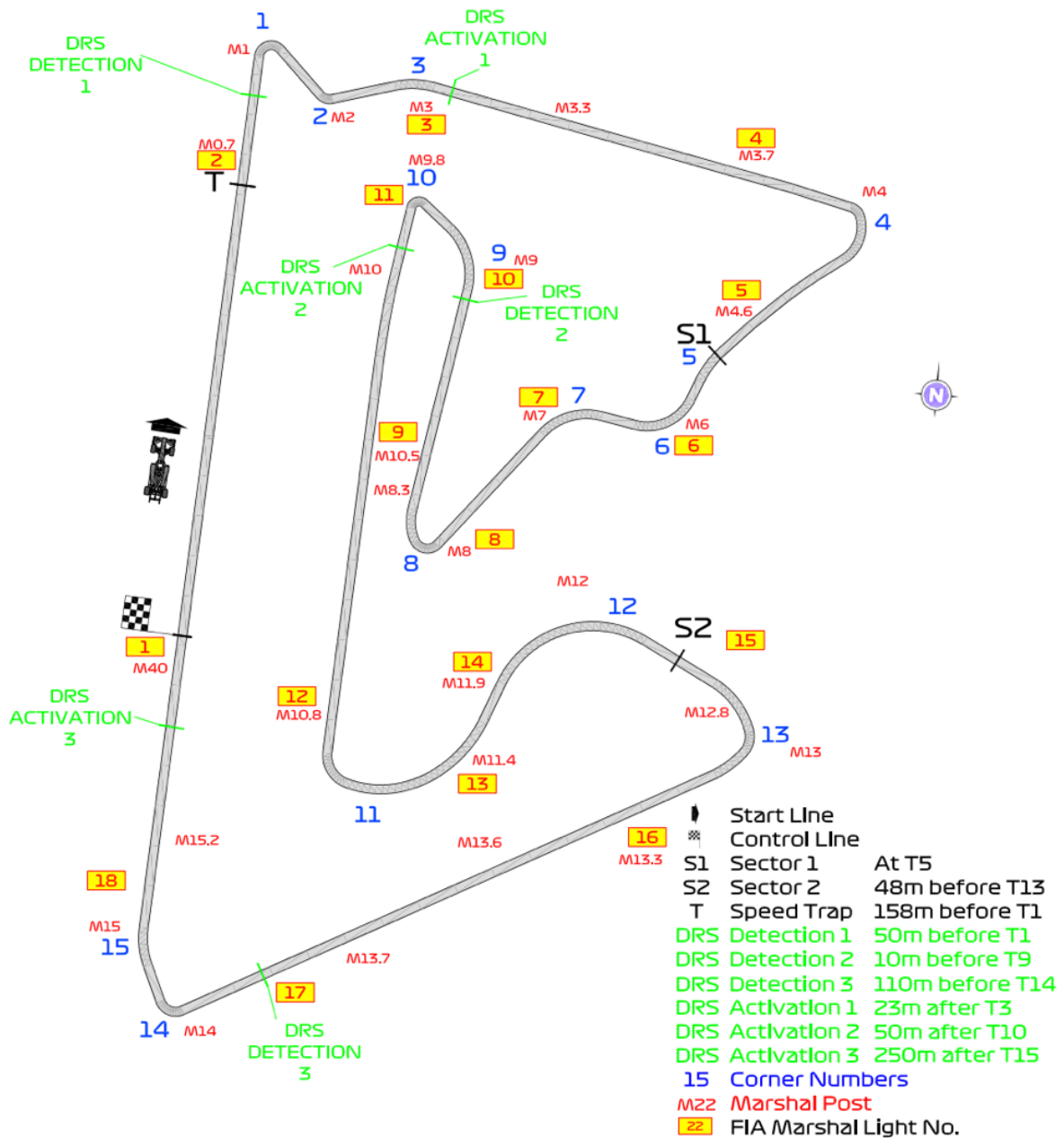
BAHRAIN GRAND PRIX
 2025

3. 2024 FIA FORMULA 1 WORLD CHAMPIONSHIP™

CIRCUIT CHARACTERISTICS

FORMULA 1 GULF AIR BAHRAIN GRAND PRIX 2025
SAKHIR

Date	11-13 Apr	Race distance	308.238 km
Circuit length	5.412 km	Number of laps	57



Bahrain International Circuit has established itself as a popular host for world-class motorsport. Professional facilities and experienced staff have paved the way for numerous international race series aside from Formula 1, including the FIA World Endurance Championship, the FIA Formula 2 Championship, the FIA Formula 3 Championship, and many more.

FORMULA 1 GULF AIR BAHRAIN GRAND PRIX 2024

RACE RESULTS

Pos	Driver	Team	Time / Retired	Grid
1	Max Verstappen	Red Bull Racing Honda RBPT	1:31:44.742	1
2	Sergio Perez	Red Bull Racing Honda RBPT	+22.457s	5
3	Carlos Sainz	Ferrari	+25.110s	4
4	Charles Leclerc	Ferrari	+39.669s	2
5	George Russell	Mercedes	+46.788s	3
6	Lando Norris	McLaren Mercedes	+48.458s	7
7	Lewis Hamilton	Mercedes	+50.324s	9
8	Oscar Piastri	McLaren Mercedes	+56.082s	8
9	Fernando Alonso	Aston Martin Aramco Mercedes	+74.887s	6
10	Lance Stroll	Aston Martin Aramco Mercedes	+93.216s	12
11	Zhou Guanyu	Kick Sauber Ferrari	+1 lap	17
12	Kevin Magnussen	Haas Ferrari	+1 lap	15
13	Daniel Ricciardo	RB Honda RBPT	+1 lap	14
14	Yuki Tsunoda	RB Honda RBPT	+1 lap	11
15	Alexander Albon	Williams Mercedes	+1 lap	13
16	Nico Hulkenberg	Haas Ferrari	+1 lap	10
17	Esteban Ocon	Alpine Renault	+1 lap	19
18	Pierre Gasly	Alpine Renault	+1 lap	20
19	Valtteri Bottas	Kick Sauber Ferrari	+1 lap	16
20	Logan Sargeant	Williams Mercedes	+2 laps	18

Pole position	Max Verstappen	1:29.179
Fastest lap	Max Verstappen	1:32.608

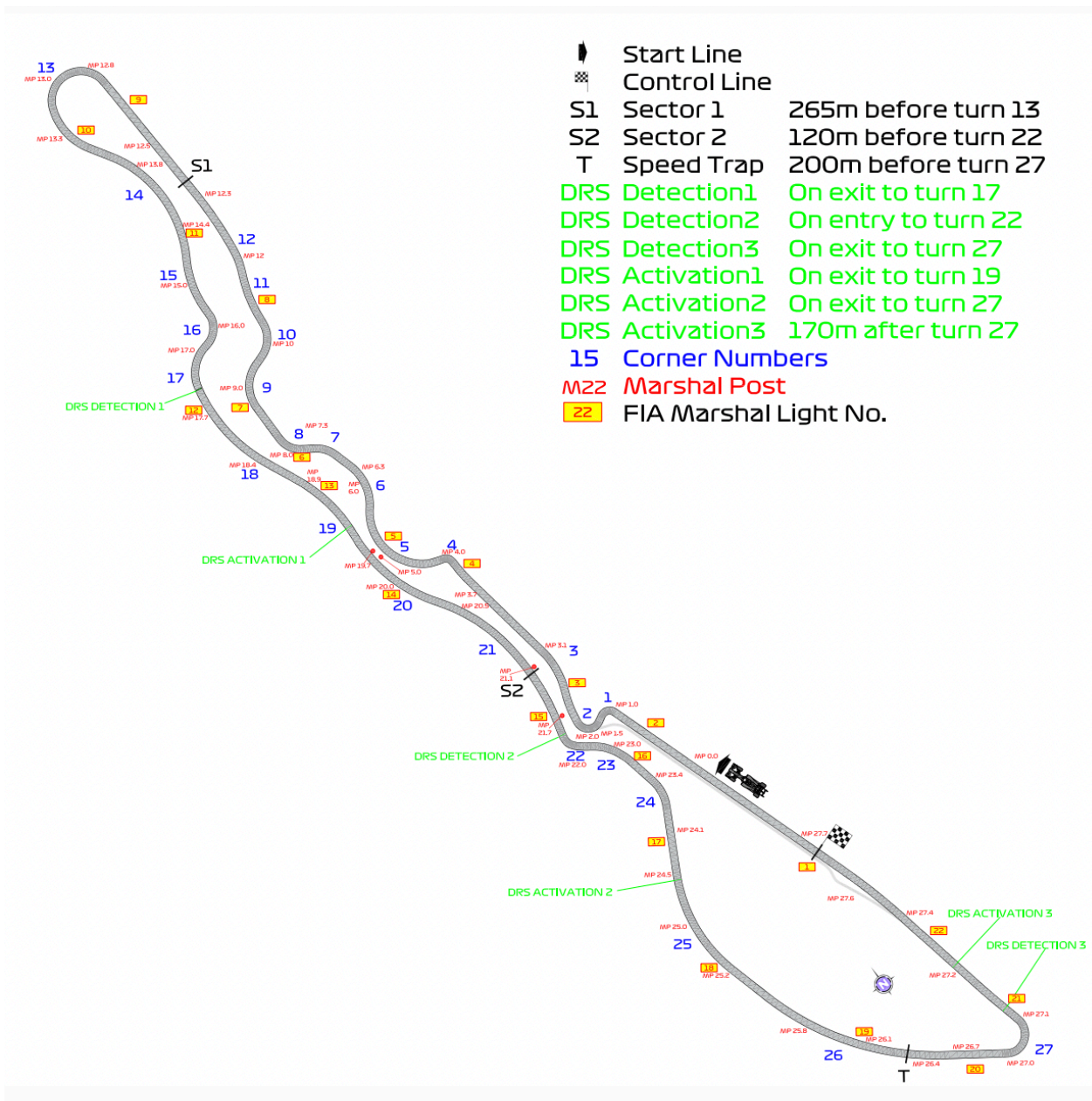
FORMULA 1 • GULF AIR

BAHRAIN GRAND PRIX 2025

3. 2025 FIA FORMULA 1 WORLD CHAMPIONSHIP™ CIRCUIT CHARACTERISTICS

FORMULA 1 STC SAUDI ARABIAN GRAND PRIX 2025 JEDDAH

Date	18-20 Apr	Race distance	308.45 km
Circuit length	6.174 km	Number of laps	50



The Jeddah Street Circuit is dubbed as the fastest street track in Formula 1. The ultra-fast circuit layout runs 6.174km with 27 corners, making it the second-longest track on the calendar. Located in Jeddah’s corniche area, the circuit skirts the Red Sea and encircles a lagoon. It utilises existing roads as much as possible yet remains fast flowing in character.

FORMULA 1 STC SAUDI ARABIAN GRAND PRIX 2024

RACE RESULTS

Pos	Driver	Team	Time / Retired	Grid
1	Max Verstappen	Red Bull Racing Honda RBPT	1:20:43.273	1
2	Sergio Perez	Red Bull Racing Honda RBPT	+13.643s	3
3	Charles Leclerc	Ferrari	+18.639s	2
4	Oscar Piastri	McLaren Mercedes	+32.007s	5
5	Fernando Alonso	Aston Martin Aramco Mercedes	+35.759s	4
6	George Russell	Mercedes	+39.936s	7
7	Oliver Bearman	Ferrari	+42.679s	11
8	Lando Norris	McLaren Mercedes	+45.708s	6
9	Lewis Hamilton	Mercedes	+47.391s	8
10	Nico Hulkenberg	Haas Ferrari	+76.996s	15
11	Alexander Albon	Williams Mercedes	+88.354s	12
12	Kevin Magnussen	Haas Ferrari	+105.737s	13
13	Esteban Ocon	Alpine Renault	+1 lap	17
14	Logan Sargeant	Williams Mercedes	+1 lap	19
15	Yuki Tsunoda	RB Honda RBPT	+1 lap	9
16	Daniel Ricciardo	RB Honda RBPT	+1 lap	14
17	Valtteri Bottas	Kick Sauber Ferrari	+1 lap	16
18	Zhou Guanyu	Kick Sauber Ferrari	+1 lap	20
NC	Lance Stroll	Aston Martin Aramco Mercedes	DNF	10
NC	Pierre Gasly	Alpine Renault	DNF	18

Pole position Max Verstappen 1:27.472

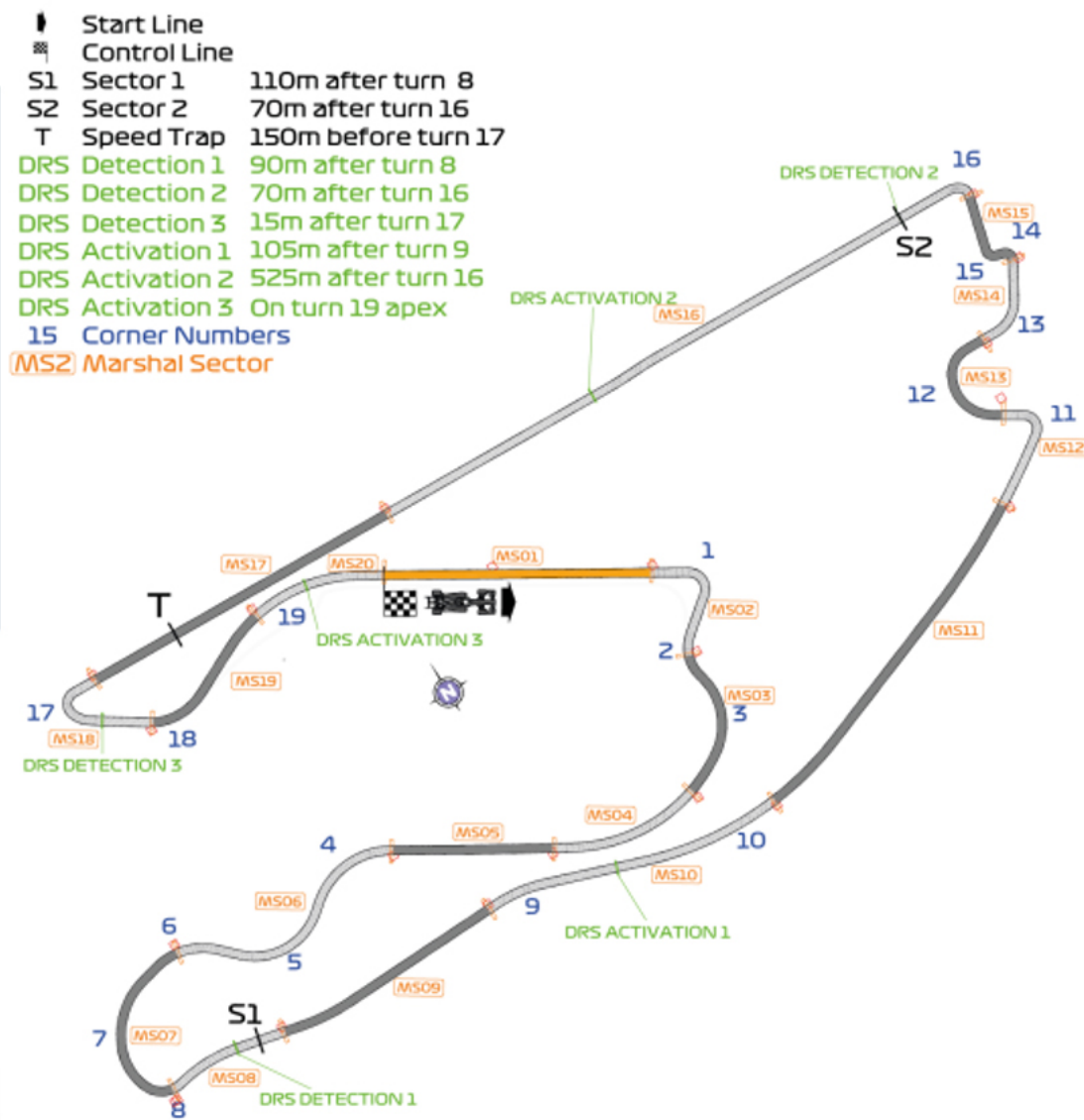
Fastest lap Charles Leclerc 1:31.632

BAHRAIN GRAND PRIX
 2025

3. 2025 FIA FORMULA 1 WORLD CHAMPIONSHIP™
CIRCUIT CHARACTERISTICS

FORMULA 1 CRYPTO.COM MIAMI GRAND PRIX 2025
MIAMI

Date	2-4 May	Race distance	308.326 km
Circuit length	5.412 km	Number of laps	57



Circuit Centreline Length = 5.412km

A street-track spectacular: with the Hard Rock Stadium at its epicentre, the 5.412-kilometre layout features 19 corners, three straights, potential for three DRS zones, and an estimated top speed of 320km/h. There are elevation changes too, the main one found between Turns 13 and 16, with the track heading over an exit ramp and under various flyovers across uneven ground. The Turn 14-15 chicane has an uphill approach, with a crest in the middle, and then drops down on exit.

FORMULA 1 CRYPTO.COM MIAMI GRAND PRIX 2024

RACE RESULTS

Pos	Driver	Team	Time / Retired	Grid
1	Lando Norris	McLaren Mercedes	1:30:49.876	5
2	Max Verstappen	Red Bull Racing Honda RBPT	+7.612s	1
3	Charles Leclerc	Ferrari	+9.920s	2
4	Sergio Perez	Red Bull Racing Honda RBPT	+14.650s	4
5	Carlos Sainz	Ferrari	+16.407s	3
6	Lewis Hamilton	Mercedes	+16.585s	8
7	Yuki Tsunoda	RB Honda RBPT	+26.185s	10
8	George Russell	Mercedes	+34.789s	7
9	Fernando Alonso	Aston Martin Aramco Mercedes	+37.107s	15
10	Esteban Ocon	Alpine Renault	+39.746s	13
11	Nico Hulkenberg	Haas Ferrari	+40.789s	9
12	Pierre Gasly	Alpine Renault	+44.958s	12
13	Oscar Piastri	McLaren Mercedes	+49.756s	6
14	Zhou Guanyu	Kick Sauber Ferrari	+49.979s	19
15	Daniel Ricciardo	RB Honda RBPT	+50.956s	20
16	Valtteri Bottas	Kick Sauber Ferrari	+52.356s	16
17	Lance Stroll	Aston Martin Aramco Mercedes	+55.173s	11
18	Alexander Albon	Williams Mercedes	+76.091s	14
19	Kevin Magnussen	Haas Ferrari	+84.683s	18
NC	Logan Sargeant	Williams Mercedes	DNF	17

Pole position	Max Verstappen	1:27.241
Fastest lap	Oscar Piastri	1:30.634

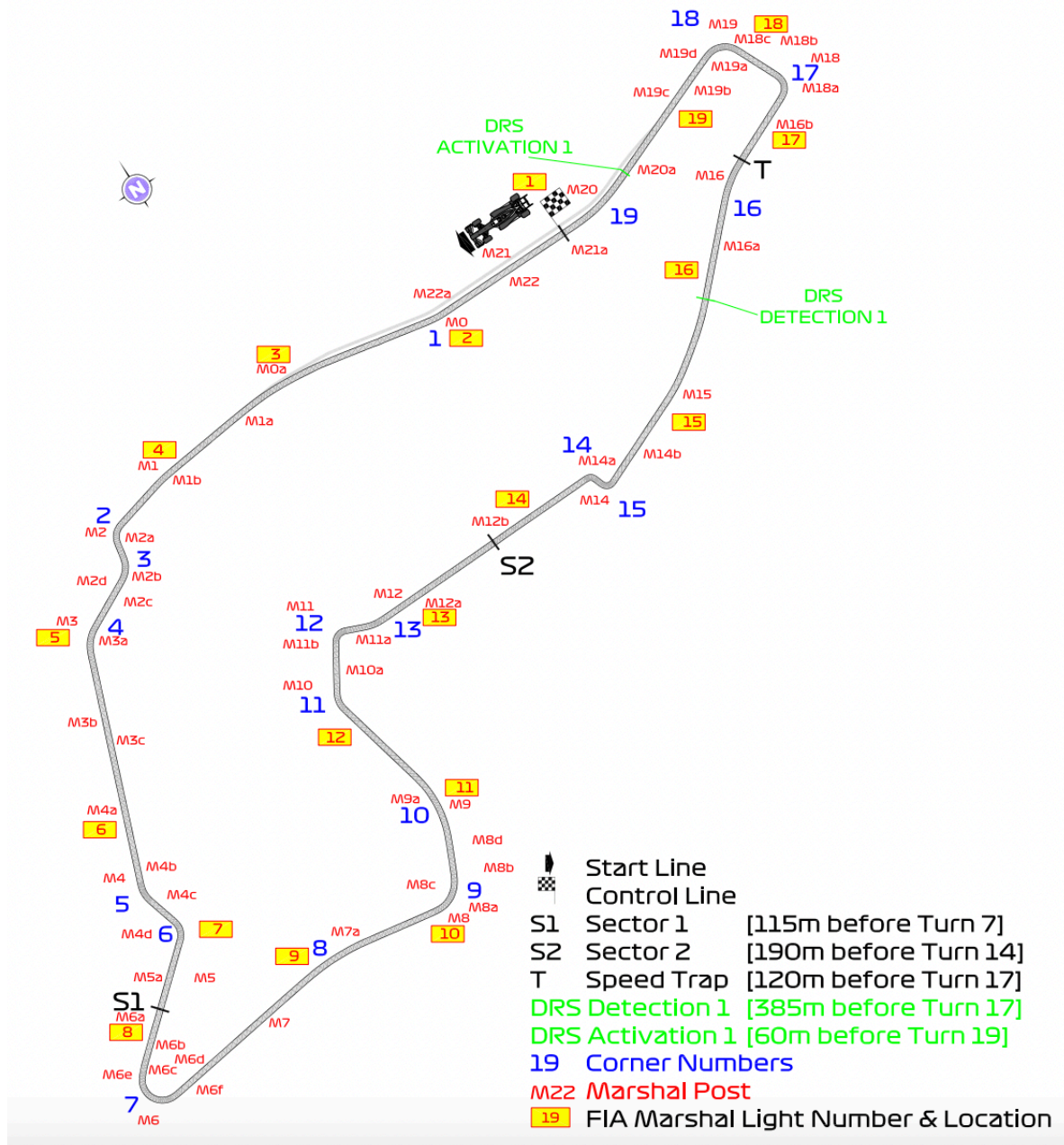
BAHRAIN GRAND PRIX
 2025

3. 2025 FIA FORMULA 1 WORLD CHAMPIONSHIP™

CIRCUIT CHARACTERISTICS

FORMULA 1 AWS GRAN PREMIO DEL MADE IN ITALY E DELL'EMILIA-ROMAGNA 2025
IMOLA

Date	16-18 May	Race distance	309.049 km
Circuit length	4.909 km	Number of laps	63



Imola had its foundation stone laid in March 1950. It was ready for testing by October 1952, while racing began at the circuit in 1953. The track was first awarded the honour of hosting the Italian Grand Prix in 1980. From 1981, Imola was taking on its famous 'San Marino' title, and going on to host a total of 27 Grands Prix up until 2006.

FORMULA 1 MSC CRUISES GRAN PREMIO MADE IN ITALY E DELL'EMILIA-ROMAGNA 2024
RACE RESULTS

Pos	Driver	Team	Time / Retired	Grid
1	Max Verstappen	Red Bull Racing Honda RBPT	1:25:25.252	1
2	Lando Norris	McLaren Mercedes	+0.725s	2
3	Charles Leclerc	Ferrari	+7.916s	3
4	Oscar Piastri	McLaren Mercedes	+14.132s	5
5	Carlos Sainz	Ferrari	+22.325s	4
6	Lewis Hamilton	Mercedes	+35.104s	8
7	George Russell	Mercedes	+47.154s	6
8	Sergio Perez	Red Bull Racing Honda RBPT	+54.776s	11
9	Lance Stroll	Aston Martin Aramco Mercedes	+79.556s	13
10	Yuki Tsunoda	RB Honda RBPT	+1 lap	7
11	Nico Hulkenberg	Haas Ferrari	+1 lap	10
12	Kevin Magnussen	Haas Ferrari	+1 lap	18
13	Daniel Ricciardo	RB Honda RBPT	+1 lap	9
14	Esteban Ocon	Alpine Renault	+1 lap	12
15	Zhou Guanyu	Kick Sauber Ferrari	+1 lap	17
16	Pierre Gasly	Alpine Renault	+1 lap	15
17	Logan Sargeant	Williams Mercedes	+1 lap	19
18	Valtteri Bottas	Kick Sauber Ferrari	+1 lap	16
19	Fernando Alonso	Aston Martin Aramco Mercedes	+1 lap	20
NC	Alexander Albon	Williams Mercedes	DNF	14

Pole position	Max Verstappen	1:14.746
----------------------	----------------	----------

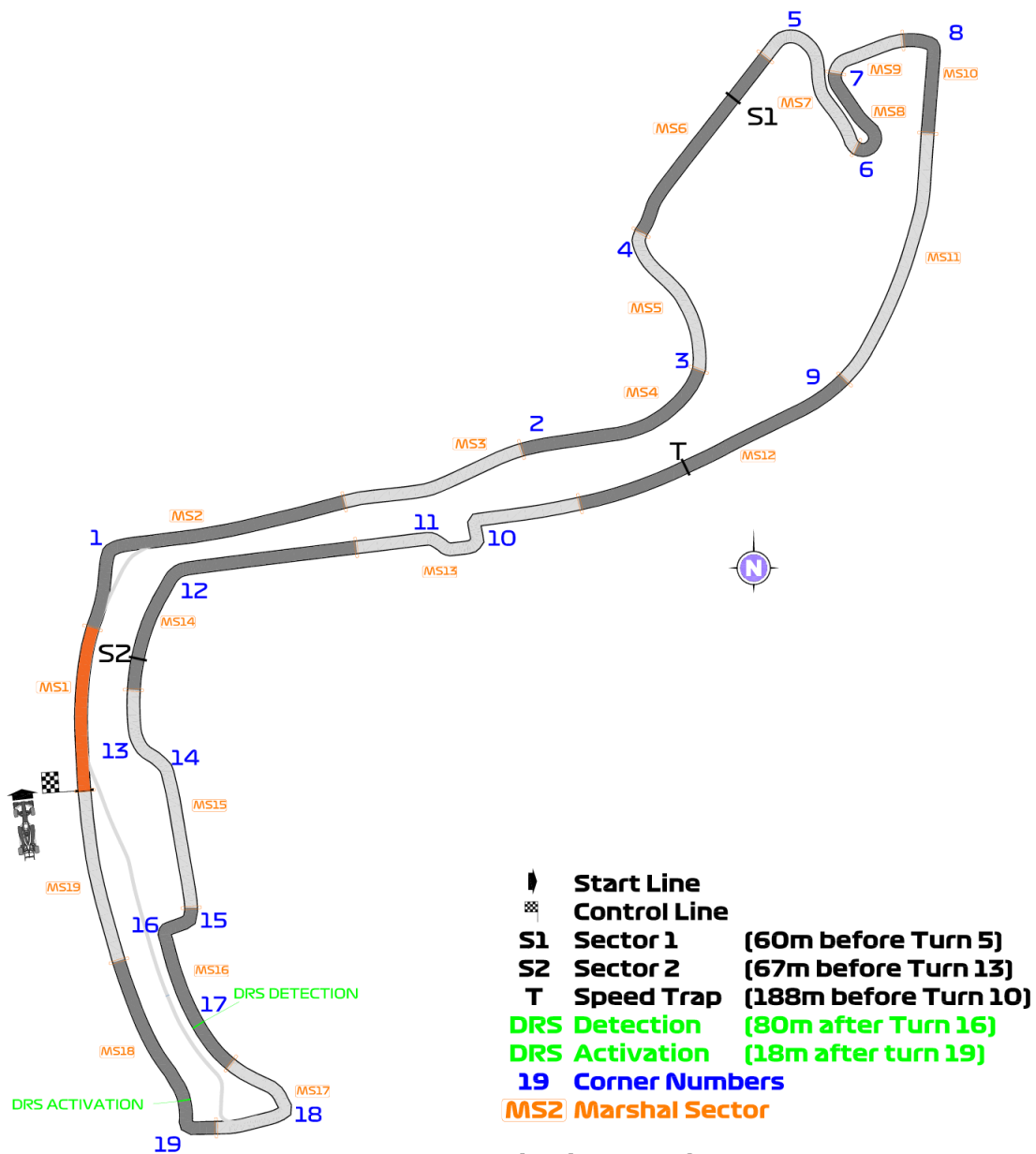
Fastest lap	George Russell	1:18.589
--------------------	----------------	----------

**BAHRAIN
 GRAND PRIX**
 2025

**3. 2025 FIA FORMULA 1 WORLD CHAMPIONSHIP™
 CIRCUIT CHARACTERISTICS**

**FORMULA 1 TAG HEUER GRAND PRIX DE MONACO 2025
 MONTE CARLO**

Date	23-25 May	Race distance	260.286 km
Circuit length	3.337 km	Number of laps	78



Monaco remains one of the most prestigious auto races in the world, long recognised for its entertainment and celebrity presence. Motorsport’s most famous street circuit takes six weeks to build up and organise, offering drivers with the challenge of negotiating numerous elevation shifts and very tight corners, including one of the slowest corners in F1 racing as well as one of the fastest. Due to its unique configuration, change in speeds and lack of straights, keeping the engine cool is a point of focus for the teams, as Formula 1 cars depend on air moving over the car to remove heat, and don’t use formal cooling technology.

FORMULA 1 GRAND PRIX DE MONACO 2024

RACE RESULTS

Pos	Driver	Team	Time / Retired	Grid
1	Charles Leclerc	Ferrari	2:23:15.554	1
2	Oscar Piastri	McLaren Mercedes	+7.152s	2
3	Carlos Sainz	Ferrari	+7.585s	3
4	Lando Norris	McLaren Mercedes	+8.650s	4
5	George Russell	Mercedes	+13.309s	5
6	Max Verstappen	Red Bull Racing Honda RBPT	+13.853s	6
7	Lewis Hamilton	Mercedes	+14.908s	7
8	Yuki Tsunoda	RB Honda RBPT	+1 lap	8
9	Alexander Albon	Williams Mercedes	+1 lap	9
10	Pierre Gasly	Alpine Renault	+1 lap	10
11	Fernando Alonso	Aston Martin Aramco Mercedes	+2 laps	14
12	Daniel Ricciardo	RB Honda RBPT	+2 laps	12
13	Valtteri Bottas	Kick Sauber Ferrari	+2 laps	17
14	Lance Stroll	Aston Martin Aramco Mercedes	+2 laps	13
15	Logan Sargeant	Williams Mercedes	+2 laps	15
16	Zhou Guanyu	Kick Sauber Ferrari	+2 laps	18
NC	Esteban Ocon	Alpine Renault	DNF	11
NC	Sergio Perez	Red Bull Racing Honda RBPT	DNF	16
NC	Nico Hulkenberg	Haas Ferrari	DNF	19
NC	Kevin Magnussen	Haas Ferrari	DNF	20

Pole position	Charles Leclerc	1:10.270
Fastest lap	Lewis Hamilton	1:14.165

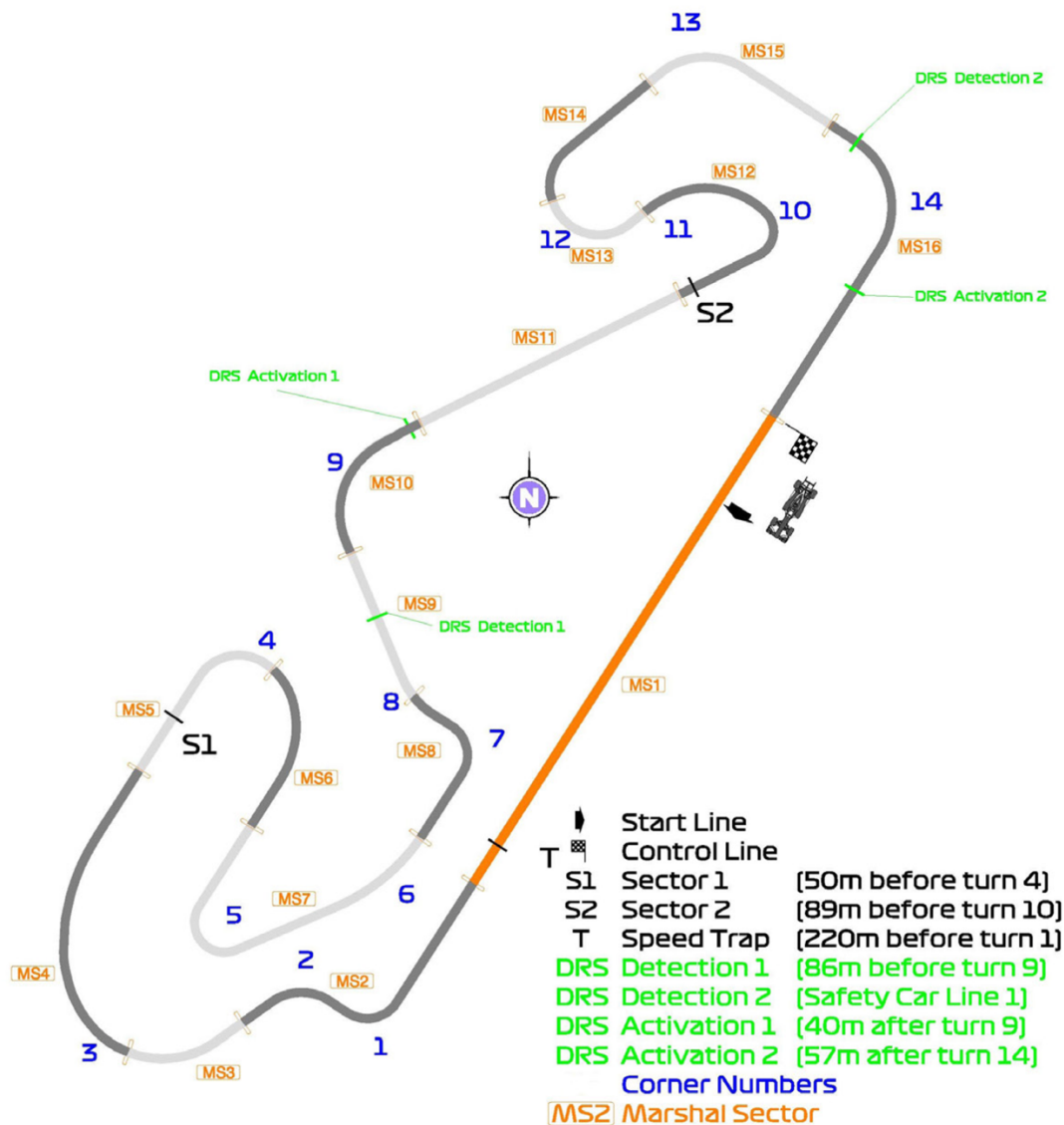
BAHRAIN GRAND PRIX
 2025

3. 2025 FIA FORMULA 1 WORLD CHAMPIONSHIP™

CIRCUIT CHARACTERISTICS

**FORMULA 1 ARAMCO GRAN PREMIO DE ESPANA 2025
 BARCELONA**

Date	30 May-1 Jun	Race distance	307.236 km
Circuit length	4.657 km	Number of laps	66



The Circuit de Catalunya was built in 1989 through the efforts of a Consortium composed of the Catalan Government, the Reial Automòbil Club de Catalunya (RACC) and the Montmeló Town Council. In September 1991, the 35th Spanish F1 Grand Prix was held following a 17-year absence in Catalonia. Today, the circuit is a familiar site for teams and drivers. It underwent resurfacing and track modifications over the winter of 2020 and has a good mix of high- and low-speed corners, with the challenging Turn 3 right-hander a great chance to evaluate the balance of the car.

FORMULA 1 ARAMCO GRAN PREMIO DE ESPANA 2024

RACE RESULTS

Pos	Driver	Team	Time / Retired	Grid
1	Max Verstappen	Red Bull Racing Honda RBPT	1:28:20.227	2
2	Lando Norris	McLaren Mercedes	+2.219s	1
3	Lewis Hamilton	Mercedes	+17.790s	3
4	George Russell	Mercedes	+22.320s	4
5	Charles Leclerc	Ferrari	+22.709s	5
6	Carlos Sainz	Ferrari	+31.028s	6
7	Oscar Piastri	McLaren Mercedes	+33.760s	9
8	Sergio Perez	Red Bull Racing Honda RBPT	+59.524s	11
9	Pierre Gasly	Alpine Renault	+62.025s	7
10	Esteban Ocon	Alpine Renault	+71.889s	8
11	Nico Hulkenberg	Haas Ferrari	+79.215s	13
12	Fernando Alonso	Aston Martin Aramco Mercedes	+1 lap	10
13	Zhou Guanyu	Kick Sauber Ferrari	+1 lap	15
14	Lance Stroll	Aston Martin Aramco Mercedes	+1 lap	14
15	Daniel Ricciardo	RB Honda RBPT	+1 lap	18
16	Valtteri Bottas	Kick Sauber Ferrari	+1 lap	12
17	Kevin Magnussen	Haas Ferrari	+1 lap	16
18	Alexander Albon	Williams Mercedes	+1 lap	20
19	Yuki Tsunoda	RB Honda RBPT	+1 lap	17
20	Logan Sargeant	Williams Mercedes	+2 laps	19
Pole position		Lando Norris	1:11.383	
Fastest lap		Lando Norris	1:17.115	

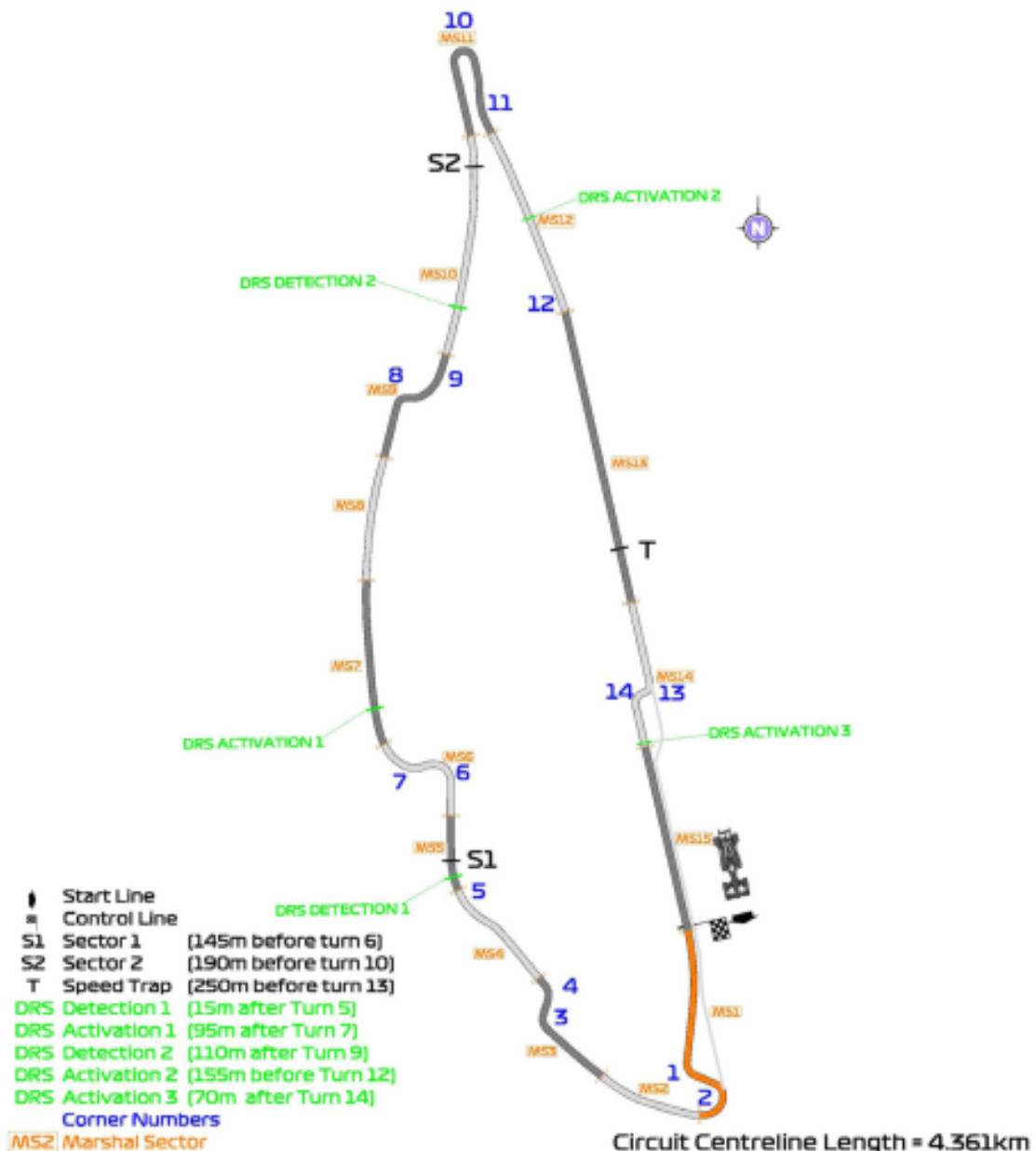
BAHRAIN GRAND PRIX
 2025

3. 2025 FIA FORMULA 1 WORLD CHAMPIONSHIP™

CIRCUIT CHARACTERISTICS

FORMULA 1 PIRELLI GRAND PRIX DU CANADA 2025
MONTREAL

Date	13-15 Jun	Race distance	305.27 km
Circuit length	4.361 km	Number of laps	70



The circuit on Ile Notre Dame, a man-made island on the St. Lawrence River, was renamed for Canadian Formula One driver Gilles Villeneuve, following his death in 1982. 2006 saw the last occasion when US-based Champ Car and F1 ran on the same track. Formula 1's performance proved significantly better with a five-to-seven second advantage both in terms of qualifying and recording of fastest lap times during the respective races. The Canadian Grand Prix continues to be tremendously popular with both teams and drivers, owing to its festive atmosphere.

FORMULA 1 AWS GRAND PRIX DU CANADA 2024
RACE RESULTS

Pos	Driver	Team	Time / Retired	Grid
1	Max Verstappen	Red Bull Racing Honda RBPT	1:45:47.927	2
2	Lando Norris	McLaren Mercedes	+3.879s	3
3	George Russell	Mercedes	+4.317s	1
4	Lewis Hamilton	Mercedes	+4.915s	7
5	Oscar Piastri	McLaren Mercedes	+10.199s	4
6	Fernando Alonso	Aston Martin Aramco Mercedes	+17.510s	6
7	Lance Stroll	Aston Martin Aramco Mercedes	+23.625s	9
8	Daniel Ricciardo	RB Honda RBPT	+28.672s	5
9	Pierre Gasly	Alpine Renault	+30.021s	15
10	Esteban Ocon	Alpine Renault	+30.313s	18
11	Nico Hulkenberg	Haas Ferrari	+30.824s	17
12	Kevin Magnussen	Haas Ferrari	+31.253s	14
13	Valtteri Bottas	Kick Sauber Ferrari	+40.487s	19
14	Yuki Tsunoda	RB Honda RBPT	+52.694s	8
15	Zhou Guanyu	Kick Sauber Ferrari	+1 lap	20
NC	Carlos Sainz	Ferrari	DNF	12
NC	Alexander Albon	Williams Mercedes	DNF	10
NC	Sergio Perez	Red Bull Racing Honda RBPT	DNF	16
NC	Charles Leclerc	Ferrari	DNF	11
NC	Logan Sargeant	Williams Mercedes	DNF	13

Pole position George Russell 1:12.000

Fastest lap Lewis Hamilton 1:14.856

BAHRAIN GRAND PRIX

2025

3. 2025 FIA FORMULA 1 WORLD CHAMPIONSHIP™

CIRCUIT CHARACTERISTICS

FORMULA 1 MSC CRUISES AUSTRIAN GRAND PRIX 2025 SPIELBERG

Date	27-29 Jun	Race distance	306.452 km
Circuit length	4.318 km	Number of laps	71



After its first Formula 1 race in 1970, the circuit, previously known as the A1-Ring, was removed from the F1 calendar in 2003. However, after its redevelopment and re-branding as the Red Bull Ring, it was reopened in 2011 and celebrated its triumphant return to Formula 1 in 2014. Its picturesque setting in an idyllic natural bowl in the Styrian mountains makes a pleasant environment for a Grand Prix.

FORMULA 1 QATAR AIRWAYS AUSTRIAN GRAND PRIX 2024

RACE RESULTS

Pos	Driver	Team	Time / Retired	Grid
1	George Russell	Mercedes	1:24:22.798	3
2	Oscar Piastri	McLaren Mercedes	+1.906s	7
3	Carlos Sainz	Ferrari	+4.533s	4
4	Lewis Hamilton	Mercedes	+23.142s	5
5	Max Verstappen	Red Bull Racing Honda RBPT	+37.253s	1
6	Nico Hulkenberg	Haas Ferrari	+54.088s	9
7	Sergio Perez	Red Bull Racing Honda RBPT	+54.672s	8
8	Kevin Magnussen	Haas Ferrari	+60.355s	12
9	Daniel Ricciardo	RB Honda RBPT	+61.169s	11
10	Pierre Gasly	Alpine Renault	+61.766s	13
11	Charles Leclerc	Ferrari	+67.056s	6
12	Esteban Ocon	Alpine Renault	+68.325s	10
13	Lance Stroll	Aston Martin Aramco Mercedes	+1 lap	17
14	Yuki Tsunoda	RB Honda RBPT	+1 lap	14
15	Alexander Albon	Williams Mercedes	+1 lap	16
16	Valtteri Bottas	Kick Sauber Ferrari	+1 lap	18
17	Zhou Guanyu	Kick Sauber Ferrari	+1 lap	20
18	Fernando Alonso	Aston Martin Aramco Mercedes	+1 lap	15
19	Logan Sargeant	Williams Mercedes	+2 laps	19
20	Lando Norris	McLaren Mercedes	+7 laps	2

Pole position Max Verstappen 1:04.314

Fastest lap Fernando Alonso 1:07.694

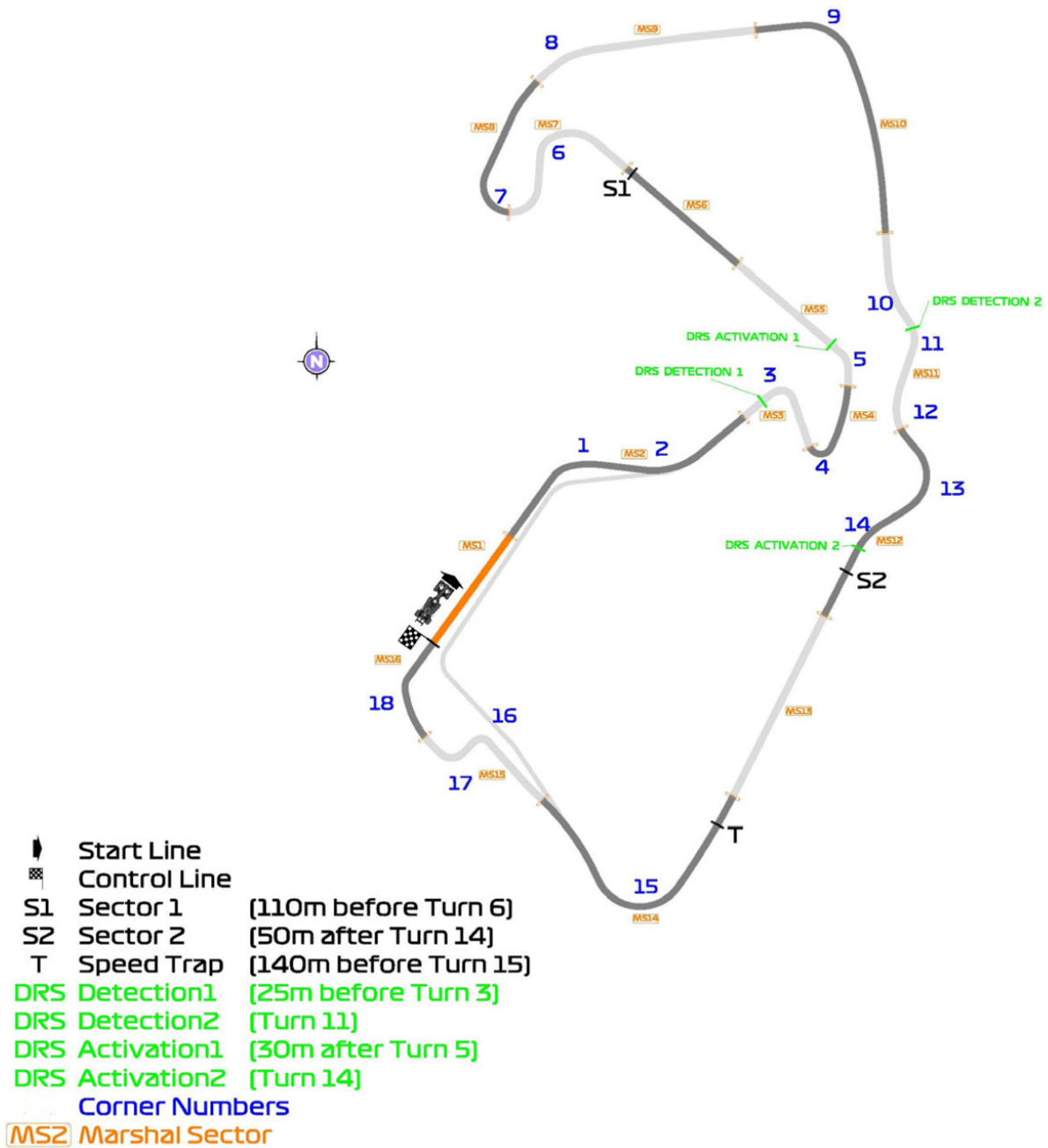
BAHRAIN GRAND PRIX
 2025

3. 2025 FIA FORMULA 1 WORLD CHAMPIONSHIP™

CIRCUIT CHARACTERISTICS

**FORMULA 1 QATAR AIRWAYS BRITISH GRAND PRIX 2025
 SILVERSTONE**

Date	4-6 Jul	Race distance	306.198 km
Circuit length	5.891 km	Number of laps	52



Silverstone continues to be a top draw for fans of Formula 1, offering a rich tradition of racing, a fast and challenging track, as well as the constant prospect of weather playing a critical role in race day strategy. Contracted to host F1 through 2034, Silverstone offers motorsport fans a wealth of viewing options staging events through the year, including British F3, Le Mans Series, and MotoGP, among others.

FORMULA 1 ARAMCO BRITISH GRAND PRIX 2024 RESULTS

Pos	Driver	Team	Time / Retired	Grid
1	Lewis Hamilton	Mercedes	1:22:27.059	2
2	Max Verstappen	Red Bull Racing Honda RBPT	+1.465s	4
3	Lando Norris	McLaren Mercedes	+7.547s	3
4	Oscar Piastri	McLaren Mercedes	+12.429s	5
5	Carlos Sainz	Ferrari	+47.318s	7
6	Nico Hulkenberg	Haas Ferrari	+55.722s	6
7	Lance Stroll	Aston Martin Aramco Mercedes	+56.569s	8
8	Fernando Alonso	Aston Martin Aramco Mercedes	+63.577s	10
9	Alexander Albon	Williams Mercedes	+68.387s	9
10	Yuki Tsunoda	RB Honda RBPT	+79.303s	13
11	Logan Sargeant	Williams Mercedes	+88.960s	12
12	Kevin Magnussen	Haas Ferrari	+90.153s	17
13	Daniel Ricciardo	RB Honda RBPT	+1 lap	15
14	Charles Leclerc	Ferrari	+1 lap	11
15	Valtteri Bottas	Kick Sauber Ferrari	+1 lap	16
16	Esteban Ocon	Alpine Renault	+2 laps	18
17	Sergio Perez	Red Bull Racing Honda RBPT	+2 laps	19
18	Zhou Guanyu	Kick Sauber Ferrari	+2 laps	14
NC	George Russell	Mercedes	DNF	1
NC	Pierre Gasly	Alpine Renault	DNS	-
Pole position		George Russell	1:25.819	
Fastest lap		Carlos Sainz	1:28.293	

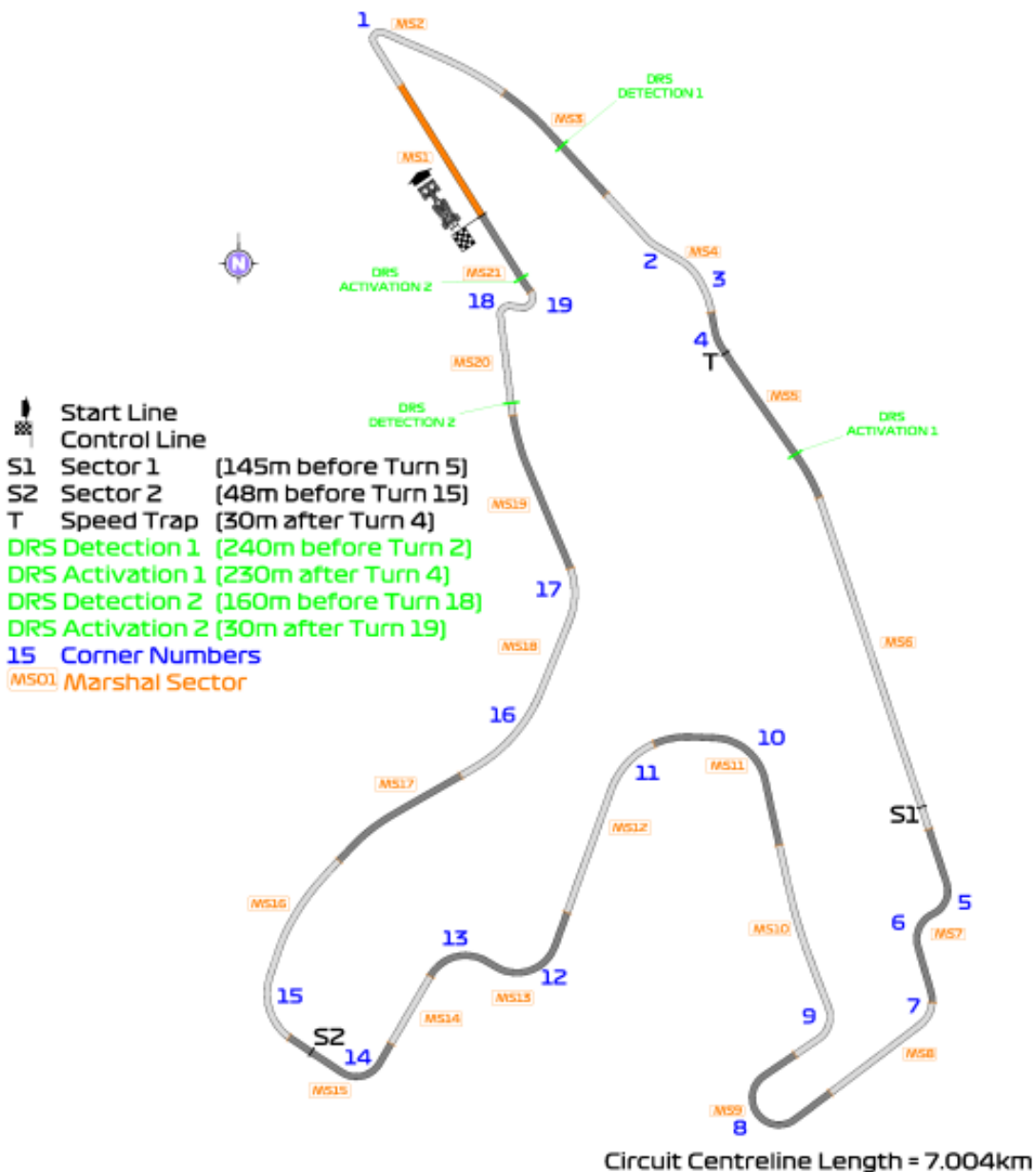
BAHRAIN GRAND PRIX
 2025

3. 2025 FIA FORMULA 1 WORLD CHAMPIONSHIP™

CIRCUIT CHARACTERISTICS

**FORMULA 1 MOET & CHANDON BELGIAN GRAND PRIX 2025
 SPA-FRANCORCHAMPS**

Date	25-27 Jul	Race distance	308.052 km
Circuit length	7.004 km	Number of laps	44



The Circuit de Spa-Francorchamps is legendary among race enthusiasts for its long-standing history and unique setting. It is considered one of the most challenging tracks in the world, mainly due to its fast, hilly and twisty layout within the Ardennes Forest. The size of the track and the nature of Belgian weather means it can sometimes be raining on one part of the track and dry on another, meaning grip can vary from one corner to the next.

**FORMULA 1 ROLEX BELGIAN GRAND PRIX 2024
RACE RESULTS**

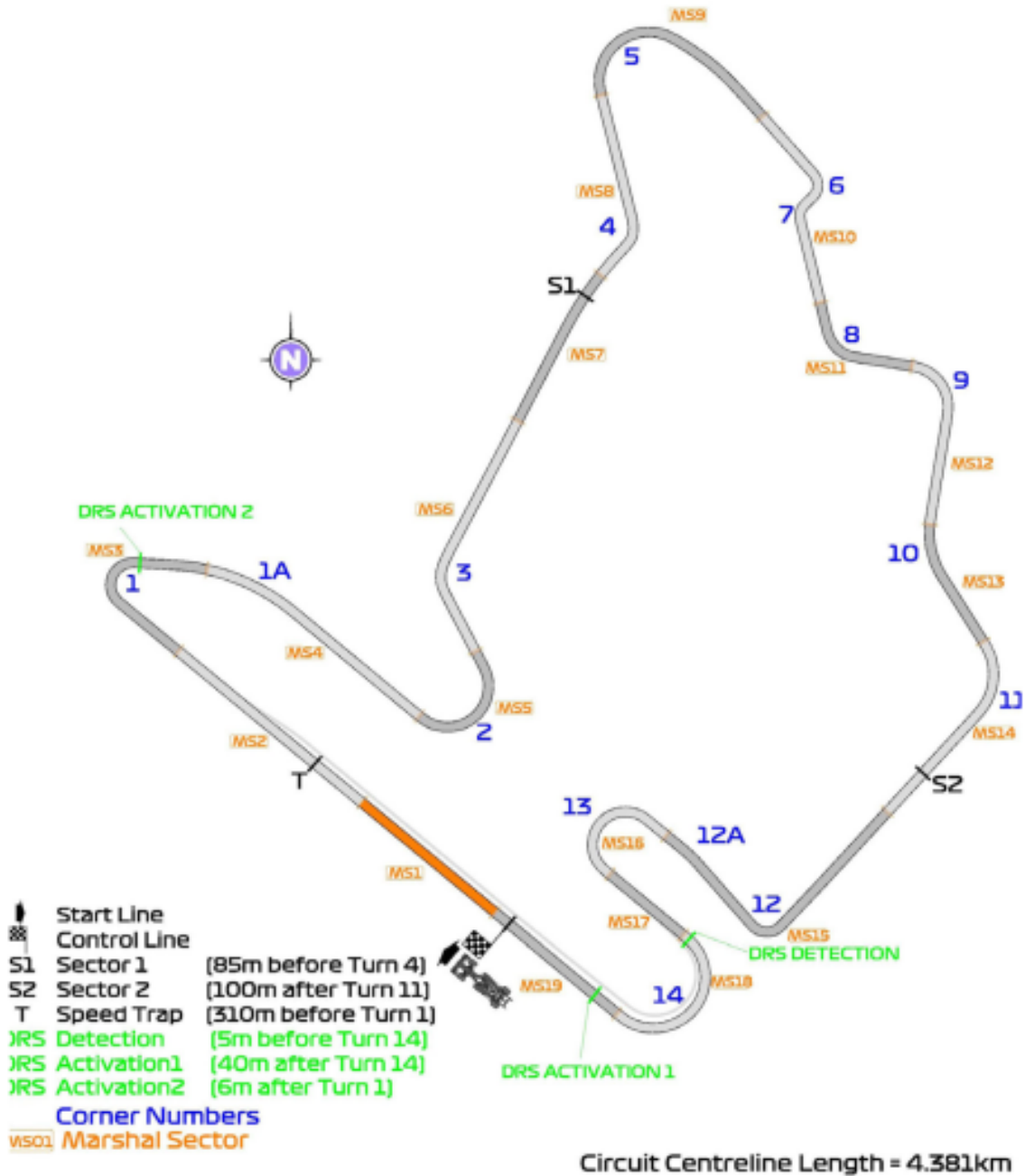
Pos	Driver	Team	Time / Retired	Grid
DQ	George Russell	Mercedes	1:19:57.040	6
1	Lewis Hamilton	Mercedes	+0.526s	3
2	Oscar Piastri	McLaren Mercedes	+1.173s	5
3	Charles Leclerc	Ferrari	+8.549s	1
4	Max Verstappen	Red Bull Racing Honda RBPT	+9.226s	11
5	Lando Norris	McLaren Mercedes	+9.850s	4
6	Carlos Sainz	Ferrari	+19.795s	7
7	Sergio Perez	Red Bull Racing Honda RBPT	+43.195s	2
8	Fernando Alonso	Aston Martin Aramco Mercedes	+49.963s	8
9	Esteban Ocon	Alpine Renault	+52.552s	9
10	Daniel Ricciardo	RB Honda RBPT	+54.926s	13
11	Lance Stroll	Aston Martin Aramco Mercedes	+63.011s	15
12	Alexander Albon	Williams Mercedes	+63.651s	10
13	Pierre Gasly	Alpine Renault	+64.365s	12
14	Kevin Magnussen	Haas Ferrari	+66.631s	17
15	Valterri Bottas	Kick Sauber Ferrari	+70.638s	14
16	Yuki Tsunoda	RB Honda RBPT	+76.737s	20
17	Logan Sargeant	Williams Mercedes	+86.057s	18
18	Nico Hulkenberg	Haas Ferrari	+88.833s	16
NC	Zhou Guanyu	Kick Sauber Ferrari	DNF	19
Pole position		Charles Leclerc	1:53.754	
Fastest lap		Sergio Perez	1:44.701	

BAHRAIN GRAND PRIX
 2025

3. 2025 FIA FORMULA 1 WORLD CHAMPIONSHIP™
CIRCUIT CHARACTERISTICS

FORMULA 1 LENOVO HUNGARIAN GRAND PRIX 2025
BUDAPEST

Date	1-3 Aug	Race distance	306.63 km
Circuit length	4.381 km	Number of laps	70



Home of the first Grand Prix to have been held behind the “Iron Curtain”, the Hungaroring was built in record time and remains today a major attraction in Hungary. Held in the summer, the circuit is built in a natural bowl allowing excellent vantage points for spectators. That means that any of the grandstands located on or around the main straight should provide a view of other parts of the track too.

FORMULA 1 HUNGARIAN GRAND PRIX 2024

RACE RESULTS

Pos	Driver	Team	Time / Retired	Grid
1	Oscar Piastri	McLaren Mercedes	1:38:01.989	2
2	Lando Norris	McLaren Mercedes	+2.141s	1
3	Lewis Hamilton	Mercedes	+14.880s	5
4	Charles Leclerc	Ferrari	+19.686s	6
5	Max Verstappen	Red Bull Racing Honda RBPT	+21.349s	3
6	Carlos Sainz	Ferrari	+23.073s	4
7	Sergio Perez	Red Bull Racing Honda RBPT	+39.792s	16
8	George Russell	Mercedes	+42.368s	17
9	Yuki Tsunoda	RB Honda RBPT	+77.259s	10
10	Lance Stroll	Aston Martin Aramco Mercedes	+77.976s	8
11	Fernando Alonso	Aston Martin Aramco Mercedes	+82.460s	7
12	Daniel Ricciardo	RB Honda RBPT	+1 lap	9
13	Nico Hulkenberg	Haas Ferrari	+1 lap	11
14	Alexander Albon	Williams Mercedes	+1 lap	13
15	Kevin Magnussen	Haas Ferrari	+1 lap	15
16	Valtteri Bottas	Kick Sauber Ferrari	+1 lap	12
17	Logan Sargeant	Williams Mercedes	+1 lap	14
18	Esteban Ocon	Alpine Renault	+1 lap	19
19	Zhou Guanyu	Kick Sauber Ferrari	+1 lap	18
NC	Pierre Gasly	Alpine Renault	DNF	20

Pole position	Lando Norris	1:15.227
Fastest lap	George Russell	1:20.305

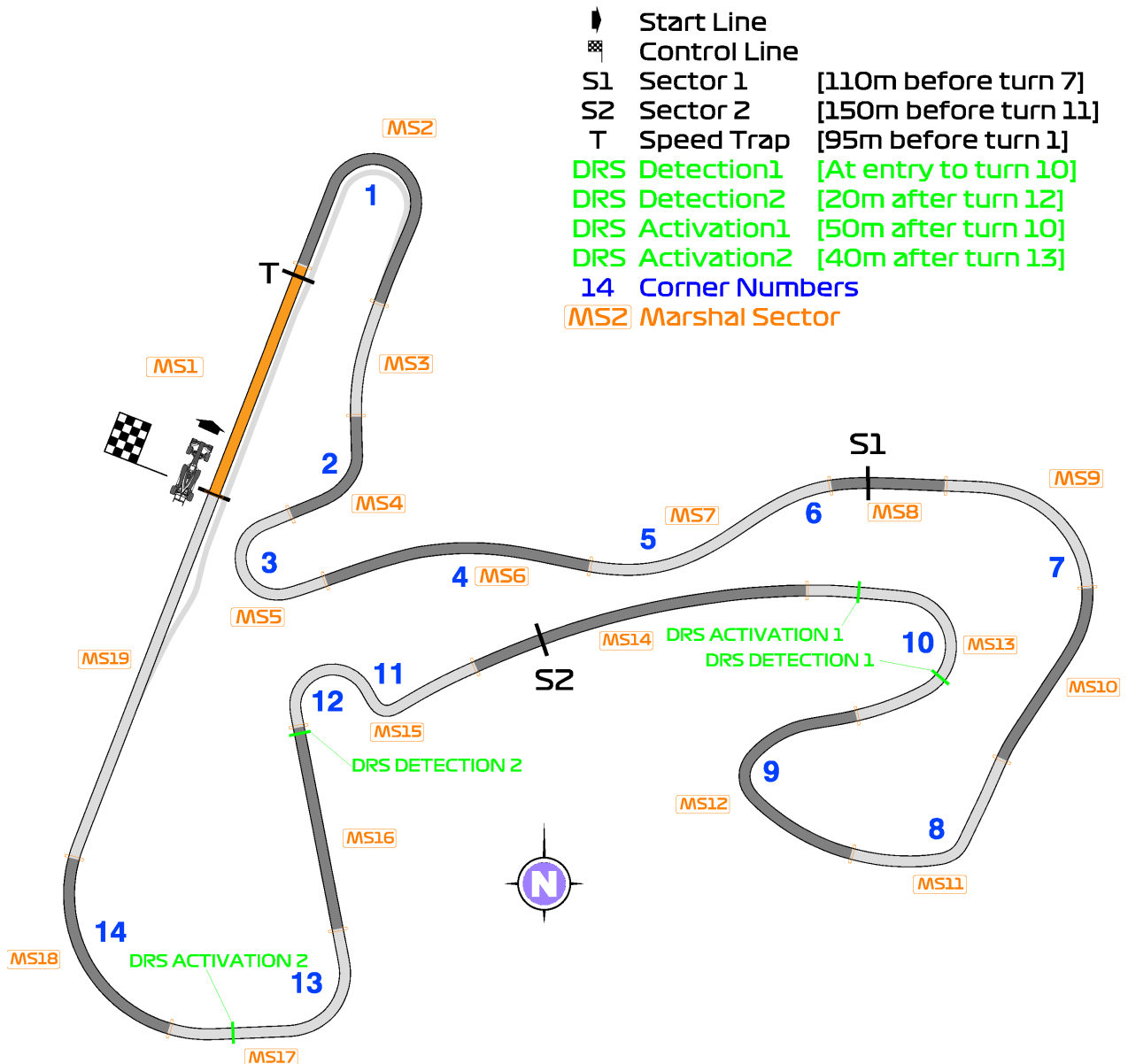
BAHRAIN GRAND PRIX
 2025

3. 2025 FIA FORMULA 1 WORLD CHAMPIONSHIP™

CIRCUIT CHARACTERISTICS

**FORMULA 1 HEINEKEN DUTCH GRAND PRIX 2025
 ZANDVOORT**

Date	29-31 Aug	Race distance	306.587 km
Circuit length	4.259 km	Number of laps	72



Zandvoort was first opened in 1948. Originally made up of a mixture of permanent track and public roads that snaked through the sand dunes of the Zandvoort resort town. Formula 1 would go on to race on and off the track until 1985 before, in 2019, the announcement came that the championship would return to Zandvoort, after a more-than-35-year hiatus.

The Zandvoort track swoops and flows through sand dunes, creating a rollercoaster-like feel to the lap. The track has been modernised, including increasing the banking angle at the famous Tarzan corner to an Indianapolis Motor Speedway-trumping 18 degrees. Zandvoort remains a proper, challenging drivers' track.

FORMULA 1 HEINEKEN DUTCH GRAND PRIX 2024

RACE RESULTS

Pos	Driver	Team	Time / Retired	Grid
1	Lando Norris	McLaren Mercedes	1:30.45.519	1
2	Max Verstappen	Red Bull Racing Honda RBPT	+22.896s	2
3	Charles Leclerc	Ferrari	+25.439s	6
4	Oscar Piastri	McLaren Mercedes	+27.337s	3
5	Carlos Sainz	Ferrari	+32.137s	10
6	Sergio Perez	Red Bull Racing Honda RBPT	+39.542s	5
7	George Russell	Mercedes	+44.617s	4
8	Lewis Hamilton	Mercedes	+49.599s	14
9	Pierre Gasly	Alpine Renault	+1 lap	9
10	Fernando Alonso	Aston Martin Aramco Mercedes	+1 lap	7
11	Nico Hulkenberg	Haas Ferrari	+1 lap	12
12	Daniel Ricciardo	RB Honda RBPT	+1 lap	13
13	Lance Stroll	Aston Martin Aramco Mercedes	+1 lap	8
14	Alexander Albon	Williams Mercedes	+1 lap	19
15	Esteban Ocon	Alpine Renault	+1 lap	15
16	Logan Sargeant	Williams Mercedes	+1 lap	18
17	Yuki Tsunoda	RB Honda RBPT	+1 lap	11
18	Kevin Magnussen	Haas Ferrari	+1 lap	20
19	Valtteri Bottas	Kick Sauber Ferrari	+2 laps	16
20	Zhou Guanyu	Kick Sauber Ferrari	+2 laps	17

Pole position Lando Norris 1:09.673

Fastest lap Lando Norris 1:13.817

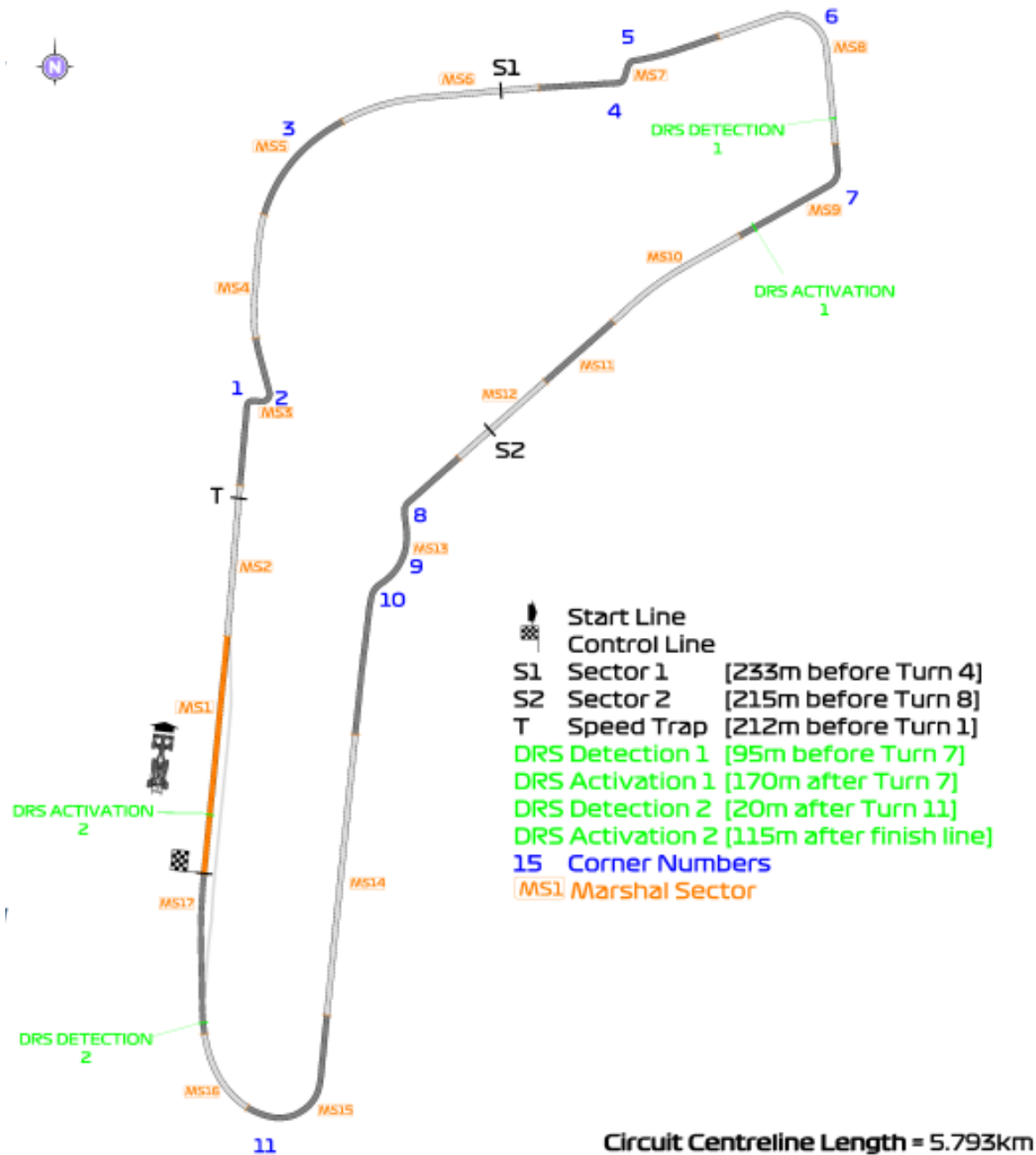
**BAHRAIN
 GRAND PRIX**
 2025

3. 2025 FIA FORMULA 1 WORLD CHAMPIONSHIP™

CIRCUIT CHARACTERISTICS

**FORMULA 1 PIRELLI GRAN PREMIO D'ITALIA 2025
 MONZA**

Date	5-7 Sep	Race distance	306.72 km
Circuit length	5.793 km	Number of laps	53



Monza has hosted the Italian Grand Prix since the inception of F1. A singular atmosphere with a dedicated following among the Italian “Tifosi”, Monza boasts some of the sport’s most famous turns, including Curva di Lesmo, and the Curva Parabolica, providing high speed thrills for both drivers and spectators.

FORMULA 1 PIRELLI GRAN PREMIO D'ITALIA 2024

RACE RESULTS

Pos	Driver	Team	Time / Retired	Grid
1	Charles Leclerc	Ferrari	1:14:40.727	4
2	Oscar Piastri	McLaren Mercedes	+2.664s	2
3	Lando Norris	McLaren Mercedes	+6.153s	1
4	Carlos Sainz	Ferrari	+15.621s	5
5	Lewis Hamilton	Mercedes	+22.820s	6
6	Max Verstappen	Red Bull Racing Honda RBPT	+37.932s	7
7	George Russell	Mercedes	+39.715s	3
8	Sergio Perez	Red Bull Racing Honda RBPT	+54.148s	8
9	Alexander Albon	Williams Mercedes	+67.456s	9
10	Kevin Magnussen	Haas Ferrari	+68.302s	13
11	Fernando Alonso	Aston Martin Aramco Mercedes	+68.495s	11
12	Franco Colapinto	Williams Mercedes	+81.308s	18
13	Daniel Ricciardo	RB Honda RBPT	+93.452s	12
14	Esteban Ocon	Alpine Renault	+1 lap	15
15	Pierre Gasly	Alpine Renault	+1 lap	14
16	Valtteri Bottas	Kick Sauber Ferrari	+1 lap	19
17	Nico Hulkenberg	Haas Ferrari	+1 lap	10
18	Zhou Guanyu	Kick Sauber Ferrari	+1 lap	20
19	Lance Stroll	Aston Martin Aramco Mercedes	+1 lap	17
NC	Yuki Tsunoda	AlphaTauri Honda RBPT	DNF	16

Pole position Lando Norris 1:19.327

Fastest lap Lando Norris 1:21.432

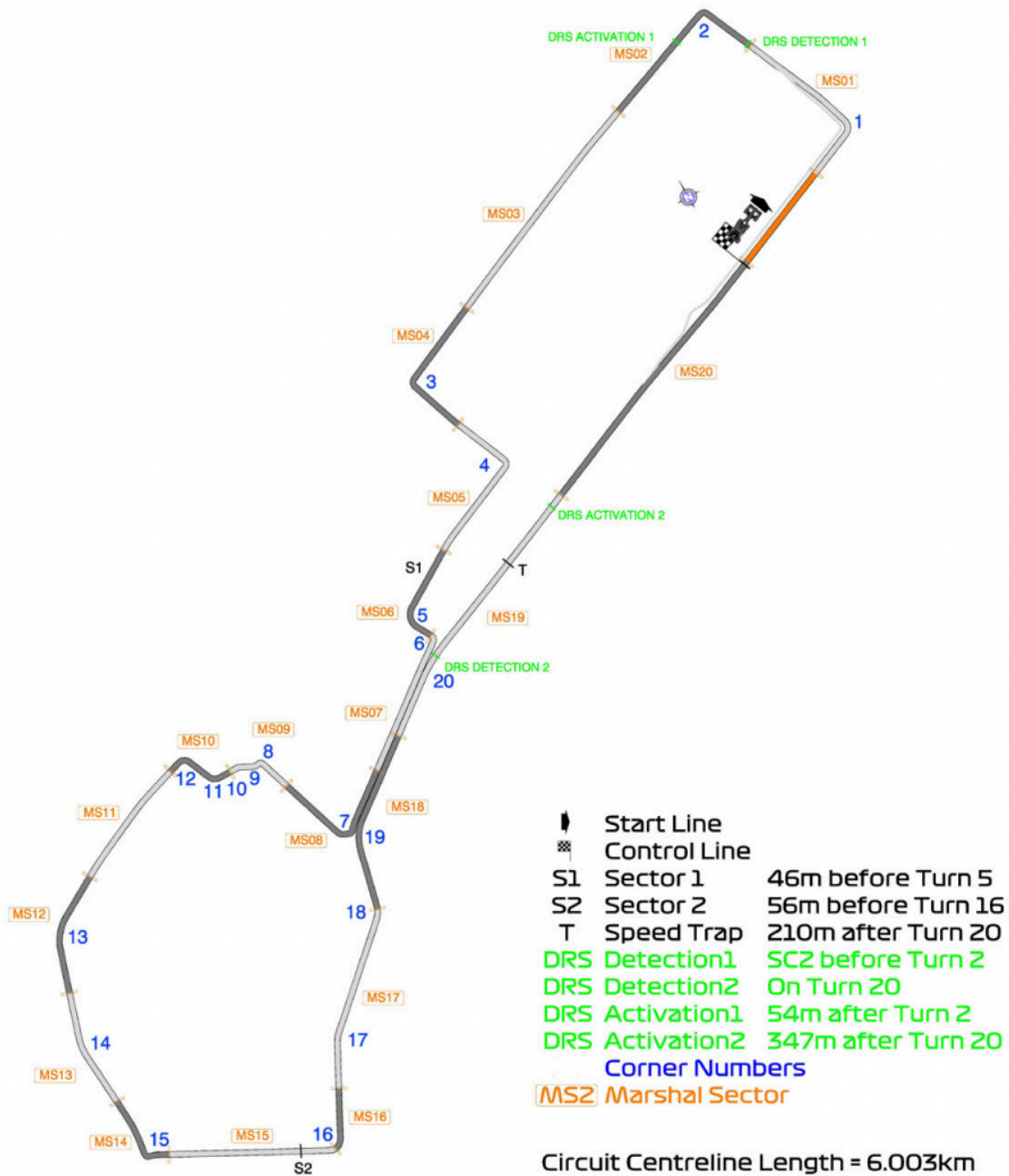
BAHRAIN GRAND PRIX
 2025

3. 2025 FIA FORMULA 1 WORLD CHAMPIONSHIP™

CIRCUIT CHARACTERISTICS

**FORMULA 1 QATAR AIRWAYS AZERBAIJAN GRAND PRIX 2025
 BAKU**

Date	19-21 Sep	Race distance	306.049 km
Circuit length	6.003 km	Number of laps	51



The six-kilometre, counter-clockwise layout of the circuit was designed by circuit architect Hermann Tilke. The circuit starts adjacent to Azadliq Square, then loop around Government House before heading west to Maiden Tower. Here, the track has a narrow uphill traversal and then circle the Old City before opening up onto a 2.2 km (1.4 mi) stretch along Neftchilar Avenue back to the start line.

FORMULA 1 QATAR AIRWAYS AZERBAIJAN GRAND PRIX 2024
RACE RESULTS

Pos	Driver	Team	Time / Retired	Grid
1	Oscar Piastri	McLaren Mercedes	1:32:58.007	2
2	Charles Leclerc	Ferrari	+10.910s	1
3	George Russell	Mercedes	+31.328s	5
4	Lando Norris	McLaren Mercedes	+36.143s	15
5	Max Verstappen	Red Bull Racing Honda RBPT	+77.098s	6
6	Fernando Alonso	Aston Martin Aramco Mercedes	+85.468s	7
7	Alexander Albon	Williams Mercedes	+87.396s	9
8	Franco Colapinto	Williams Mercedes	+89.541s	8
9	Lewis Hamilton	Mercedes	+92.401s	19
10	Oliver Bearman	Haas Ferrari	+93.127s	10
11	Nico Hulkenberg	Haas Ferrari	+93.456s	12
12	Pierre Gasly	Alpine Renault	+117.189s	18
13	Daniel Ricciardo	RB Honda RBPT	+146.907s	14
14	Zhou Guanyu	Kick Sauber Ferrari	+148.841s	17
15	Esteban Ocon	Alpine Renault	+1 lap	20
16	Valtteri Bottas	Kick Sauber Ferrari	+1 lap	16
17	Sergio Perez	Red Bull Racing Honda RBPT	DNF	4
18	Carlos Sainz	Ferrari	DNF	3
19	Lance Stroll	Aston Martin Aramco Mercedes	DNF	13
NC	Yuki Tsunoda	RB Honda RBPT	DNF	11

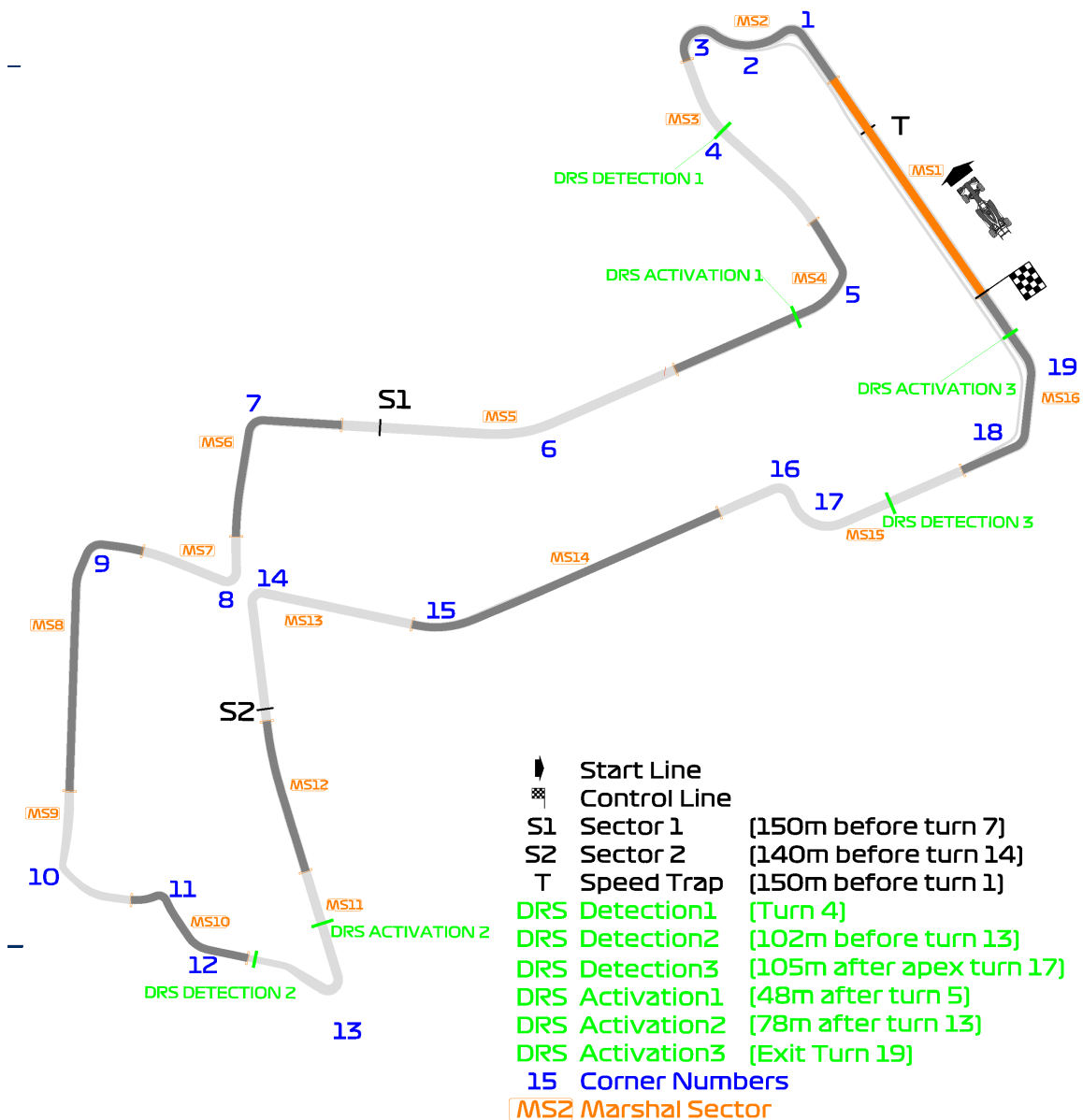
Pole position	Charles Leclerc	1:41.365
Fastest lap	Lando Norris	1:45.255

BAHRAIN GRAND PRIX
 2025

**3. 2025 FIA FORMULA 1 WORLD CHAMPIONSHIP™
 CIRCUIT CHARACTERISTICS**

**FORMULA 1 SINGAPORE AIRLINES SINGAPORE GRAND PRIX 2025
 MARINA BAY**

Date	3-5 Oct	Race distance	306.143 km
Circuit length	4.94 km	Number of laps	62



Circuit Centreline Length = 4.940km

The Marina Bay Street Circuit plays host to the Singapore Grand Prix – Formula One’s first-ever night race. Given its city setting, the circuit is popular with fans and teams for its easy access, allowing many of the drivers and engineers to simply walk from their hotels to the circuit. Drivers must negotiate tight racing lines, adjust to driving at night under a vast and sophisticated lighting system, and ensure their fitness to deal with the high levels of humidity.

FORMULA 1 SINGAPORE AIRLINES SINGAPORE GRAND PRIX 2024

RACE RESULTS

Pos	Driver	Team	Time / Retired	Grid
1	Lando Norris	McLaren Mercedes	1:40:52.571	1
2	Max Verstappen	Red Bull Racing Honda RBPT	+20.945s	2
3	Oscar Piastri	McLaren Mercedes	+41.823s	5
4	George Russell	Mercedes	+61.040s	4
5	Charles Leclerc	Ferrari	+62.430s	9
6	Lewis Hamilton	Mercedes	+85.248s	3
7	Carlos Sainz	Ferrari	+96.039s	10
8	Fernando Alonso	Aston Martin Aramco Mercedes	+1 lap	7
9	Nico Hulkenberg	Haas Ferrari	+1 lap	6
10	Sergio Perez	Red Bull Racing Honda RBPT	+1 lap	13
11	Franco Colapinto	Williams Mercedes	+1 lap	12
12	Yuki Tsunoda	RB Honda RBPT	+1 lap	8
13	Esteban Ocon	Alpine Renault	+1 lap	15
14	Lance Stroll	Aston Martin Aramco Mercedes	+1 lap	17
15	Zhou Guanyu	Kick Sauber Ferrari	+1 lap	20
16	Valtteri Bottas	Kick Sauber Ferrari	+1 lap	19
17	Pierre Gasly	Alpine Renault	+1 lap	18
18	Daniel Ricciardo	RB Honda RBPT	+1 lap	16
19	Kevin Magnussen	Haas Ferrari	DNF	14
20	Alexander Albon	Williams Mercedes	DNF	11

Pole position Lando Norris 1:29.525

Fastest lap Daniel Ricciardo 1:34.486

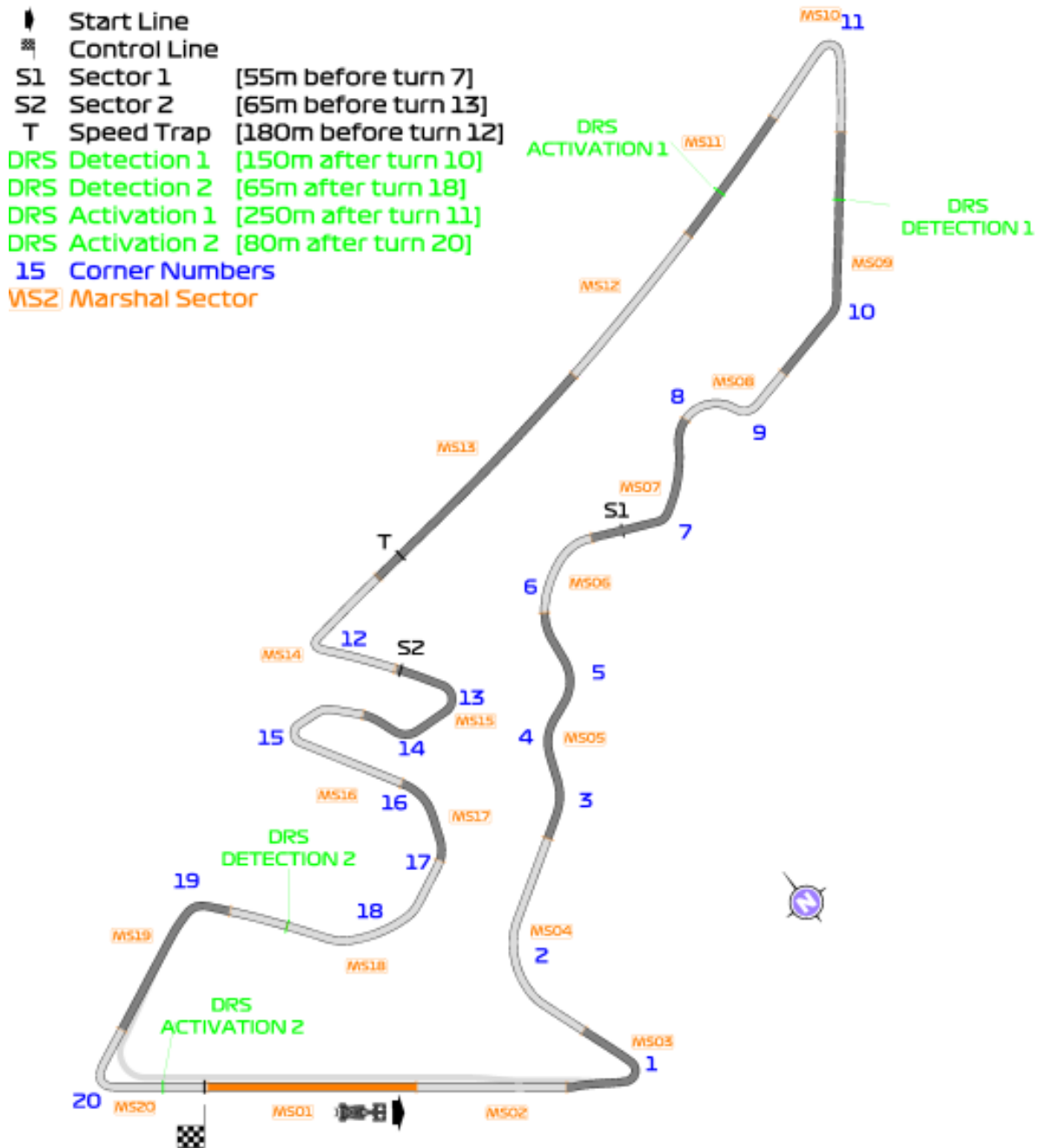
BAHRAIN GRAND PRIX
 2025

3. 2025 FIA FORMULA 1 WORLD CHAMPIONSHIP™

CIRCUIT CHARACTERISTICS

**FORMULA 1 MSC CRUISES UNITED STATES GRAND PRIX 2025
 AUSTIN**

Date	17-19 Oct	Race distance	308.405 km
Circuit length	5.513 km	Number of laps	56



Circuit Centreline Length = 5.513 km

In 2012, The United States Grand Prix returned to the F1 calendar at Austin, Texas – the first Grand Prix on U.S. soil since the 2007 race at the Indianapolis Motor Speedway. The track runs anticlockwise and features 20 corners, including sequences inspired by some of the world’s most celebrated circuits.

FORMULA 1 PIRELLI UNITED STATES GRAND PRIX 2024

RACE RESULTS

Pos	Driver	Team	Time / Retired	Grid
1	Charles Leclerc	Ferrari	1:35:09.639	4
2	Carlos Sainz	Ferrari	+8.562s	3
3	Max Verstappen	Red Bull Racing Honda RBPT	+19.412s	2
4	Lando Norris	McLaren Mercedes	+20.354s	1
5	Oscar Piastri	McLaren Mercedes	+21.921s	5
6	George Russell	Mercedes	+56.295s	20
7	Sergio Perez	Red Bull Racing Honda RBPT	+59.072s	9
8	Nico Hulkenberg	Haas Ferrari	+62.957s	11
9	Liam Lawson	RB Honda RBPT	+70.563s	19
10	Franco Colapinto	Williams Mercedes	+71.979s	15
11	Kevin Magnussen	Haas Ferrari	+79.782s	8
12	Pierre Gasly	Alpine Renault	+90.558s	6
13	Fernando Alonso	Aston Martin Aramco Mercedes	+1 lap	7
14	Yuki Tsunoda	RB Honda RBPT	+1 lap	10
15	Lance Stroll	Aston Martin Aramco Mercedes	+1 lap	13
16	Alexander Albon	Williams Mercedes	+1 lap	14
17	Valtteri Bottas	Kick Sauber Ferrari	+1 lap	16
18	Esteban Ocon	Alpine Renault	+1 lap	12
19	Zhou Guanyu	Kick Sauber Ferrari	+1 lap	18
NC	Lewis Hamilton	Mercedes	DNF	17

Pole position Lando Norris 1:32.330

Fastest lap Esteban Ocon 1:37.330

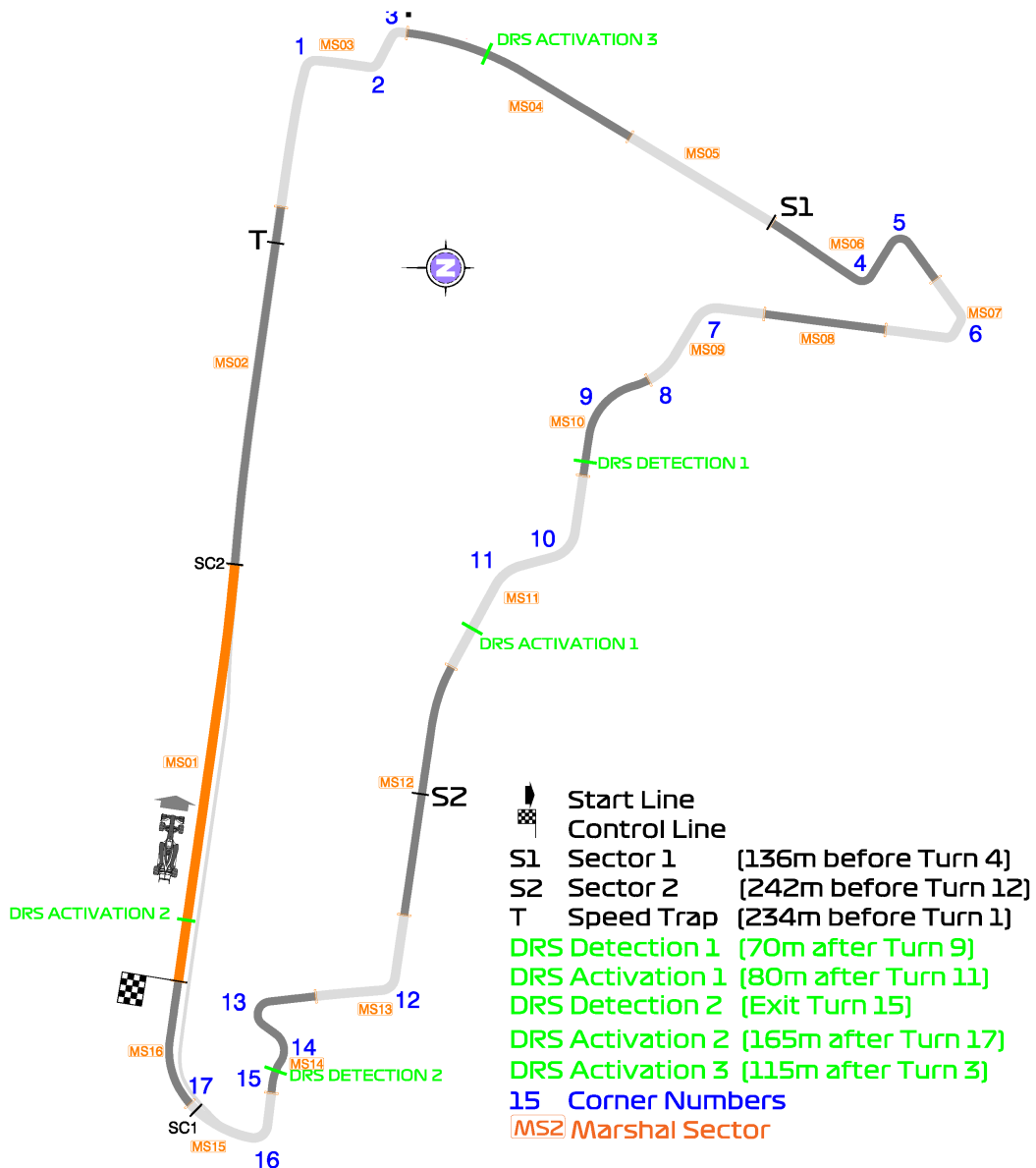
BAHRAIN GRAND PRIX
 2025

3. 2025 FIA FORMULA 1 WORLD CHAMPIONSHIP™

CIRCUIT CHARACTERISTICS

FORMULA 1 GRAN PREMIO DE LA CIUDAD DE MEXICO 2025
MEXICO CITY

Date	24-26 Oct	Race distance	305.354 km
Circuit length	4.304 km	Number of laps	71



Circuit Centreline Length = 4.304km

Returning to the F1 fold in in 2015, the Autodromo Hermanos Rodriguz circuit is situated in the centre of Mexico City, having not held a Formula One Grand Prix since 1992. The facility was comprehensively upgraded, while the entire track was resurfaced for the occasion and changes made to a number of corners including Peraltada. It has been a huge success since its return delivering three sold out races in succession and winning the FIA Best Promoter trophy in the process.

FORMULA 1 GRAN PREMIO DE LA CIUDAD DE MEXICO 2024
RACE RESULTS

Pos	Driver	Team	Time / Retired	Grid
1	Carlos Sainz	Ferrari	1:40:55.800	1
2	Lando Norris	McLaren Mercedes	+4.705s	3
3	Charles Leclerc	Ferrari	+34.387s	4
4	Lewis Hamilton	Mercedes	+44.780s	6
5	George Russell	Mercedes	+48.536s	5
6	Max Verstappen	Red Bull Racing Honda RBPT	+59.558s	2
7	Kevin Magnussen	Haas Ferrari	+63.642s	7
8	Oscar Piastri	McLaren Mercedes	+64.928s	17
9	Nico Hulkenberg	Haas Ferrari	+1 lap	10
10	Pierre Gasly	Alpine Renault	+1 lap	8
11	Lance Stroll	Aston Martin Aramco Mercedes	+1 lap	14
12	Franco Colapinto	Williams Mercedes	+1 lap	16
13	Esteban Ocon	Alpine Renault	+1 lap	20
14	Valtteri Bottas	Kick Sauber Ferrari	+1 lap	15
15	Zhou Guanyu	Kick Sauber Ferrari	+1 lap	19
16	Liam Lawson	RB Honda RBPT	+1 lap	12
17	Sergio Perez	Red Bull Racing Honda RBPT	+1 lap	18
NC	Fernando Alonso	Aston Martin Aramco Mercedes	DNF	13
NC	Alexander Albon	Williams Mercedes	DNF	9
NC	Yuki Tsunoda	RB Honda RBPT	DNF	11

Pole position Carlos Sainz 1:15.946

Fastest lap Charles Leclerc 1:18.336

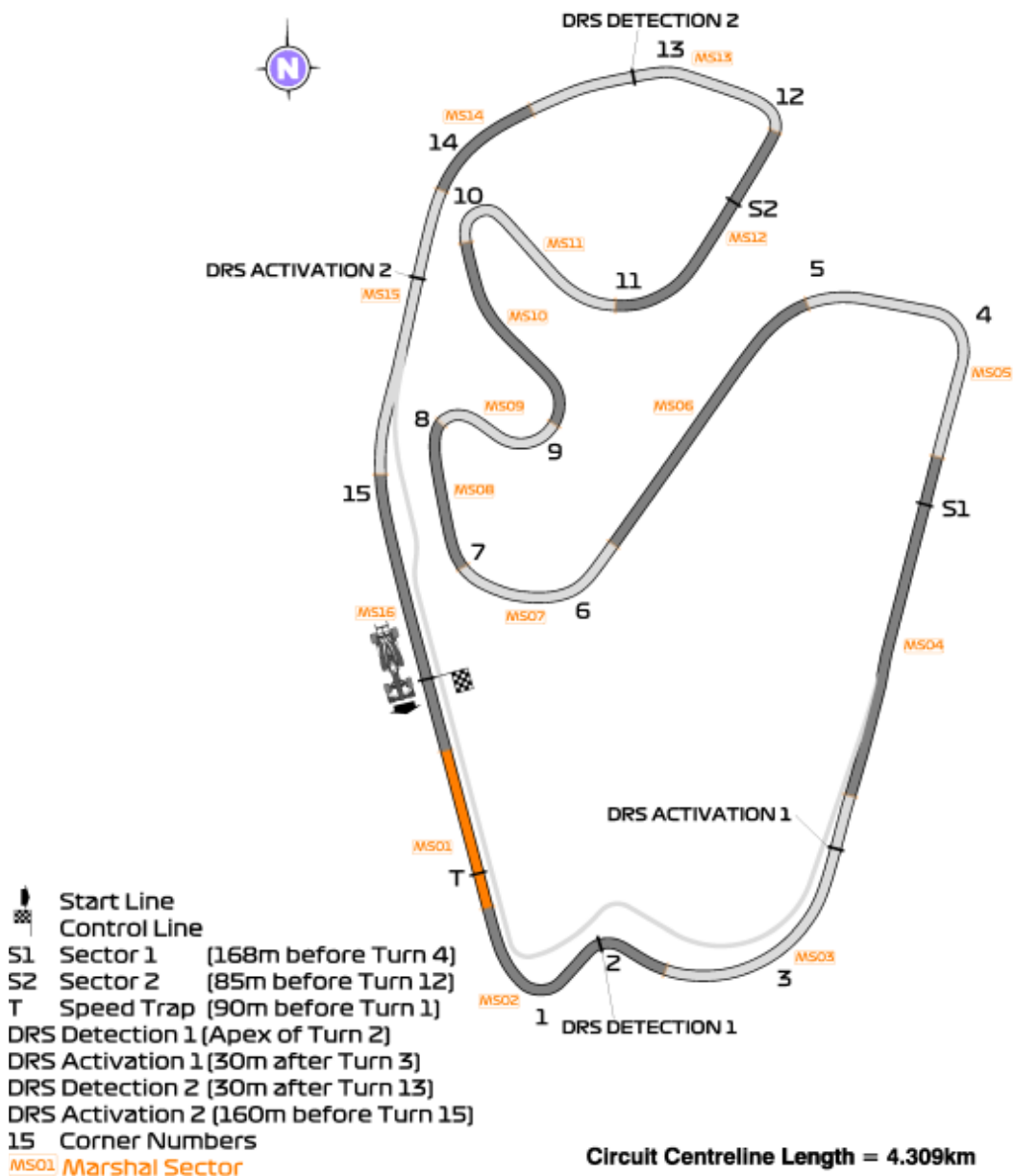
BAHRAIN GRAND PRIX
 2025

3. 2025 FIA FORMULA 1 WORLD CHAMPIONSHIP™

CIRCUIT CHARACTERISTICS

FORMULA 1 MSC CRUISES GRANDE PREMIO DE SAO PAULO 2025
SAO PAULO

Date	7-9 Nov	Race distance	305.879 km
Circuit length	4.309 km	Number of laps	71



Located in Sao Paulo, Interlagos includes the Autodromo Jose Carlos Pace racetrack, home to the Brazilian Grand Prix. The Interlagos circuit has played host to some of the most exciting and memorable races in recent Formula 1 history, including Lewis Hamilton winning the World Championship on the last lap of the 2008 race. It is regarded as one of the most challenging circuits in Grand prix racing.

FORMULA 1 LENOVO GRANDE PREMIO DE SAO PAULO 2024
RACE RESULTS

Pos	Driver	Team	Time / Retired	Grid
1	Max Verstappen	Red Bull Racing Honda RBPT	2:06:54.430	17
2	Esteban Ocon	Alpine Renault	+19.477s	4
3	Pierre Gasly	Alpine Renault	+22.532s	13
4	George Russell	Mercedes	+23.265s	2
5	Charles Leclerc	Ferrari	+30.177s	6
6	Lando Norris	McLaren Mercedes	+31.372s	1
7	Yuki Tsunoda	RB Honda RBPT	+42.056s	3
8	Oscar Piastri	McLaren Mercedes	+44.943s	8
9	Liam Lawson	RB Honda RBPT	+50.452s	5
10	Lewis Hamilton	Mercedes	+50.753s	14
11	Sergio Perez	Red Bull Racing Honda RBPT	+51.531s	12
12	Oliver Bearman	Haas Ferrari	+57.085s	15
13	Valtteri Bottas	Kick Sauber Ferrari	+63.588s	11
14	Fernando Alonso	Aston Martin Aramco Mercedes	+78.049s	9
15	Zhou Guanyu	Kick Sauber	+79.649s	19
NC	Carlos Sainz	Ferrari	DNF	20
NC	Franco Colapinto	Williams Mercedes	DNF	16
NC	Alexander Albon	Williams Mercedes	DNS	7
NC	Lance Stroll	Aston Martin Aramco Mercedes	DNS	10
NC	Nico Hulkenberg	Haas Ferrari	DSQ	18

Pole position Lando Norris 1:23.405

Fastest lap Max Verstappen 1:20.472

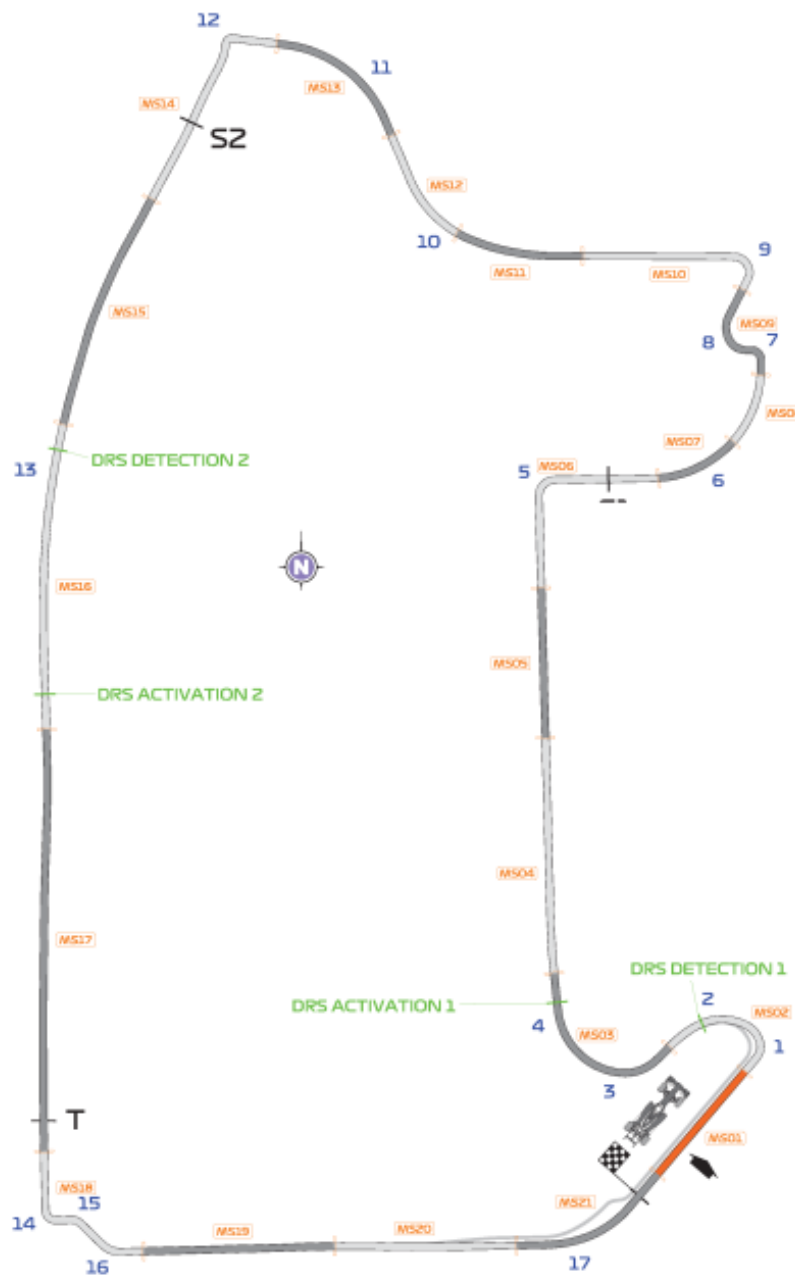
**BAHRAIN
 GRAND PRIX**
 2025

3. 2025 FIA FORMULA 1 WORLD CHAMPIONSHIP™

CIRCUIT CHARACTERISTICS

**FORMULA 1 HEINEKEN LAS VEGAS GRAND PRIX 2025
 LAS VEGAS**

Date	20-22 Nov	Race distance	309.958 km
Circuit length	6.201 km	Number of laps	50



F1 previously raced in Las Vegas in the early 1980s on a temporary track next to the Caesars Palace hotel, but the sport’s return in 2023 saw drivers tackle an all-new circuit encompassing the very best the City of Lights has to offer – including the famous Strip. Located in the heart of downtown Las Vegas, the 6.201km street circuit winds its way past iconic locations like the aforementioned Caesars Palace, the Bellagio and the Venetian.

FORMULA 1 HEINEKEN SILVER LAS VEGAS GRAND PRIX 2024

RACE RESULTS

Pos	Driver	Team	Time / Retired	Grid
1	George Russell	Mercedes	1:22:05.969	1
2	Lewis Hamilton	Mercedes	+7.313s	10
3	Carlos Sainz	Ferrari	+11.906s	2
4	Charles Leclerc	Ferrari	+14.283s	4
5	Max Verstappen	Red Bull Racing Honda RBPT	+16.582s	5
6	Lando Norris	McLaren Mercedes	+43.385s	6
7	Oscar Piastri	McLaren Mercedes	+51.365s	8
8	Nico Hulkenberg	Haas Ferrari	+59.808s	9
9	Yuki Tsunoda	RB Honda RBPT	+62.808s	7
10	Sergio Perez	Red Bull Racing Honda RBPT	+63.114s	15
11	Fernando Alonso	Aston Martin Aramco Mercedes	+69.195s	16
12	Kevin Magnussen	Haas Ferrari	+69.803s	12
13	Zhou Guanyu	Kick Sauber Ferrari	+74.085s	13
14	Franco Colapinto	Williams Mercedes	+75.172s	20
15	Lance Stroll	Aston Martin Aramco Mercedes	+84.102s	18
16	Liam Lawson	RB Honda RBPT	+91.005s	14
17	Esteban Ocon	Alpine Renault	+1 lap	11
18	Valtteri Bottas	Kick Sauber Ferrari	+1 lap	19
NC	Alexander Albon	Williams Mercedes	DNF	17
NC	Pierre Gasly	Alpine Renault	DNF	3

Pole position	George Russell	1:32.312
Fastest lap	Lando Norris	1:34.876

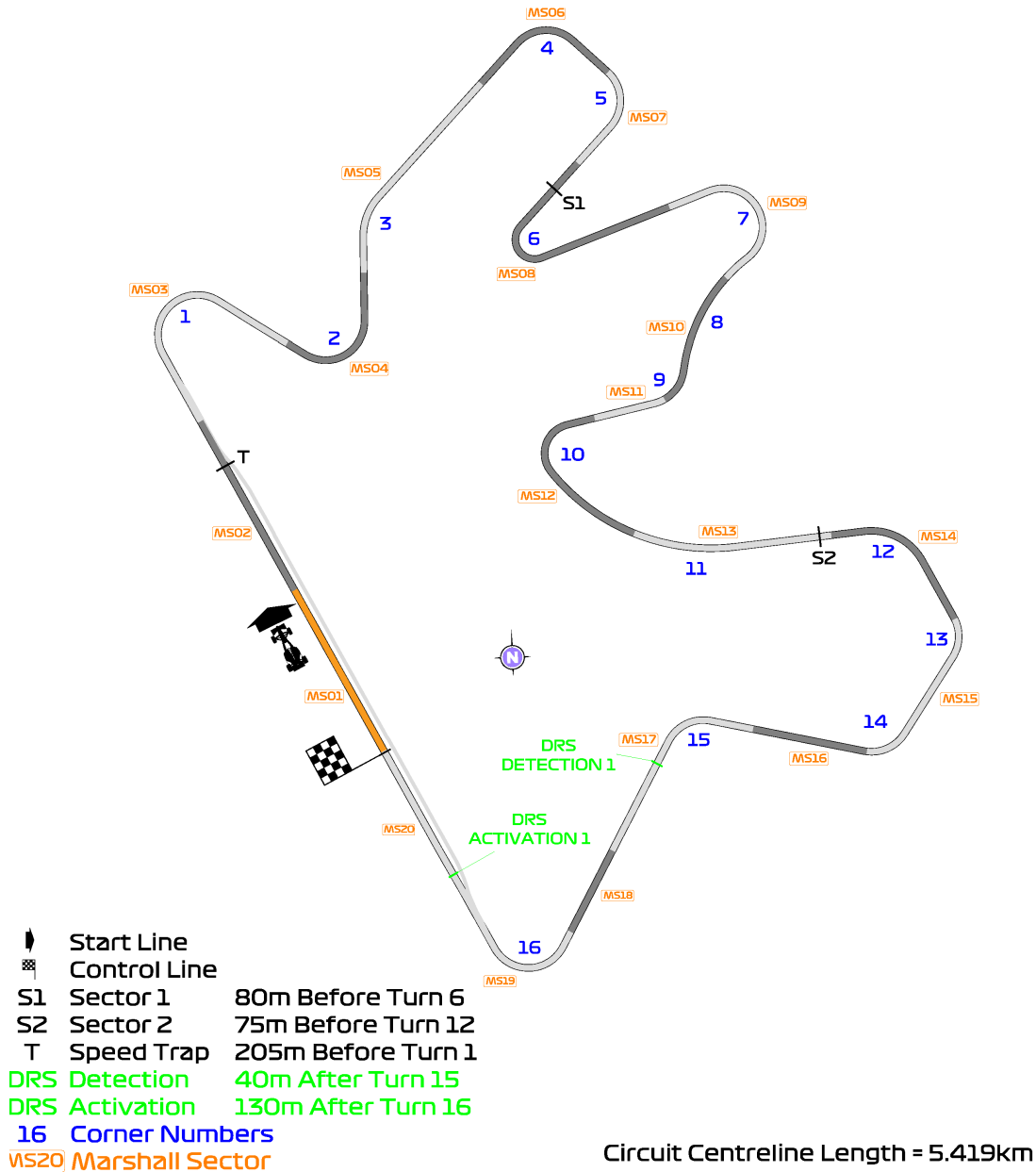
BAHRAIN GRAND PRIX
 2025

3. 2025 FIA FORMULA 1 WORLD CHAMPIONSHIP™

CIRCUIT CHARACTERISTICS

**FORMULA 1 QATAR AIRWAYS QATAR GRAND PRIX 2025
 LUSAIL**

Date	28-30 Nov	Race distance	308.611 km
Circuit length	5.419 km	Number of laps	57



Lusail International Circuit, located on the outskirts of the capital city of Doha, was built in preparation for hosting Qatar’s first ever MotoGP event in 2004, with the circuit completed in just over a year. 2021 marked the first time Qatar had ever hosted the FIA Formula One World Championship – with the country signing an additional 10-year deal to host the sport from 2023. Designed primarily with motorcycle racing in mind, the 5.419-kilometre track is fast and flowing, where medium- and high-speed corners predominate. Over one kilometre of the track’s total length is made up of the main straight, which provides plenty of overtaking opportunities into Turn 1.

FORMULA 1 QATAR AIRWAYS QATAR GRAND PRIX 2024

RACE RESULTS

Pos	Driver	Team	Time / Retired	Grid
1	Max Verstappen	Red Bull Racing Honda RBPT	1:31:05.323	2
2	Charles Leclerc	Ferrari	+6.031s	5
3	Oscar Piastri	McLaren Mercedes	+6.819s	4
4	George Russell	Mercedes	+14.104s	1
5	Pierre Gasly	Alpine Renault	+16.782s	11
6	Carlos Sainz	Ferrari	+17.476s	7
7	Fernando Alonso	Aston Martin Aramco Mercedes	+19.867s	8
8	Zhou Guanyu	Kick Sauber Ferrari	+25.360s	12
9	Kevin Magnussen	Haas Ferrari	+32.177s	10
10	Lando Norris	McLaren Mercedes	+35.762s	3
11	Valtteri Bottas	Kick Sauber Ferrari	+50.243s	13
12	Lewis Hamilton	Mercedes	+56.122s	6
13	Yuki Tsunoda	RB Honda RBPT	+61.100s	14
14	Liam Lawson	RB Honda RBPT	+62.656s	17
15	Alexander Albon	Williams Mercedes	+1 lap	16
NC	Nico Hulkenberg	Haas Ferrari	DNF	18
NC	Sergio Perez	Red Bull Racing Honda RBPT	DNF	9
NC	Lance Stroll	Aston Martin Aramco Mercedes	DNF	15
NC	Franco Colapinto	Williams Mercedes	DNF	19
NC	Esteban Ocon	Alpine Renault	DNF	20

Pole position George Russell 1:20.575

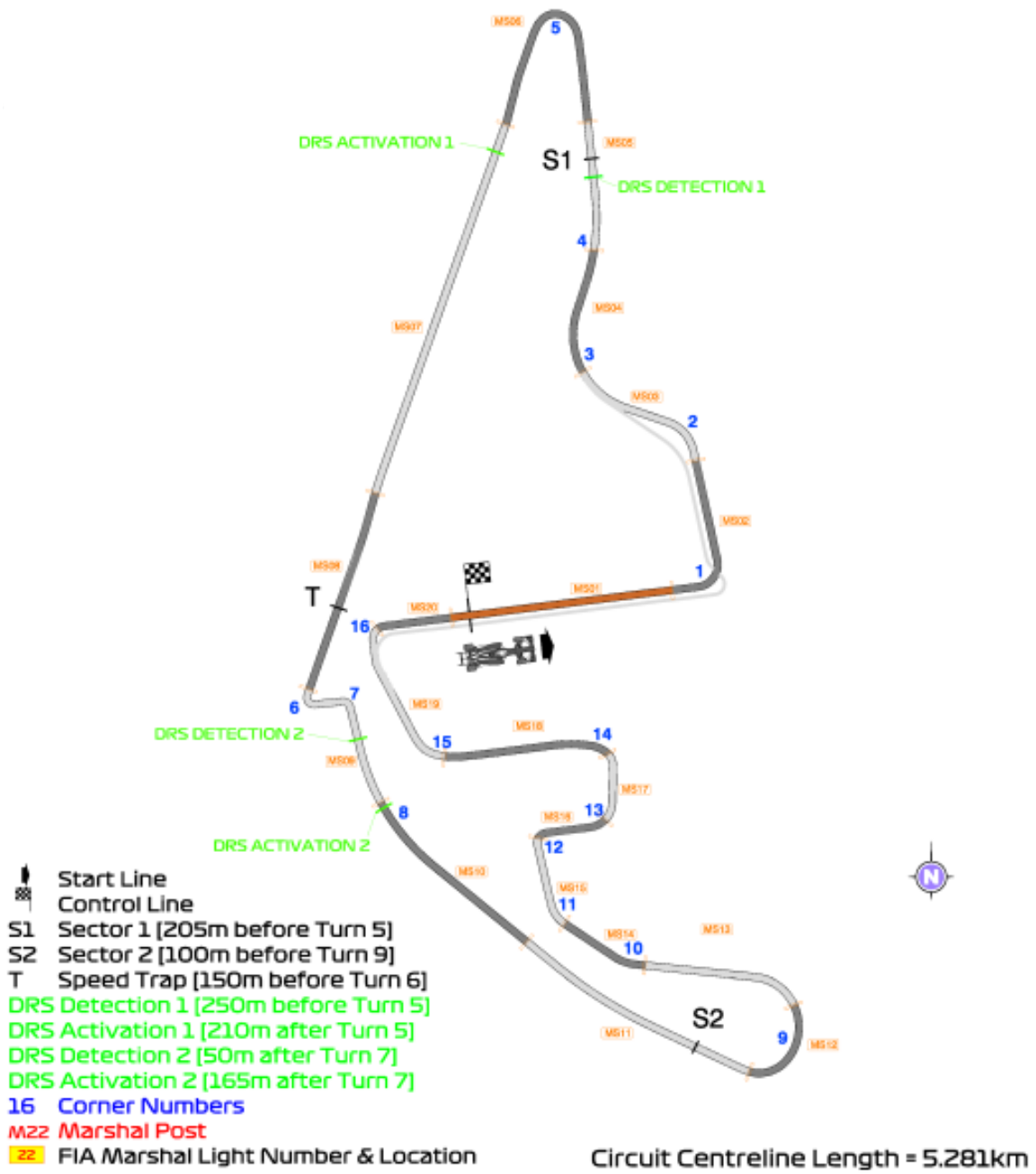
Fastest lap Lando Norris 1:22.384

BAHRAIN GRAND PRIX
 2025

**3. 2025 FIA FORMULA 1 WORLD CHAMPIONSHIP™
 CIRCUIT CHARACTERISTICS**

**FORMULA 1 ETIHAD AIRWAYS ABU DHABI GRAND PRIX 2025
 YAS MARINA**

Date	5-7 Dec	Race distance	306.183 km
Circuit length	5.281 km	Number of laps	58



The Abu Dhabi Grand Prix located on Yas Island was Formula 1's first-ever day-night race, with a local start time of 17:00. Floodlights are activated from the start of the race to provide a transition into the evening. It has been the final race of the calendar for the past 10 seasons.

FORMULA 1 ETIHAD AIRWAYS ABU DHABI GRAND PRIX 2024
RACE RESULTS

Pos	Driver	Team	Time / Retired	Grid
1	Lando Norris	McLaren Mercedes	1:26:33.291	1
2	Carlos Sainz	Ferrari	+5.832s	3
3	Charles Leclerc	Ferrari	+31.928s	19
4	Lewis Hamilton	Mercedes	+36.483s	16
5	George Russell	Mercedes	+37.538s	6
6	Max Verstappen	Red Bull Racing Honda RBPT	+49.847s	4
7	Pierre Gasly	Alpine Renault	+72.560s	5
8	Nico Hulkenberg	Haas Ferrari	+75.554s	7
9	Fernando Alonso	Aston Martin Aramco Mercedes	+82.373s	8
10	Oscar Piastri	McLaren Mercedes	+83.821s	2
11	Alexander Albon	Williams Mercedes	+1 lap	18
12	Yuki Tsunoda	RB Honda RBPT	+1 lap	11
13	Zhou Guanyu	Kick Sauber Ferrari	+1 lap	15
14	Lance Stroll	Aston Martin Aramco Mercedes	+1 lap	13
15	Jack Doohan	Alpine Renault	+1 lap	17
16	Kevin Magnussen	Haas Ferrari	+1 lap	14
17	Liam Lawson	RB Honda RBPT	DNF	12
NC	Valtteri Bottas	Kick Sauber Ferrari	DNF	9
NC	Franco Colapinto	Williams Mercedes	DNF	20
NC	Sergio Perez	Red Bull Racing Honda RBPT	DNF	10
Pole position		Lando Norris	1:22.595	
Fastest lap		Kevin Magnussen	1:25.637	

BAHRAIN GRAND PRIX 2025

4. 2025 FIA FORMULA 1 WORLD CHAMPIONSHIP™ – TEAM INFORMATION

MCLAREN F1 TEAM



Headquarters	McLaren Technology Centre Chertsey Road Woking, Surrey GU21 4YH, England	Telephone	+44 (0) 1483261900
		Fax	+44 (0) 1483261902
		Website	www.mclaren.com
Team Chief	Andrea Stella	Technical Chief	Peter Prodromou/Neil Houldey

Media Contacts

Steve Atkins
Chief Communications Officer
steve.atkins@mclaren.com, 0044 7590 771849

Sophie Ogg
Director of F1 Communications
sophie.ogg@mclaren.com, 0044 7787 250393

Formula 1 Debut	1966	Chassis	MCL39
Constructors' Titles	9	Power Unit	Mercedes
GP Wins	191		
Fastest Laps	174		
Pole Positions	166		

OSCAR PIASTRI 81



Date of Birth	06/04/2001
Formula 1 Debut	2023
GP Starts	49
GP Wins	3
Pole Positions	1
Podiums	12
F1 Titles	0
Total F1 Points	389

LANDO NORRIS 4



Date of Birth	13/11/1999
Formula 1 Debut	2019
GP Starts	131
GP Wins	5
Pole Positions	10
Podiums	29
F1 Titles	0
Total F1 Points	1007

**BAHRAIN
 GRAND PRIX**
 2025

SCUDERIA FERRARI HP



Headquarters	Ferrari S.p.A. Via Ascari 55-57 41053 Maranello Italy	Telephone	+39 536 949 111
		Fax	+39 536 949 049
		Website	www.ferrari.com www.ferrari.com/en-
EN/formula1			
Team Chief	Frederic Vasseur	Technical Chief	Loic Serra/Enrico Gualtieri

Media Contact:

Silvia Hoffer Frangipane
 Head of Scuderia Ferrari Communications
 silvia.hoffer@ferrari.com, +39 349 5862873

Davide Marchi
 PR and Content Manager
 davide.marchi@ferrari.com, +39 3346591691

Formula 1 Debut	1950	Chassis	SF-25
Constructors' Titles	16	Power Unit	Ferrari
GP Wins	249		
Fastest Laps	263		
Pole Positions	253		

LEWIS HAMILTON
 44



Date of Birth	07/01/1985
Formula 1 Debut	2007
GP Starts	359
GP Wins	105
Pole Positions	104
Podiums	202
F1 Titles	7
Total F1 Points	4877.5

CHARLES LECLERC
 16



Date of Birth	16/10/1997
Formula 1 Debut	2018
GP Starts	150
GP Wins	8
Pole Positions	26
Podiums	43
F1 Titles	0
Total F1 Points	1450

**BAHRAIN
 GRAND PRIX
 2025**

ORACLE RED BULL RACING



Headquarters	Bradbourne Drive Tilbrook Milton Keynes MK7 8BJ, England	Telephone	+44 (0)1908 279700
		Fax	+44 (0)1908 279810
		Website	www.redbullracing.com
Team Chief	Christian Horner	Technical Chief	Pierre Wache

Media Contact:

Kelly Brittain
 Director of Brand & Communications
 kelly.brittain@redbullracing.com, +44 (0) 7732 800 629


Paul Smith
 Head of Communications
 Paul.Smith@redbullracing.com, +44 (0) 7873 700268

Formula 1 Debut	1997	Chassis	RB21
Constructors' Titles	6	Power Unit	Honda RBPT
GP Wins	123		
Fastest Laps	99		
Pole Positions	104		

MAX VERSTAPPEN
1



YUKI TSUNODA
22



Date of Birth	30/09/1997
Formula 1 Debut	2015
GP Starts	212
GP Wins	64
Pole Positions	41
Podiums	114
F1 Titles	4
Total F1 Points	3084.5

Date of Birth	11/02/2002
Formula 1 Debut	2021
GP Starts	90
GP Wins	0
Pole Positions	0
Podiums	0
F1 Titles	0
Total F1 Points	94

**BAHRAIN
 GRAND PRIX
 2025**

MERCEDES-AMG PETRONAS F1 TEAM



Headquarters (0)1280 844 000	Operations Centre Brackley NN13 7BD, UK	Phone Fax	+44 +44 (0) 1280 844 001
Team Chief	Toto Wolff	Technical Chief	James Allison

Media Contacts:

Bradley Lord
 Head of Motorsport Communications
 blord@mercedesamgf1.com, 0044 7785 682 893 / 0044 1280 844 484

Rosa Herrero Venegas
 Senior Public Relations Manager
 rherrerovenegas@mercedesamgf1.com, 0044 7469 353 191

Formula 1 Debut	1970	Chassis	F1 W16
Constructors' Titles	8	Power Unit	Mercedes
GP Wins	120		
Fastest Laps	101		
Pole Positions	133		

**ANDREA
 KIMI ANTONELLI**
 12



GEORGE RUSSELL
 63



Date of Birth	25/08/2006
Formula 1 Debut	2025
GP Starts	3
GP Wins	0
Pole Positions	0
Podiums	0
F1 Titles	0
Total F1 Points	22

Date of Birth	15/02/1998
Formula 1 Debut	2019
GP Starts	131
GP Wins	3
Pole Positions	5
Podiums	17
F1 Titles	0
Total F1 Points	759

**BAHRAIN
 GRAND PRIX
 2025**

ASTON MARTIN ARAMCO F1 TEAM



aramco

FORMULA ONE™ TEAM

Headquarters	Dadford Road Silverstone NN12 8TJ England	Telephone	+44 (0)1327 850 800
		Fax	+44 (0)1327 857 993
		Website	www.astonmartinf1.com
Team Chief	Andy Cowell	Technical Chief	Enrico Cardile

Media Contacts

Adrian Atkinson
 Director of Communications
 Adrian.Atkinson@astonmartinf1.com, +44 7818 562967

Will Hings
 Head of Media & Communications
 Will.Hings@astonmartinf1.com, +44 7734 202020

Formula 1 Debut	2018	Chassis	AMR25
Constructors' Titles	0	Motor	Mercedes
GP Wins	1		
Fastest Laps	3		
Pole Positions	1		

FERNANDO ALONSO
 14



LANCE STROLL
 18



Date of Birth	29/07/1981
Formula 1 Debut	2001
GP Starts	407
GP Wins	32
Pole Positions	22
Podiums	106
F1 Titles	2
Total F1 Points	2337

Date of Birth	29/10/1998
Formula 1 Debut	2017
GP Starts	169
GP Wins	0
Pole Positions	1
Podiums	3
F1 Titles	0
Total F1 Points	302

BAHRAIN GRAND PRIX

2025



BWT ALPINE F1 TEAM

Headquarters	Whiteways Technical Centre Enstone OX7 4EE, England	Telephone	+44 (0)1608 678 000
		Fax	+44 (0)1608 678 609
		Website	www.alpincars.com

Team Chief	Oliver Oakes	Technical Chief	David Sanchez
-------------------	--------------	------------------------	---------------

Media Contacts

Mario Almeida
Director of communications Alpine F1 Team
mario.almeida@uk.alpineracing.com, +44 7423 483430

James Lloyd
Press Officer
james.lloyd@uk.alpineracing.com, 0044 7827 879601

Formula 1 Debut	1986	Chassis	A525
Constructors' Titles	2	Power Unit	Renault
GP Wins	21		
Fastest Laps	16		
Pole Positions	20		

PIERRE GASLY
10



JACK DOOHAN
7



Date of Birth	07/02/1996
Formula 1 Debut	2017
GP Starts	156
GP Wins	1
Pole Positions	0
Podiums	5
F1 Titles	0
Total F1 Points	436

Date of Birth	20/01/2003
Formula 1 Debut	2024
GP Starts	4
GP Wins	0
Pole Positions	0
Podiums	0
F1 Titles	0
Total F1 Points	0

**BAHRAIN
GRAND PRIX**
2025

MONEYGRAM HAAS F1 TEAM



Headquarters	UK/Haas F1 Team Overthorpe Road Banbury OX16 4PN	Telephone	+ 44 (0)1295 262455
		Website	www.haasf1team.com
Team Chief	Ayao Komatsu	Technical Chief	Andrea De Zordo

Media Contacts

Stuart Morrison
Head of Communications
smorrison@haasf1team.com, +44 7779 773466

Jessica Borrell
Senior Communications Manager
jborrell@haasf1team.com, +44 7851 332967

Formula 1 Debut	2016	Chassis	VF-24
Constructors' Titles	0	Motor	Ferrari
GP Wins	0		
Fastest Laps	2		
Pole Positions	1		

ESTEBAN OCON
31



OLIVER BEARMAN
87



Date of Birth	17/09/1996
Formula 1 Debut	2016
GP Starts	159
GP Wins	1
Pole Positions	0
Podiums	4
F1 Titles	0
Total F1 Points	455

Date of Birth	08/05/2005
Formula 1 Debut	2024
GP Starts	6
GP Wins	0
Pole Positions	0
Podiums	0
F1 Titles	0
Total F1 Points	12

**BAHRAIN
 GRAND PRIX**
 2025



VISA CASH APP RACING BULLS F1 TEAM

Headquarters	Via Boaria, 229 48018 Faenza RA Italy	Telephone	+39 (0)546 696 111
		Fax	+39 (0)546 620 998
		Website	www.scuderiaalphatauri.com
Team Chief	Laurent Mekies	Technical Director	Jody Egginton

Media Contacts

Fabiana Valenti
 Head of Communications and Digital
 fabiana.valenti@scuderiaalphatauri.com, 0039 335 711 3694 / 0039 0546 696 111

Jana Gattereder
 Press Officer
 jana.gattereder@scuderiaalphatauri.com, 0039 366 658 9844 / 0039 0546 696 111

Formula 1 Debut	1985	Chassis	VCARB 02
Constructors' Titles	0	Power Unit	Honda RBPT
GP Wins	2		
Fastest Laps	3		
Pole Positions	1		

LIAM LAWSON
 30



ISACK HADJAR
 6



Date of Birth	11/02/2002
Formula 1 Debut	2023
GP Starts	14
GP Wins	0
Pole Positions	0
Podiums	0
F1 Titles	0
Total F1 Points	6

Date of Birth	28/09/2004
Formula 1 Debut	2025
GP Starts	3
GP Wins	0
Pole Positions	0
Podiums	0
F1 Titles	0
Total F1 Points	4

ATLASSIAN WILLIAMS RACING



Headquarters	Grove, Wantage Oxfordshire OX12 0DQ England	Telephone	+44 (0)1235 777 700
		Fax	+44 (0)1235 777 960
		Website	www.williamsf1.com
Team Chief	James Vowles	Technical Chief	Pat Fry

Media Contacts

Craig Woodhouse
Head of Communications
craig.woodhouse@williamsf1.com, 0044 7485 988562

Rebecca Banks
F1 Media Communications
rebecca.banks@williamsf1.com, 0044 7736 675123

Formula 1 Debut	1978	Chassis	FW47
Constructors' Titles	9	Power Unit	Mercedes
GP Wins	114		
Fastest Laps	133		
Pole Positions	128		

CARLOS SAINZ
55



ALEXANDER ALBON
23



Date of Birth	01/09/1994
Formula 1 Debut	2015
GP Starts	209
GP Wins	4
Pole Positions	6
Podiums	27
F1 Titles	0
Total F1 Points	1273.5

Date of Birth	23/03/1996
Formula 1 Debut	2019
GP Starts	107
GP Wins	0
Pole Positions	0
Podiums	2
F1 Titles	0
Total F1 Points	258

**BAHRAIN
 GRAND PRIX**
 2025



STAKE F1 TEAM KICK SAUBER

Headquarters	Wildbachstrasse 9 8340 Hinwil Switzerland	Telephone	+41 44 973 9000
		Fax	+44 44 973 9001
		Website	www.sauber-group.com
Team Chief	Mattia Binotto	Technical Director	James Key

Media Contacts

press@sauber-group.com

Will Ponissi
 Senior Communications Manager
 william.ponissi@sauber-group.com, +41 79 591 57 85

Formula 1 Debut	1993	Chassis	C45
Constructors' Titles	0	Power Unit	Ferrari
GP Wins	1		
Fastest Laps	7		
Pole Positions	1		

NICO HULKENBERG
 27



GABRIEL BORTOLETO
 5



Date of Birth	19/08/1987
Formula 1 Debut	2010
GP Starts	230
GP Wins	0
Pole Positions	1
Podiums	0
F1 Titles	0
Total F1 Points	577

Date of Birth	14/10/2004
Formula 1 Debut	2025
GP Starts	3
GP Wins	0
Pole Positions	0
Podiums	0
F1 Titles	0
Total F1 Points	0

5. 2024 FIA FORMULA 1 WORLD CHAMPIONSHIP™ - STATISTICAL DATA

2024 POLE POSITION/WINNER/FASTEST LAP

GP	POLE POSITION	WINNER	FASTEST LAP
Bahrain	Max Verstappen	Max Verstappen	Max Verstappen
Saudi Arabia	Max Verstappen	Max Verstappen	Charles Leclerc
Australia	Max Verstappen	Carlos Sainz	Charles Leclerc
Japan	Max Verstappen	Max Verstappen	Max Verstappen
China	Max Verstappen	Max Verstappen	Fernando Alonso
Miami	Max Verstappen	Lando Norris	Oscar Piastri
Imola	Max Verstappen	Max Verstappen	George Russell
Monaco	Charles Leclerc	Charles Leclerc	Lewis Hamilton
Canada	George Russell	Max Verstappen	Lewis Hamilton
Spain	Lando Norris	Max Verstappen	Lando Norris
Austria	Max Verstappen	George Russell	Fernando Alonso
Great Britain	George Russell	Lewis Hamilton	Carlos Sainz
Hungary	Lando Norris	Oscar Piastri	George Russell
Belgium	Charles Leclerc	Lewis Hamilton	Sergio Perez
Netherlands	Lando Norris	Lando Norris	Lando Norris
Italy	Lando Norris	Charles Leclerc	Lando Norris
Azerbaijan	Charles Leclerc	Oscar Piastri	Lando Norris
Singapore	Lando Norris	Lando Norris	Daniel Ricciardo
USA	Lando Norris	Charles Leclerc	Esteban Ocon
Mexico	Carlos Sainz	Carlos Sainz	Charles Leclerc
Brazil	Lando Norris	Max Verstappen	Max Verstappen
Las Vegas	George Russell	George Russell	Lando Norris
Qatar	George Russell	Max Verstappen	Lando Norris
UAE	Lando Norris	Lando Norris	Kevin Magnussen

5. 2024 FIA FORMULA 1 WORLD CHAMPIONSHIP™ - STATISTICAL DATA CONT...

CONSTRUCTORS' CHAMPIONSHIP STANDINGS

TEAM	POINTS
McLaren Mercedes	666
Ferrari	652
Red Bull Racing Honda RBPT	589
Mercedes	468
Aston Martin Aramco Mercedes	94
Alpine Renault	65
Haas Ferrari	58
RB Honda RBPT	46
Williams Mercedes	17
Kick Sauber Ferrari	4

5. 2024 FIA FORMULA 1 WORLD CHAMPIONSHIP™ - STATISTICAL DATA CONT...

DRIVERS' CHAMPIONSHIP STANDINGS

DRIVER	POINTS
Max Verstappen	437
Lando Norris	374
Charles Leclerc	356
Oscar Piastri	292
Carlos Sainz	290
George Russell	245
Lewis Hamilton	223
Sergio Perez	152
Fernando Alonso	70
Pierre Gasly	42
Nico Hulkenberg	41
Yuki Tsunoda	30
Lance Stroll	24
Esteban Ocon	23
Kevin Magnussen	16
Alexander Albon	12
Daniel Ricciardo	12
Oliver Bearman	7
Franco Colapinto	5
Zhou Guanyu	4
Liam Lawson	4
Valtteri Bottas	0
Logan Sargeant	0
Jack Doohan	0

5. 2024 FIA FORMULA 1 WORLD CHAMPIONSHIP™ - STATISTICAL DATA CONT...

BAHRAIN GRAND PRIX DRIVER HISTORY

PREVIOUS WINNERS/POLES/FASTEST LAPS 2004-2024

Year	Winner	Pole	Fastest Lap
2024	Max Verstappen	Max Verstappen	Max Verstappen
2023	Max Verstappen	Max Verstappen	Zhou Guanyu
2022	Charles Leclerc	Charles Leclerc	Charles Leclerc
2021	Lewis Hamilton	Max Verstappen	Valtteri Bottas
2020	Lewis Hamilton	Lewis Hamilton	Max Verstappen
2019	Lewis Hamilton	Charles Leclerc	Charles Leclerc
2018	Sebastian Vettel	Sebastian Vettel	Valtteri Bottas
2017	Sebastian Vettel	Valtteri Bottas	Lewis Hamilton
2016	Nico Rosberg	Lewis Hamilton	Nico Rosberg
2015	Lewis Hamilton	Lewis Hamilton	Kimi Räikkönen
2014	Lewis Hamilton	Nico Rosberg	Nico Rosberg
2013	Sebastian Vettel	Nico Rosberg	Sebastian Vettel
2012	Sebastian Vettel	Sebastian Vettel	Sebastian Vettel
2011	N/A	N/A	N/A
2010	Fernando Alonso	Sebastian Vettel	Fernando Alonso
2009	Jenson Button	Jarno Trulli	Jarno Trulli
2008	Felipe Massa	Robert Kubica	Heikki Kovalainen
2007	Felipe Massa	Felipe Massa	Felipe Massa
2006	Fernando Alonso	Michael Schumacher	Nico Rosberg
2005	Fernando Alonso	Fernando Alonso	Pedro de la Rosa
2004	Michael Schumacher	Michael Schumacher	Michael Schumacher

5. 2024 FIA FORMULA 1 WORLD CHAMPIONSHIP™ - STATISTICAL DATA CONT...

FORMULA 1 GULF AIR BAHRAIN GRAND PRIX 2024 - DRIVER RESULTS

RESULTS

Pos	Driver	Team	Time / Retired	Grid
1	Max Verstappen	Red Bull Racing Honda RBPT	1:31:44.742	1
2	Sergio Perez	Red Bull Racing Honda RBPT	+22.457s	5
3	Carlos Sainz	Ferrari	+25.110s	4
4	Charles Leclerc	Ferrari	+39.669s	2
5	George Russell	Mercedes	+46.788s	3
6	Lando Norris	McLaren Mercedes	+48.458s	7
7	Lewis Hamilton	Mercedes	+50.324s	9
8	Oscar Piastri	McLaren Mercedes	+56.082s	8
9	Fernando Alonso	Aston Martin Aramco Mercedes	+74.887s	6
10	Lance Stroll	Aston Martin Aramco Mercedes	+93.216s	12
11	Zhou Guanyu	Kick Sauber Ferrari	+1 lap	17
12	Kevin Magnussen	Haas Ferrari	+1 lap	15
13	Daniel Ricciardo	RB Honda RBPT	+1 lap	14
14	Yuki Tsunoda	RB Honda RBPT	+1 lap	11
15	Alexander Albon	Williams Mercedes	+1 lap	13
16	Nico Hulkenberg	Haas Ferrari	+1 lap	10
17	Esteban Ocon	Alpine Renault	+1 lap	19
18	Pierre Gasly	Alpine Renault	+1 lap	20
19	Valtteri Bottas	Kick Sauber Ferrari	+1 lap	16
20	Logan Sargeant	Williams Mercedes	+2 laps	18

Pole position	Max Verstappen	1:29.179
Fastest lap	Max Verstappen	1:32.608

6. HISTORY BOOK – FIGURES/FACTS/STATISTICS
DRIVER WORLD CHAMPIONS 2024 – 1984 (*not including/including deleted points)

Year	Driver	Nat.	Team	Points	Wins	Poles
2024	Max Verstappen	NED	Red Bull Racing	437	9	8
2023	Max Verstappen	NED	Red Bull Racing	575	19	12
2022	Max Verstappen	NED	Red Bull Racing	454	15	7
2021	Max Verstappen	NED	Red Bull Racing	395.5	10	10
2020	Lewis Hamilton	GBR	Mercedes AMG Petronas F1	347	11	10
2019	Lewis Hamilton	GBR	Mercedes AMG Petronas F1	413	11	5
2018	Lewis Hamilton	GBR	Mercedes AMG Petronas F1	408	11	11
2017	Lewis Hamilton	GBR	Mercedes AMG Petronas F1	363	9	11
2016	Nico Rosberg	GER	Mercedes AMG Petronas F1	385	9	8
2015	Lewis Hamilton	GBR	Mercedes AMG Petronas F1	381	10	11
2014	Lewis Hamilton	GBR	Mercedes AMG Petronas F1	384	11	7
2013	Sebastian Vettel	GER	RBR-Renault	397	13	9
2012	Sebastian Vettel	GER	RBR-Renault	281	5	6
2011	Sebastian Vettel	GER	RBR-Renault	392	11	15
2010	Sebastian Vettel	GER	RBR-Renault	256	5	10
2009	Jenson Button	GBR	Brawn Mercedes	95	6	6
2008	Lewis Hamilton	GBR	McLaren Mercedes	98	5	7
2007	Kimi Räikkönen	FIN	Ferrari	110	6	3
2006	Fernando Alonso	ESP	Renault	134	7	6
2005	Fernando Alonso	ESP	Renault	133	7	6
2004	Michael Schumacher	GER	Ferrari	148	13	8
2003	Michael Schumacher	GER	Ferrari	93	6	5
2002	Michael Schumacher	GER	Ferrari	144	11	9
2001	Michael Schumacher	GER	Ferrari	123	9	11
2000	Michael Schumacher	GER	Ferrari	108	9	9
1999	Mika Häkkinen	FIN	McLaren Mercedes	76	5	11
1998	Mika Häkkinen	FIN	McLaren Mercedes	100	8	9
1997	Jacques Villeneuve	CAN	Williams Renault	81	7	10
1996	Damon Hill	GBR	Williams Renault	97	8	9
1995	Michael Schumacher	GER	Benetton Renault	102	9	4
1994	Michael Schumacher	GER	Benetton Ford	92	8	6
1993	Alain Prost	FRA	Williams Renault	99	7	13
1992	Nigel Mansell	GBR	Williams Renault	108	9	14
1991	Ayrton Senna	BRA	McLaren Honda	96	7	8
1990	Ayrton Senna	BRA	McLaren Honda	78	6	10
1989	Alain Prost	FRA	McLaren Honda	76/81 *	4	2
1988	Ayrton Senna	BRA	McLaren Honda	90/94 *	8	13
1987	Nelson Piquet	BRA	Williams Honda	73/76 *	3	4
1986	Alain Prost	FRA	McLaren TAG Porsche	72/74 *	4	1
1985	Alain Prost	FRA	McLaren TAG Porsche	73/76 *	5	2
1984	Niki Lauda	AUT	McLaren TAG Porsche	72	5	0

6. HISTORY BOOK – FIGURES/FACTS/STATISTICS
DRIVER WORLD CHAMPIONS 1983 – 1950 (*not including/including deleted points)

Year	Driver	Nat.	Team	Points	Wins	Poles
1983	Nelson Piquet	BRA	Brabham BMW	59	3	1
1982	Keke Rosberg	FIN	Williams Ford	44	1	1
1981	Nelson Piquet	BRA	Brabham	50	3	4
1980	Alan Jones	AUS	Williams	67	5	3
1979	Jody Scheckter	S	Ferrari	51	3	1
1978	Mario Andretti	USA	Lotus Ford	64	6	8
1977	Niki Lauda	AUT	Ferrari	72	3	2
1976	James Hunt	GBR	McLaren Ford	69	6	8
1975	Niki Lauda	AUT	Ferrari	64.5	5	9
1974	Emerson Fittipaldi	BRA	McLaren Ford	55	3	2
1973	Jackie Stewart	GBR	Tyrrell Ford	71	5	3
1972	Emerson Fittipaldi	BRA	Lotus Ford	61	5	3
1971	Jackie Stewart	GBR	Tyrrell Ford	62	6	6
1970	Jochen Rindt	AUT	Lotus Ford	45	5	3
1969	Jackie Stewart	GBR	Matra Ford	63	6	2
1968	Graham Hill	GBR	Lotus Ford	48	3	2
1967	Denny Hulme	NZE	Brabham Repco	51	2	0
1966	Jack Brabham	AUS	Brabham Repco	42/45 *	4	3
1965	Jim Clark	GBR	Lotus Climax	54	6	6
1964	John Surtees	GBR	Ferrari	40	2	2
1963	Jim Clark	GBR	Lotus Climax	54/73 *	7	7
1962	Graham Hill	GBR	BRM	42/52 *	4	1
1961	Phil Hill	USA	Ferrari	34/38 *	2	5
1960	Jack Brabham	AUS	Cooper Climax	43	5	3
1959	Jack Brabham	AUS	Cooper Climax	31/34 *	2	1
1958	Mike Hawthorn	GBR	Ferrari	42/49 *	1	4
1957	Juan-Manuel Fangio	ARG	Maserati	40/46 *	4	4
1956	Juan-Manuel Fangio	ARG	Lancia / Ferrari	30/33 *	3	5
1955	Juan-Manuel Fangio	ARG	Mercedes	40/41 *	4	3
1954	Juan-Manuel Fangio	ARG	Mercedes / Maserati	42/57 *	6	5
1953	Alberto Ascari	ITA	Ferrari	34.5/46.5	5	6
1952	Alberto Ascari	ITA	Ferrari	36/52.5 *	6	5
1951	Juan-Manuel Fangio	ARG	Alfa Romeo	31/37 *	3	4
1950	Guiseppe Farina	ITA	Alfa Romeo	30	3	2

6. HISTORY BOOK – FIGURES/FACTS/STATISTICS
CONSTRUCTOR WORLD CHAMPIONS 2024 – 1987

Year	Constructor	Points	Drivers
2024	McLaren Mercedes	666	L. Norris, O. Piastri
2023	Red Bull Racing Honda RBPT	860	M. Verstappen, S. Perez
2022	Red Bull Racing RBPT	759	M. Verstappen, S. Perez
2021	Mercedes AMG Petronas F1	613.5	L. Hamilton, V. Bottas
2020	Mercedes AMG Petronas F1	573	L. Hamilton, V. Bottas
2019	Mercedes AMG Petronas F1	739	L. Hamilton, V. Bottas
2018	Mercedes AMG Petronas F1	655	L. Hamilton, V. Bottas
2017	Mercedes AMG Petronas F1	668	L. Hamilton, V. Bottas
2016	Mercedes AMG Petronas F1	765	L. Hamilton, N. Rosberg
2015	Mercedes AMG Petronas F1	703	L. Hamilton, N. Rosberg
2014	Mercedes AMG Petronas F1	701	L Hamilton, N Rosberg
2013	Red Bull Racing-Renault	596	S. Vettel, M. Webber
2012	Red Bull Racing-Renault	460	S. Vettel, M. Webber
2011	Red Bull Racing-Renault	650	S. Vettel, M. Webber
2010	Red Bull Racing-Renault	498	S. Vettel, M. Webber
2009	Brawn Mercedes	172	J. Button, R. Barrichello
2008	Ferrari	172	K. Räikkönen, F. Massa
2007	Ferrari	204	K. Räikkönen, F. Massa
2006	Mild Seven Renault F1	206	F. Alonso, G. Fisichella
2005	Mild Seven Renault F1	191	F. Alonso, G. Fisichella
2004	Ferrari	262	M. Schumacher, R. Barrichello
2003	Ferrari	158	M. Schumacher, R. Barrichello
2002	Ferrari	221	M. Schumacher, R. Barrichello
2001	Ferrari	179	M. Schumacher, R. Barrichello
2000	Ferrari	170	M. Schumacher, R. Barrichello
1999	Ferrari	128	M. Schumacher, E. Irvine
1998	McLaren Mercedes	156	M. Häkkinen, D. Coulthard
1997	Williams Renault	123	J. Villeneuve, H.-H. Frentzen
1996	Williams Renault	175	D. Hill, J. Villeneuve
1995	Benetton Renault	137	M. Schumacher, J. Herbert
1994	Williams Renault	118	A. Senna, D. Hill, D. Coulthard, N. Mansell
1993	Williams Renault	168	A. Prost, D. Hill
1992	Williams Renault	164	N. Mansell, R. Patrese
1991	McLaren Honda	139	A. Senna, G. Berger
1990	McLaren Honda	121	A. Senna, G. Berger
1989	McLaren Honda	141	A. Prost, A. Senna
1988	McLaren Honda Turbo	199	A. Senna, A. Prost
1987	Williams Honda Turbo	137	N. Piquet, N. Mansell, R. Patrese

6. HISTORY BOOK – FIGURES/FACTS/STATISTICS
CONSTRUCTOR WORLD CHAMPIONS 1986 – 1958

Year	Constructor	Points	Drivers
1986	Williams Honda Turbo	141	N. Mansell, N. Piquet
1985	McLaren TAG Porsche Turbo	90	A. Prost, N. Lauda, J. Watson
1984	McLaren TAG Porsche Turbo	143.5	N. Lauda, A. Prost
1983	Ferrari Turbo	89	P. Tambay, R. Arnoux
1982	Ferrari Turbo	74	G. Villeneuve, D. Pironi, P. Tambay, M.
1981	Williams Ford	95	A. Jones, C. Reutemann
1980	Williams Ford	120	A. Jones, C. Reutemann
1979	Ferrari	113	J. Scheckter, G. Villeneuve
1978	Lotus Ford	86	Mario Andretti, R. Peterson, J. P. Jarier
1977	Ferrari	95	N. Lauda, C. Reutemann, G. Villeneuve
1976	Ferrari	83	N. Lauda, C. Regazzoni, C. Reutemann
1975	Ferrari	72.5	N. Lauda, C. Regazzoni
1974	McLaren Ford	73	E. Fittipaldi, D. Hulme
1973	Lotus Ford	92	E. Fittipaldi, R. Peterson
1972	Lotus Ford	61	E. Fittipaldi, D. Walker, R. Wisell
1971	Tyrrell Ford	73	J. Stewart, F. Cevert
1970	Lotus Ford	59	J. Rindt, R. Wisell, E. Fittipaldi, J. Miles
1969	Matra Ford (Tyrrell)	66	J. Stewart, J. P. Beltoise, J. Servoz-Gavin
1968	Lotus Ford	62	G. Hill, J. Clark, J. Oliver
1967	Brabham Repco	63	D. Hulme, J. Brabham
1966	Brabham Repco	42/49 *	J. Brabham, D. Hulme
1965	Lotus Climax	54/59 *	J. Clark, M. Spence
1964	Ferrari	45/49 *	J. Surtees, L. Bandini
1963	Lotus Climax	54/74 *	J. Clark, T. Taylor
1962	BRM	42/56 *	G. Hill, R. Ginther
1961	Ferrari	40/52 *	P. Hill, W. von Trips, R. Ginther, G. Baghetti,
1960	Cooper Climax	48/58 *	J. Brabham, B. McLaren, H. Taylor, O. Gendebien, T. Brooks
1959	Cooper Climax	40/53 *	J. Brabham, J. L. Trintignant, B. McLaren, M. Gregory, S. Moss
1958	Vanwall	48/57 *	S. Moss, T. Brooks, S. Lewis-Evans

6. HISTORY BOOK – FIGURES/FACTS/STATISTICS

DRIVER RECORDS – THE MOST...

F1 Titles		
1	M. Schumacher	7
2	L. Hamilton	7
3	JM Fangio	5
4	S. Vettel	4
=	A. Prost	4
=	M. Verstappen	4
7	J. Stewart	3
=	N. Lauda	3
=	J. Brabham	3
=	A. Senna	3
=	N. Piquet	3

GP Wins		
1	L. Hamilton	105
2	M. Schumacher	91
3	M. Verstappen	64
4	S. Vettel	53
5	A. Prost	51
6	A. Senna	41
7	F. Alonso	32
8	N. Mansell	31
9	J. Stewart	27
10	J. Clark / N. Lauda	25

Points		
1	L. Hamilton	4877.5
2	S. Vettel	3098
3	M. Verstappen	3084.5
4	F. Alonso	2337
5	K. Raikkonen	1873
6	V. Bottas	1797
7	S. Perez	1638
8	N. Rosberg	1594.5
9	M. Schumacher	1566
10	J. Button	1214

GP Starts		
1	F. Alonso	407
2	Lewis Hamilton	359
3	K. Raikkonen	349
4	R. Barrichello	322
5	M. Schumacher	306
6	S. Vettel	299
7	J. Button	285
=	S. Perez	285
9	F. Massa	272
10	R. Patrese	256

Pole Positions		
1	L. Hamilton	104
2	M. Schumacher	68
3	A. Senna	65
4	S. Vettel	57
5	M. Verstappen	41
6	A. Prost	33
=	J. Clark	33
8	N. Mansell	32
9	J.M. Fangio	29
=	M. Hakkinen	29

Fastest Laps		
1	M. Schumacher	77
2	L. Hamilton	67
3	K. Räikkönen	46
4	A. Prost	41
5	S. Vettel	38
6	M. Verstsappen	33
7	N. Mansell	30
8	J. Clark	28
9	M. Hakkinen	25
10	N. Lauda / F. Alonso	24

6. HISTORY BOOK – FIGURES/FACTS/STATISTICS

TEAM RECORDS – THE MOST...

F1 Titles			GP Wins			Fastest Laps		
1	Ferrari	16	1	Ferrari	249	1	Ferrari	263
2	Williams	9	2	McLaren	191	2	McLaren	174
=	McLaren	9	3	Red Bull	123	3	Williams	133
4	Mercedes	8	4	Mercedes	120	4	Mercedes	101
5	Lotus (1952)	7	5	Williams	114	5	Red Bull	99

GP Starts			Pole Positions			Points		
1	Ferrari	2001	1	Ferrari	253	1	Ferrari	10359
2	McLaren	973	2	McLaren	166	2	Red Bull	7898
3	Williams	842	3	Mercedes	133	3	Mercedes	7765.5
4	Sauber	590	4	Williams	128	4	McLaren	7068.5
5	Lotus (1952)	491	5	Lotus	107	5	Williams	3656

7. 2025 FIA FORMULA 1 WORLD CHAMPIONSHIP™ – RULES & REGULATIONS

MAJOR SPORTING AND REGULATION CHANGES IN 2025

- The bonus point for setting the fastest lap in a race has been dropped. The rest of the points system remains unchanged, with the top 10 drivers in a grand prix coming away with points and the top eight in a sprint race.
 - Teams will be mandated to fit a driver cooling system when instructed by the FIA for occasions when a weather forecast predicts temperatures of 31 degrees Celsius or higher for a race.
 - Rookie drivers will get twice as much time in the car for their mandatory Free Practice 1 sessions. Since 2022, teams have had to run a rookie at least once in each of their two cars – so on two occasions in total. But as of this year, that number increases to twice per car.
 - Stricter technical regulations are being applied to F1 cars' rear wing and DRS (Drag Reduction System).
 - If a qualifying session cannot take place, the grid for a grand prix or a sprint race will be defined based on the drivers' world championship classification.
 - The Young Driver Test following the season-ending Abu Dhabi Grand Prix will see teams fielding two cars. These include their current car to be piloted by a driver who has started no more than two grands prix, and a second mule car that is adapted for the purpose of testing the 2026 tyres. This is due to the major change in regulations that will come into force next season.
-

BAHRAIN GRAND PRIX 2025

8. SUPPORT RACES

8.1 FIA FORMULA 2 CHAMPIONSHIP™

The FIA Formula 2 Championship is the penultimate rung of the open-wheel motorsport ladder. Launched in 2017, it is the ultimate training ground for Formula 1.

The series has so far brought eight brilliant and unique seasons and has produced ready-made talent for F1 with Charles Leclerc, George Russell, Lando Norris, Alexander Albon, Yuki Tsunoda, Oscar Piastri, Andrea Kimi Antonelli, Oliver Bearman, Jack Doohan, Isack Hadjar, Liam Lawson, and Gabriel Bortoleto all making the step up.

2025 marks the ninth year of the F2 Championship, pairing the best up-and-coming drivers in single-seater with the competitive and challenging F2 machinery.

Racing on F1 weekends, the series provides the drivers with the inimitable opportunity to showcase their talents in front of F1 teams, competing on some of the most challenging and renowned circuits in the world.

The championship benefits from the experience of the FIA, who oversee the running of all on-track events, while F1's unparalleled proficiency in broadcasting and marketing ensures that the F2 Championship has a truly global reach and appeal.

F2 2025 CAR SPECIFICATIONS

Dimensions

- Overall length: 5285 mm
- Overall width: 1900 mm
- Overall height: 1097 mm (including FOM roll hoop camera)
- Wheelbase: 3135 mm
- Overall weight: 795 kg (driver on-board)

Engine

- V6 - 3.4 litre single turbo charged Mecachrome engine.
- Rated to 620 HP @ 8750 rpm.
- Fly by wire accelerator system.
- Rebuild after 8000 km.
- Maximum Torque 570 Nm @ 6000 rpm.

Performance

- Acceleration: 0 - 100 km/h, 2.90 sec
- Acceleration: 0 - 200 km/h, 6.60 sec
- Maximum speed: 335 km/h (Monza aero configuration + DRS)
- Max. braking deceleration -3.5 G
- Max. lateral acceleration +/- 3.9 G

Safety standards

- Full FIA F1 2024 safety standards.
- Titanium Halo F1 specification.

8. SUPPORT RACES

8.1 FIA FORMULA 2 CHAMPIONSHIP™ CONT...

Monocoque and Bodywork

- Survival cell - Sandwich Carbon/aluminium honeycomb structure/Zylon anti-intrusion panels made by Dallara.
- Front and rear wing - Carbon structures made by Dallara.
- Bodywork - Carbon - Kevlar honeycomb structures made by Dallara.

DRS

- Same functionality of DRS used in Formula One.
- Hydraulic activation.

Gearbox

- 6-speed longitudinal Hewland sequential gearbox.
- Electro-hydraulic command via paddle shift from steering wheel.
- ZF SACHS Carbon clutch.
- No on-board starter.
- Non hydraulic ramp differential.

Fuel cell

- FIA Standard.
- Premier FT5 125 litres.

Electronic features

- Marelli including data logging system.
- Marelli power supply management unit.
- CAN data acquisition pre-equipment.
- Beacon receiver.
- F1 type VSC & Marshalling system.

Suspension

- Double steel wishbones, pushrod operated, twin dampers and torsion bars suspension (F) and spring suspension (R).
- Adjustable ride height, camber and toe.
- Two way (F) / Four way (R) adjustable Koni dampers.
- Adjustable anti-roll bar (Front/Rear).

Brakes

- 6 pistons monobloc Brembo callipers.
- Carbone Industry carbon-carbon brake discs and pads.

BAHRAIN GRAND PRIX 2025

8. SUPPORT RACES

8.1 FIA FORMULA 2 CHAMPIONSHIP™ CONT...

Wheels and tyres

- O.Z. Racing magnesium rims.
- 18" x 12" front wheel dimension.
- 18" x 13.7" rear wheel dimension.
- F2 specific Pirelli slick / wet tyres.
- Texense TPMS (Tyre Pressure Monitoring System).

Steering system

- Non-assisted rack and pinion steering system – FIA 2023 specification.
- XAP steering wheel with dashboard, gear change, clutch and DRS paddles, marshalling & VSC display.

Camera equipment

- Roll hoop, nose cone and face shot camera pre-equipment.

Extinguisher system

- FEV (electrically operated)
-

BAHRAIN GRAND PRIX 2025

8. SUPPORT RACES

8.1 FIA FORMULA 2 CHAMPIONSHIP™ CONT...

2025 F2 CALENDAR

14-16 Mar	Melbourne	Australia
11-13 Apr	Sakhir	Bahrain
18-20 Apr	Jeddah	Saudi Arabia
16-18 May	Imola	Italy
22-25 May	Monte Carlo	Monaco
30 May-1 Jun	Barcelona	Spain
27-29 Jun	Spielberg	Austria
4-6 Jul	Silverstone	Great Britain
25-27 Jul	Spa-Francorchamps	Belgium
1-3 Aug	Budapest	Hungary
5-7 Sep	Monza	Italy
19-21 Sep	Baku	Azerbaijan
28-30 Nov	Lusail	Qatar
5-7 Dec	Abu Dhabi	UAE

WEEKEND FORMAT

On a Friday, there is one Free Practice session of 45 minutes and one Qualifying session of 30 minutes. One Sprint Race will take place on Saturday and will consist of 120 kilometres or 45 minutes, whichever comes first.

The Feature Race takes place on Sunday morning ahead of the Formula 1 Grand Prix and will consist of 170 kilometres or 60 minutes, whichever comes first (*)

The Feature Race includes a compulsory pitstop in which all four tyres must be changed. Unless the driver has used wet-weather tyres during the Feature Race, they must use at least one set of each specification of dry-weather tyres during the Feature Race.

A schedule will be issued in the leadup to every round to determine timings of each session.

STARTING GRIDS

The results of the final classification of Friday's Qualifying session will determine the starting grid for Sunday's Feature Race. The starting grid of Saturday's Sprint Race will be determined by reversing the top 10 finishers of Friday's Qualifying session results.

8. SUPPORT RACES

8.1 FIA FORMULA 2 CHAMPIONSHIP™ CONT...

POINTS ATTRIBUTION

Two points will be awarded to the driver who is shown in pole position for the Feature Race on the final grid issued.

For the Sprint Race, the top eight classified drivers will be awarded 10, 8, 6, 5, 4, 3, 2 and 1 points respectively. For the Feature Race, the top 10 finishers will score 25, 18, 15, 12, 10, 8, 6, 4, 2 and 1 points respectively.

In each race, one point will be awarded to the driver who achieves the fastest lap time, providing they are in the top 10 positions of the final race classification.

TYRE ALLOCATION

The sporting regulations state that each driver will be allocated five sets of dry-weather tyres per weekend. They will have three “prime” specification sets and two of the “option” specification. Each driver will also be provided with three sets of wet-weather tyres.

DRS

- The drivers are able to use the Drag Reduction System (DRS) as they wish within the designated DRS zones during Free practice and Qualifying. During both races however, the drivers will only be allowed to activate DRS within the designated zones when they are within less than a second of the car in front at the detection point.
 - During the race, the DRS is available for use after two laps unless decided otherwise by the race director due to poor weather conditions or yellow flags in the designated DRS zones.
 - The DRS zones will be the same as the ones used in Formula 1 on every circuit of the calendar.
 - The same safety rules apply: the DRS is disabled at the end of the designated zones, and the first time the driver uses the brakes after activation. No individual developments or upgrades are permitted in the series, and all spare parts must be purchased directly from the F2 championship organisers. Repairs of structural components must be carried out by Dallara in order to ensure integrity.
-

8. SUPPORT RACES

8.1 FIA FORMULA 2 CHAMPIONSHIP™ CONT...

2025 F2 ENTRY LIST

#	DRIVER	NATIONALITY	TEAM
1	Leonardo Fornaroli	Italian	Invicta Racing
2	Roman Stanek	Czech	Invicta Racing
3	Josep Maria Marti	Spanish	Campos Racing
4	Arvid Lindblad	British	Campos Racing
5	Oliver Goethe	German	MP Motorsport
6	Richard Verschoor	Dutch	MP Motorsport
7	Luke Browning	British	Hitech TGR
8	Dino Beganovic	Swede	Hitech TGR
9	Sebastian Montoya	Colombian	Prema Racing
10	Gabriele Mini	Italian	Prema Racing
11	Jak Crawford	American	DAMS Lucas Oil
12	Kush Maini	Indian	DAMS Lucas Oil
14	Victor Martins	French	ART Grand Prix
15	Ritomo Miyata	Japanese	ART Grand Prix
16	Amaury Cordeel	Belgian	Rodin Motorsport
17	Alexander Dunne	Irish	Rodin Motorsport
20	Joshua Durksen	Paraguayan	AIX Racing
21	Cian Shields	British	AIX Racing
22	Sami Meguetounif	French	Trident
23	Max Esterson	American	Trident
24	John Bennet	British	Van Amersfoort Racing
25	Rafael Villagomez	Mexican	Van Amersfoort Racing

8. SUPPORT RACES

8.1 FIA FORMULA 2 CHAMPIONSHIP™ CONT...

2025 F2 DRIVERS' CHAMPIONSHIP STANDINGS (After Round 1)

POS	DRIVER	TEAM	POINTS
1	Joshua Durksen	AIX Racing	10
2	Leonardo Fornaroli	Invicta Racing	8
3	Luke Browning	Hitech TGR	6
4	Richard Verschoor	MP Motorsport	5
5	Roman Stanek	Invicta Racing	4
6	Sebastian Montoya	Prema Racing	3
7	Gabriele Mini	Prema Racing	3
8	Victor Martins	ART Grand Prix	2
9	Josep Maria Marti	Campos Racing	1

8. SUPPORT RACES

8.2 FIA FORMULA 3 CHAMPIONSHIP™

2019 marked the launch of the FIA Formula 3 Championship. An ambitious new project from the FIA and the former GP3 Series Organisation to form an official third rung of the Road to F1 ladder.

Combining GP3 and European F3, the idea was to create a defined entry point for young and ambitious drivers to join Formula 1, and to give them the chance to take the path to join their heroes in the main paddock.

With some of the world's best racing teams on board, and the hottest junior motor racing talent from across the globe filling their race seats, Formula 3 promised to be one of the most exciting championships in motorsport and on that front, it delivered in spades.

Designed as the perfect training ground for both F2, and ultimately, F1, F3's young drivers must showcase their skills both in speed and in tyre management, just like they will have to do when they move up the motorsport ladder.

Like in F2, the championship features two races per weekend and reverse grids, which means that managing the weekend as a whole in order to maximise points becomes crucial to becoming champion. As part of the F1 support package, F3 allows racers to showcase their talents in front of F1 teams at some of the most challenging and renowned circuits in the world, as well as gaining much coveted F1 exposure.

The 2025 season will be the start of a brand-new era in F3 with the latest Dallara built car, which will be more closely in line with both F2 and F1 in terms of safety, systems, and performance. On top of that, the new car will run on Aramco's advanced fuel, which is being developed to the FIA's 100% sustainable fuel standard.

The championship benefits from the FIA's excellence in the scrutineering of cars and the overseeing and running of events, while FOM's (Formula One Management) unparalleled expertise in broadcasting and marketing ensures that the championship has a truly global reach and appeal.

F3 2025 CAR SPECIFICATIONS

Design Criteria

- Aerodynamics optimised to facilitate overtaking. Very low ride height sensitivity and wide range of suspension set up possibilities.
- Cost effective
- Compliant to FIA F3 2019 safety rules
- Static tests
- Crash tests
- Anti intrusion panels
- Steel Halo
- Wheel tether cables

Ergonomics

- Driver comfort
- Steering wheel size and handles ergonomic
- Steering effort under FIA requirements

Technology

- Bodywork - Carbon - Kevlar honeycomb structures made by Dallara
- Sequential gearbox
- Electro-hydraulic gear shift system
- All in one ECU- GCU – Data logger equipment from Marelli
- High speed data acquisition system but no telemetry
- DRS
- F1 type VSC & Marshalling system

Chassis and Bodywork

- Chassis designed by Dallara Automobili
- Carbon Monocoque complying to FIA F3 2019 Safety standards
- Front and rear wing made out of carbon composite material

Engine

- Bespoke Mecachrome 6 cylinder 3.4 litres naturally aspirated 380 HP @ 8000 rpm
- Fly by wire throttle system

Sustainability

- Advanced fuel meeting the FIA 100% sustainable fuel standard.
- Recycled carbon
- Front end plate
- Driver seat shell
- Engine cover

Gearbox

- Bespoke six-gear longitudinal gearbox designed by Hewland
- Magneti Marelli electro-hydraulic command via paddle shift from steering wheel

Tyres

- 16 inches Pirelli tyres
- Three specific compounds developed for F3 to provide the most suitable compound for every circuit

Performance

- A top speed of 300 km/h
- Lateral acceleration up to +/- 2.6 G
- Maximum braking deceleration -1.9 G
- Acceleration 0 – 100 km/h: 3.1 seconds
- Acceleration 0 – 200km/h: 7.8 seconds

8. SUPPORT RACES

8.2 FIA FORMULA 3 CHAMPIONSHIP™

2025 F3 CALENDAR

14-16 Mar	Melbourne	Australia
11-13 Apr	Sakhir	Bahrain
16-18 May	Imola	Italy
22-25 May	Monte Carlo	Monaco
30 May-1 Jun	Barcelona	Spain
27-29 Jun	Spielberg	Austria
4-6 Jul	Silverstone	Great Britain
25-27 Jul	Spa-Francorchamps	Belgium
1-3 Aug	Budapest	Hungary
5-7 Sep	Monza	Italy

8. SUPPORT RACES

8.2 FIA FORMULA 3 CHAMPIONSHIP™ CONT...

WEEKEND FORMAT

On a Friday, there is one Free Practice session of 45 minutes and one Qualifying session of 30 minutes. One Sprint Race will take place on Saturday and will consist of 40 minutes + one lap. The Feature Race will take place on Sunday morning ahead of the Formula 1 Grand Prix and will consist of 45 minutes + one lap.

A schedule will be issued in the lead up to every round to determine timings of each session.

STARTING GRIDS

The results of the final classification of Friday's Qualifying session will determine the starting grid for Sunday's Feature Race.

The starting grid of Saturday's Sprint Race will be determined by reversing the top 12 finishers of Friday's Qualifying session.

POINTS ATTRIBUTION

Two points will be awarded to the driver who is shown in pole position for the Feature Race on the final grid issued.

For the Sprint Race, the top 10 classified drivers will be awarded 10, 9, 8, 7, 6, 5, 4, 3, 2 and 1 points respectively.

For the Feature Race, the top 10 finishers will score 25, 18, 15, 12, 10, 8, 6, 4, 2 and 1 points respectively.

In each race, one point will be awarded to the driver who achieves the fastest lap time, providing they are in the top 10 positions of the final race classification.

TYRE ALLOCATION

The sporting regulations state that each driver will be allocated four sets of dry-weather tyres and two sets of wet-weather tyres per event.

DRIVERS

All drivers participating in the Championship must hold a Grade A or B International FIA Licence.

DRS

The drivers are able to use the Drag Reduction System (DRS) as they wish within the designated DRS zones during free practice and qualifying. During both races however, the drivers will only be allowed to activate DRS within the designated zones when they are within less than a second of the car in front at the detection point.

During the race, the DRS is available for use after two laps unless decided otherwise by the race director due to poor weather conditions or yellow flags in the designated DRS zones.

The DRS zones will be the same as the ones used in Formula One on every circuit of the calendar.

The same safety rules apply: the DRS is disabled at the end of the designated zones, and if the driver uses the brakes or releases the throttle after activation.

BAHRAIN GRAND PRIX

2025

8. SUPPORT RACES

8.2 FIA FORMULA 3 CHAMPIONSHIP™ CONT...

2025 F3 ENTRY LIST

#	DRIVER	NATIONALITY	TEAM
1	Brando Badoer	Italian	Prema Racing
2	Noel Leon	Mexican	Prema Racing
3	Ugo Ugochukwu	American	Prema Racing
4	Noah Stromsted	Danish	Trident
5	Rafael Camara	Brazilian	Trident
6	Charlie Wurz	Austrian	Trident
7	Laurens Van Hoepen	Dutch	ART Grand Prix
8	Tuukka Taponen	Finnish	ART Grand Prix
9	James Wharton	Australian	ART Grand Prix
10	Mari Boya	Spanish	Campos Racing
11	Tasanapol Inthraphuvasak	Thai	Campos Racing
12	Nikola Tsolov	Bulgarian	Campos Racing
14	Martinius Stenshorne	Norwegian	Hitech TGR
15	Joshua Dufek	Austrian	Hitech TGR
16	Gerrard Xie	Chinese	Hitech TGR
17	Tim Tramnitz	German	MP Motorsport
18	Bruno Del Pino	Spaniard	MP Motorsport
19	Alessandro Giusti	French	MP Motorsport
20	Theophile Nael	French	Van Amersfoort Racing
21	Santiago Ramos	Mexican	Van Amersfoort Racing
22	Ivan Domingues	Portuguese	Van Amersfoort Racing
23	Callum Voisin	British	Rodin Motorsport
24	Louis Sharp	Kiwi	Rodin Motorsport
25	Roman Bilinski	Polish	Rodin Motorsport
26	Javier Sagrera	Spanish	AIX Racing
27	Nicola Marinangeli	Italian	AIX Racing
28	Nikita Bedrin	Italian	AIX Racing
29	Nicola Lacorte	Italian	DAMS Lucas Oil
30	Matias Zagazeta	Peruvian	DAMS Lucas Oil
31	Christian Ho	Singaporean	DAMS Lucas Oil

BAHRAIN GRAND PRIX

2025

8. SUPPORT RACES

8.2 FIA FORMULA 3 CHAMPIONSHIP™ CONT...

2025 F3 DRIVERS' CHAMPIONSHIP STANDINGS (After Round 1)

POS	DRIVER	TEAM	POINTS
1	Rafael Camara	Trident	28
2	Theophile Nael	Van Amersfoort Racing	19
3	Noah Stromsted	Trident	18
4	Nikita Bedrin	AIX Racing	17
5	Martinius Stenshorne	Hitech TGR	14
6	Tasanapol Inthraphuvasak	Campos Racing	13
7	Santiago Ramos	Van Amersfoort Racing	10
8	Roman Bilinski	Rodin Motorsport	10
9	Tim Tramnitz	MP Motorsport	10
10	Charlie Wurz	Trident	8
11	Matias Zagazeta	DAMS Lucas Oil	6
12	Nikola Tsolov	Campos Racing	3
13	Callum Voisin	Rodin Motorsport	2
14	Ugo Ugochukwu	Prema Racing	1
15	Noel Leon	Prema Racing	1

BAHRAIN GRAND PRIX 2025

8. SUPPORT RACES

8.3 PORSCHE CARRERA CUP MIDDLE EAST

The Porsche Carrera Cup Middle East is well established as the proven path for regional drivers to accelerate their careers onto the biggest stages of racing, through intense competition with global motorsport professionals.

Launched in 2009, the championship returned for a 16th season in 2024/2025, featuring the region's leading drivers, all competing in Porsche 911 GT3 Cup (Type 992) cars, ensuring a level playing field where skill and strategy are paramount.

The Porsche Carrera Cup Middle East is based on the highly successful Porsche formula for one-make series racing. The championship was created to give the region's home-grown driving talent an opportunity to realise their racing potential while enhancing personal track experience.

It has become popular for drivers and fans alike, featuring real racing and genuine rivalries on the track. Over the years, the series has gained recognition as one of the most professional and successful series in the Middle East. It was upgraded to the PCCME in 2023 and is therefore one of 12 Carrera Cups in the world.

Having produced a number of local racing heroes and stunning driver performances over 15 seasons, this 16th edition of the championship has been as competitive as ever. Participants have been racing against each other and in teams since the first round in November of 2024. The season's fifth and penultimate meeting is taking place this weekend in support of the Formula 1 Gulf Air Bahrain Grand Prix 2025.

There are three main categories for drivers this season, including the Pro, ProAm, and the newly introduced Masters category, which is purely for amateur participants aged over 40, along with a GCC and Rookie Classification for each race.

Points Allocation- All drivers of the individual rounds are considered for the ranking at the end of the season. Drivers are awarded points according to the following scale:

1st	25 pts	5th	17 pts	9th	12 pts	13th	8 pts	17th	4 pts
2nd	23 pts	6th	15 pts	10th	11 pts	14th	7 pts	18th	3 pts
3rd	21 pts	7th	14 pts	11th	10 pts	15th	6 pts	19th	2 pts
4th	19 pts	8th	13 pts	12th	9 pts	16th	5 pts	20th	1 pts

8. SUPPORT RACES

8.3 PORSCHE CARRERA CUP MIDDLE EAST CONT...

2024/2025 SEASON CALENDAR

21 Oct-2 Nov, 2024	Sakhir	Bahrain
11 Nov-1 Dec, 2024	Lusail	Qatar
18-19 Jan, 2025	Dubai	UAE
25-25 Jan, 2025	Abu Dhabi	UAE
11-13 Apr, 2025	Sakhir	Bahrain
18-20 Apr, 2025	Jeddah	Saudi Arabia

THE CAR

Concept	Single-Seater Concept Customer Race Car
Displacement	3,996 cm-cube
Power	375KW (510HP)
Engine	Water-cooled Six-Cylinder Boxer Engine
Transmission	Porsche Six-Speed Sequential Dog-Type Transmission
Tank	110-litre FT3 Safety Fuel Cell

8. SUPPORT RACES

8.3 PORSCHE CARRERA CUP MIDDLE EAST...ENTRY LIST

ENTRY LIST

#	DRIVER	NAT	TEAM	CAT
3	Saud Al Saud	KSA	Saudi Racing (KSA)	ProAm
5	Soeren Spreng	GER	Team GP Elite (NED)	ProAm
7	Saif Al Ameri	UAE	Rabdan Motorsport (UAE)	ProAm
10	Krister Andero	SWE	Proton Huber Competition (GER)	Masters
14	Caleb Sumich	AUS	Sumich Motorsport (AUS)	Pro
17	Mark J Thomas	CAN	M3L Team (CAN)	Masters
23	Khaled Alahmadi	KSA	Saudi Racing (KSA)	ProAm
27	Mike Mim	BUL	MVII Racing LLC (USA)	Masters
40	Janne Stiak	GER	DHL Team (BRN)	Pro
46	Robert de Haan	NED	BWT Junior Racing	Pro
52	Angus Whiteside	GBR	Proton Huber Competition (GER)	Pro
56	Alexandra Vateva	BUL	AV Racing (BUL)	ProAm
66	Bankcy	JPN	Seven X Seven (JPN)	Masters
85	Petr Brecka	CZE	GT Sports Technology (CZE)	Masters
TBA	TBA	-	Team GP Elite (NED)	TBA

8. SUPPORT RACES

8.3 PORSCHE CARRERA CUP MIDDLE EAST...CONT

CURRENT STANDINGS

POS	DRIVER	NAT	CAT	POINTS
1	Janne Stiak	GER	Pro	195
2	James Wallis	GBR	Pro	148
3	Angus Whiteside	GBR	Pro	124
4	Saud Al Saud	KSA	ProAm	82
5	Khaled Alahmadi	KSA	ProAm	79
6	Caleb Sumich	AUS	Pro	65
7	Alexandra Vateva	BUL	ProAm	58
8	Soeren Spreng	GER	ProAm	53
9	Mike Mim	BUL	Masters	49
10	Bankcy	JPN	Masters	46
11	Colin Boenighausen	GER	Pro	45
12	Petr Brecka	CZE	Masters	40
13	Abdulla Al Khelaifi	QAT	ProAm	29
14	Krister Andero	SWE	Masters	27
15	Mark J Thomas	CAN	Masters	25
16	Ghanim Al Maadeed	QAT	ProAm	18
17	Stanislav Minskiy	KGZ	Masters	14
18	Ibrahim Abdulghani	QAT	ProAm	14
19	Thomas Kiefer	GER	ProAm	9
20	Saif Al Ameri	UAE	ProAm	8



TM
طلبة البحرين الدولية
Bahrain International Circuit