



# FEDERATION INTERNATIONALE DE L'AUTOMOBILE

Homologation N°

**EX.009.16**

Date

**29.03.2018**

**FICHE DE PRESENTATION DES SYSTEMES D'EXTINCTION FIXES (NORME FIA 8865-2015)  
PRESENTATION FORM FOR PLUMBED-IN FIRE EXTINGUISHER SYSTEMS (FIA STANDARD 8865-2015)**

## 1. GENERALITES / GENERAL

### 101. CONSTRUCTEUR / MANUFACTURER

**LIFELINE FIRE AND SAFETY SYSTEMS LIMITED**

- a) Adresse  
Address **FALKLAND CLOSE, COVENTRY, WARKWICKSHIRE. CV4 8AU. UK.**
- b) Téléphone  
Phone **+44 (0)24 7671 2999**
- c) E-mail  
E-mail **SALES@LIFELINE-FIRE.CO.UK**

### 102. PHOTO DU SYSTEME COMPLET / PICTURE OF THE COMPLETE SYSTEM



### 103. MODELE ET TYPE D'AGENT EXTINCTEUR / MODEL AND TYPE OF EXTINGUISHING MEDIUM

- a) Modèle  
Model **ZERO 3620 FIRE MARSHAL - 2.3-4.0M3**
- |                                       |                      |                  |
|---------------------------------------|----------------------|------------------|
| Habitacle / Moteur<br>Cockpit/ Engine | Habitacle<br>Cockpit | Moteur<br>Engine |
|---------------------------------------|----------------------|------------------|
- b) Type d'agent extincteur  
Type of extinguishing medium **Novec 1230/ Novec 1230 & AR-AFFF + (fire fighting specific anti-freeze)**

**104. PLAGES DE TEMPERATURES ET CLASSIFICATION DES FEUX / TEMPERATURE RANGE AND CLASSIFICATION OF FIRES**

Plage de températures <i>Temperature range</i>	-15	A / To	+80	°C	
Classification des feux <i>Classification of fires</i>		Classe I – Essence conformément à l’Art. 9 de l’Article 252 de l’Annexe J 2014 / Class I – Petrol in accordance with Art. 9 of Article 252 of the 2014 Appendix J			<input checked="" type="checkbox"/>
		Classe II – Essence + jusqu’à 30% d’éthanol / Class II – Petrol + up to 30% ethanol			<input checked="" type="checkbox"/>
		Classe III – Diesel conformément à l’Art. 9 de l’Article 252 de l’Annexe J 2014 / Class III – Diesel in accordance with Art. 9 of Article 252 of the 2014 Appendix J			<input checked="" type="checkbox"/>
		Classe IV – Ethanol jusqu’à 100% ou méthanol jusqu’à 100% / Class IV – Ethanol up to 100% or Methanol up to 100%			<input type="checkbox"/>
		Classe V – Tout autre carburant spécifique / Class V – Any other specific fuel			<input checked="" type="checkbox"/>
					« Specify » E85

**2. DETAILS DU SYSTEME / DETAILS OF THE SYSTEM**


**201. CORPS DE L’APPAREIL / BODY**

a) Nombre <i>Number</i>	1		
b) Description <i>Description</i>	<b>Dual chamber cylinder discharging to both engine bay and cockpit (par ex. un corps pour l’habitacle et un autre pour le moteur / e.g. one body for cockpit and another for engine)</b>		
	Habitacle / Moteur <i>Cockpit/ Engine</i>	Habitacle <i>Cockpit</i>	Moteur <i>Engine</i>
c) Matériau <i>Material</i>	Aluminium		
d) Diamètre / Longueur [mm] <i>Diameter / Length [mm]</i>	155 / 364	/	/
e) Poids sans agent extincteur [kg] <i>Weight without extinguishing medium [kg]</i>	1.9kg		
f) Poids complet [kg] <i>Complete weight [kg]</i>	7.4kg		
g) Poids / volume agent extincteur [kg/l] <i>Extinguishing medium weight/volume [kg/l]</i>	3.0kg / 1.0kg+1.5ltr		


A1) Corps habitacle / moteur 3/4 avant  
*Cockpit/engine body 3/4 front*



A2) Corps habitacle 3/4 avant  
 Cockpit body 3/4 front



A3) Corps moteur 3/4 avant  
 Engine body 3/4 front



**202. BUSES / NOZZLES**

- a) Nombre  
Number
- b) Matériau  
Material

Habitacle  
Cockpit

Moteur  
Engine

2

3


Aluminium

Aluminium

B1-1) Buses habitacle 3/4 avant  
 Cockpit nozzles 3/4 front



B1-2) Buses moteur 3/4 avant  
 Engine nozzles 3/4 front

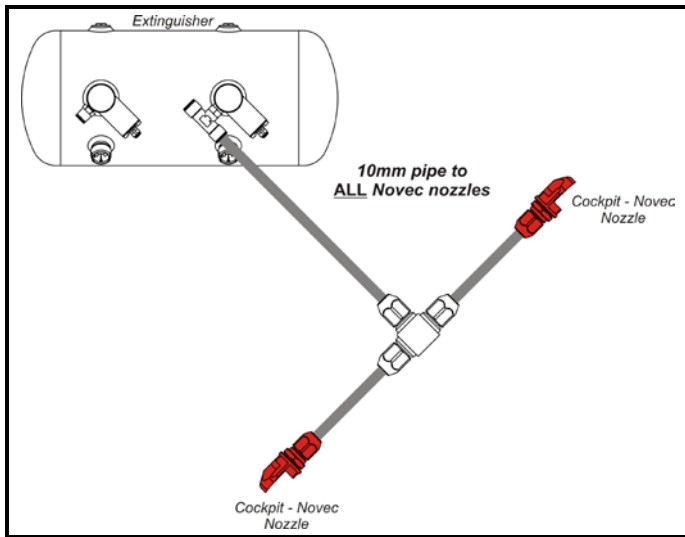


**203. TUYAUTERIE / PIPE WORK**

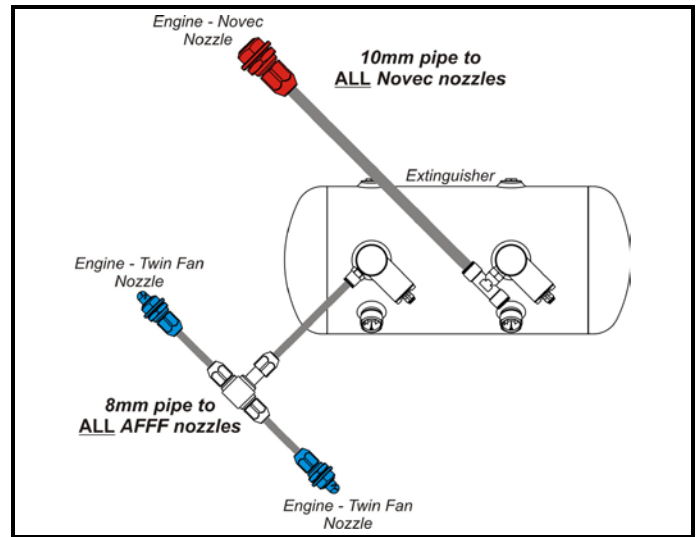
- |                                     |  |                          |
|-------------------------------------|--|--------------------------|
|                                     | Habitacle<br>Cockpit                           |                          |
| Oui / Yes                           |  | Non / No                 |
| <input checked="" type="checkbox"/> |  | <input type="checkbox"/> |
| a) Matériau<br>Material             | <b>Ø10mm Aluminium +<br/>Polyamide coating</b> |                          |

- |                                     |   |                          |
|-------------------------------------|---|--------------------------|
|                                     | Moteur<br>Engine  |                          |
| Oui / Yes                           |   | Non / No                 |
| <input checked="" type="checkbox"/> |   | <input type="checkbox"/> |
| b) Matériau<br>Material             | <b>Ø10mm &amp; Ø8mm Aluminium +<br/>Polyamide coating</b> |                          |

B2-1) Tuyauterie habitacle (dessin avec diamètres des tuyaux)  
 Cockpit pipework (drawing with tube diameters)



B2-2) Tuyauterie moteur (dessin avec diamètres des tuyaux)  
 Engine pipework (drawing with tube diameters)




**204. ACTIVATION / ACTIVATION**

a) Type d'activation  
 Type of activation

Mécanique <i>Mechanical</i>	Électrique <i>Electrical</i>
Oui / Yes <input type="checkbox"/> Non / No <input checked="" type="checkbox"/>	Oui / Yes <input checked="" type="checkbox"/> Non / No <input type="checkbox"/>

C1-1) Système d'activation mécanique (système complet)  
 Mechanical activation system (complete system)



C1-2) Levier de décharge du système d'activation mécanique  
 Discharge lever of the mechanical activation system



Marque  
Make **LIFELINE FIRE AND SAFETY  
SYSTEMS LIMITED**

Modèle  
Model **Zero 3620 Fire Marshal – 2.3-4.03 m3**

Homologation N°

**EX.009.16**

C2-1) Système d'activation électrique (système complet)  
*Electrical activation system (complete system)*



C2-2) Système d'activation électrique (boîtier électrique)  
*Electrical activation system (electrical box)*

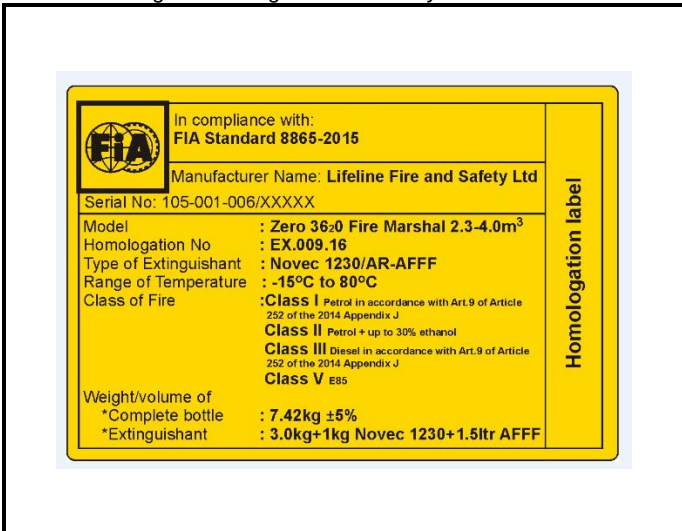


**3. ETIQUETTES D'HOMOLOGATION ET DE MAINTENANCE / HOMOLOGATION AND MAINTENANCE LABEL**

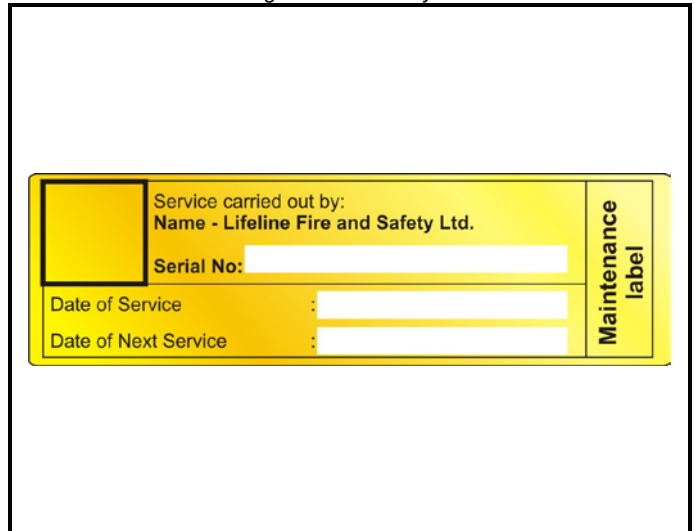
**301. ETIQUETTES / LABELS**

	Etiquette d'homologation <i>Homologation label</i>	Etiquette de maintenance <i>Maintenance label</i>
a) Dimensions [mm] <i>Dimensions [mm]</i>	<b>94 x 64</b>	<b>94 x 28</b>
b) Couleur du fond de l'étiquette <i>Label background colour</i>	<b>Gold</b>	<b>Gold</b>

D1-1) Etiquette d'homologation collée sur le corps  
*Homologation label glued on the body*

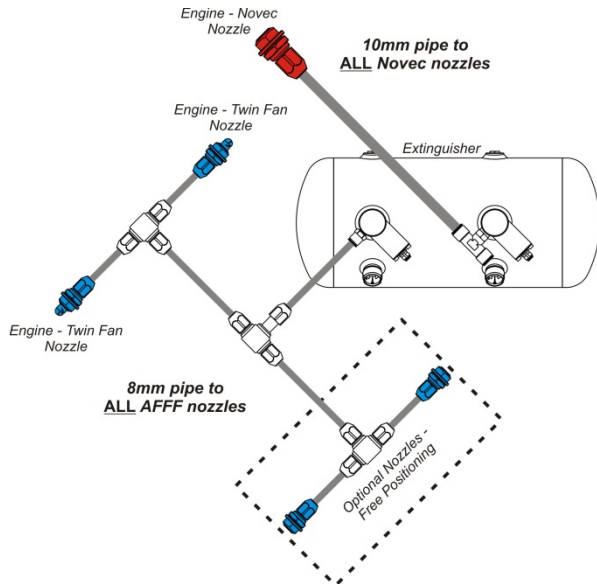


D1-2) Etiquette de maintenance collée sur le corps  
*Maintenance label glued on the body*



**INFORMATIONS COMPLEMENTAIRES / COMPLEMENTARY INFORMATION**

Two optional nozzles are included in the kit as supplied from Lifeline Fire and Safety Systems Ltd. to be used on the AFFF side of the extinguisher to target specific areas as chosen by the competitor. Positioning of these nozzles is free and are optional to fit. System is supplied with heat protective overbraid, which must be fitted over all pipework and wiring.



There are two different connectors available for the electrical box. Any of the two connectors below are approved:



There are three different pressure gauges available. The three of them are approved:

