



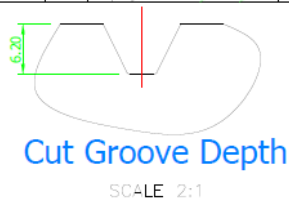

List of Cut Wet Patterns for Asphalt Tyres

Only valid for European Rally Trophy tarmac events if authorised by the Supplementary Regulations

 COOPERTIRES	Page 2
 YOKOHAMA	Page 7
 DMACK	Page 9
 MRF	Page 13
 MICHELIN	Page 18
 PIRELLI	Page 26
 HOOSIER RACING TIRE	Page 29
 EXTREME PERFORMANCE TYRES	Page 33
 DUNLOP	Page 35
 Hankook	Page 36



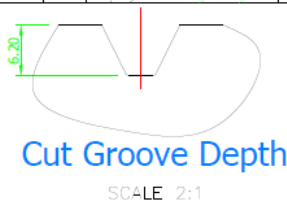

COOPER DISCOVERER TARMAC DT02 - 225/40R18 - WET CUTTING PATTERN – PHASE 1



*Green Lines to Be Cut



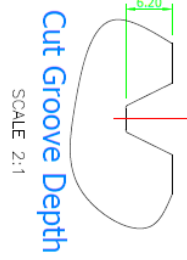
COOPER DISCOVERER TARMAC DT02 - 225/40R18 - WET CUTTING PATTERN – PHASE 2



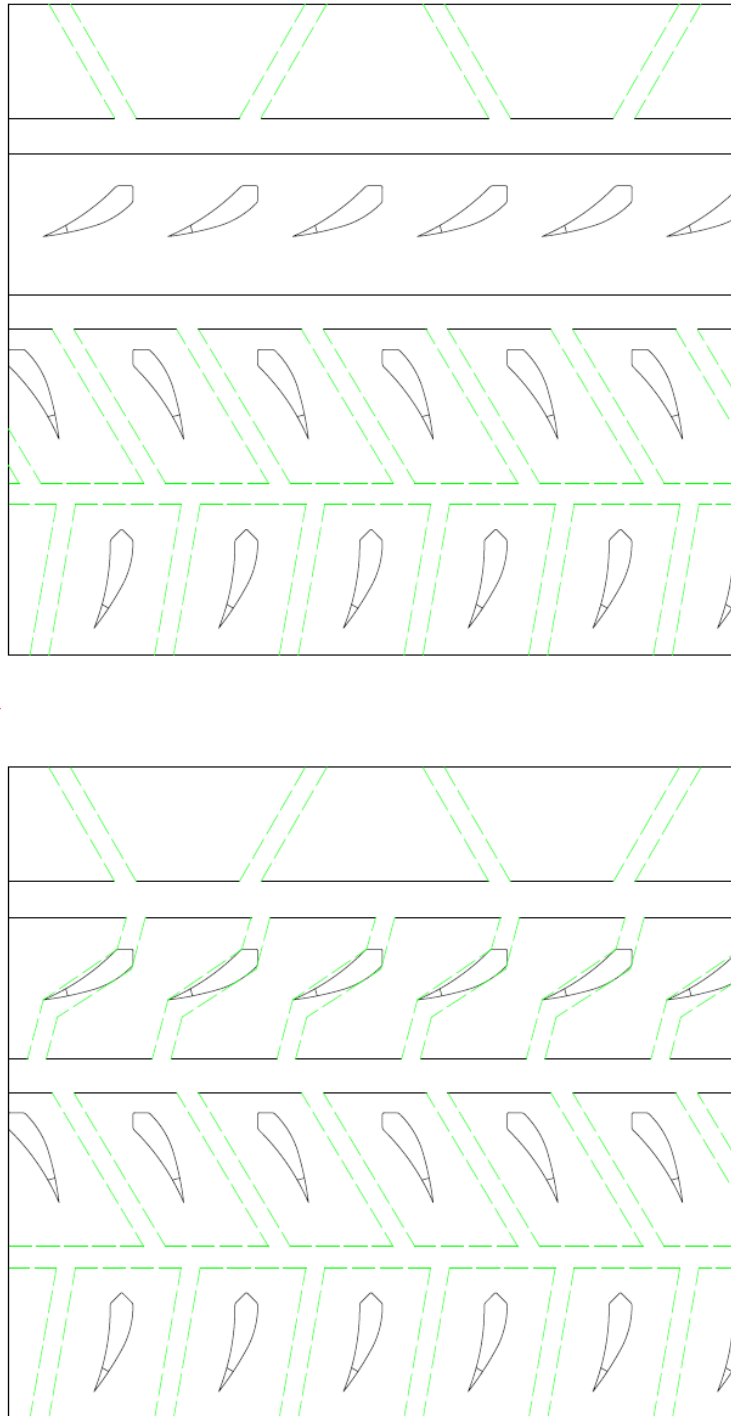
*Green Lines to Be Cut

COOPER DISCOVERER TARMAC DT1 - 205/45R17 - WET CUTTING PATTERN

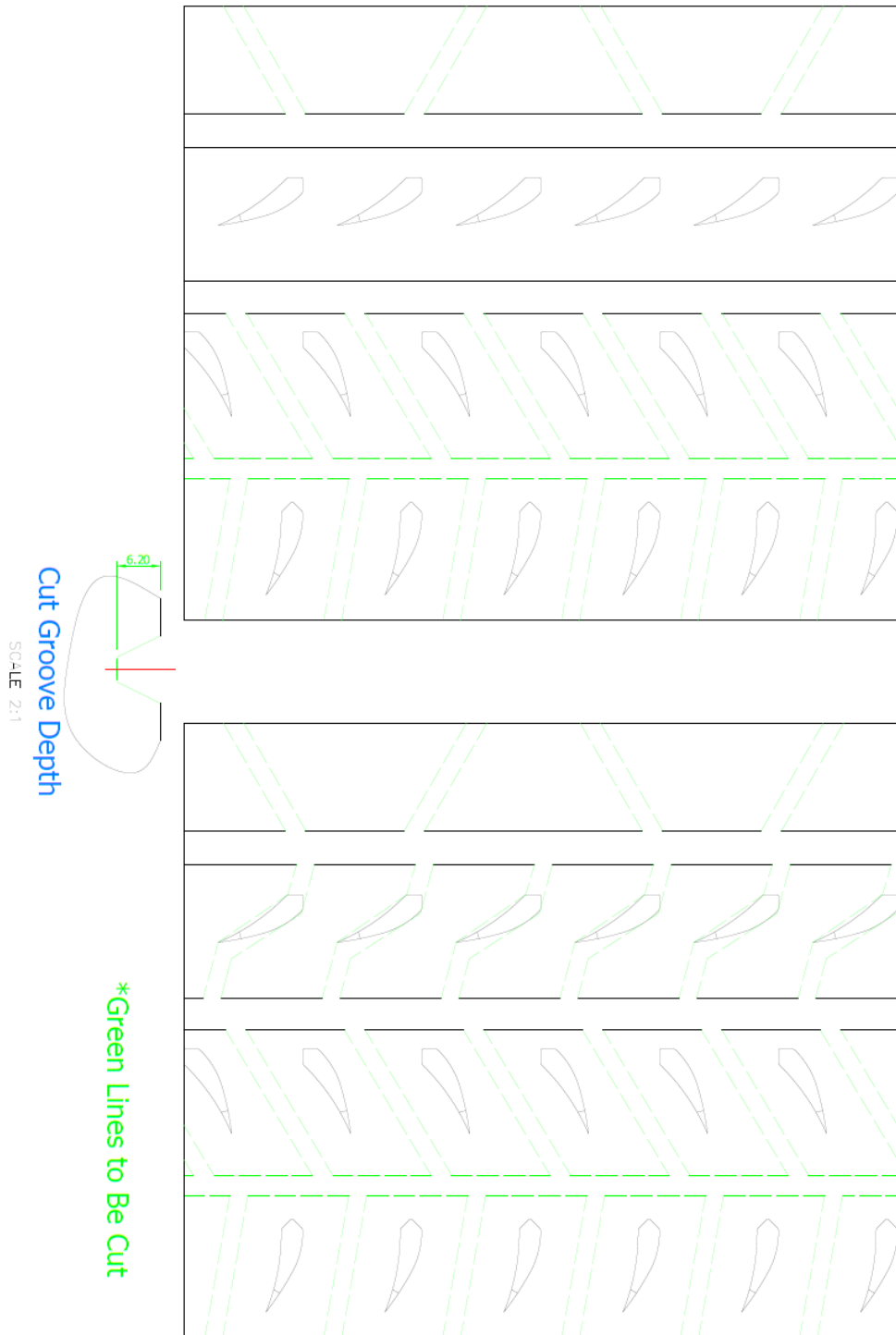
DRAWING REFERENCE



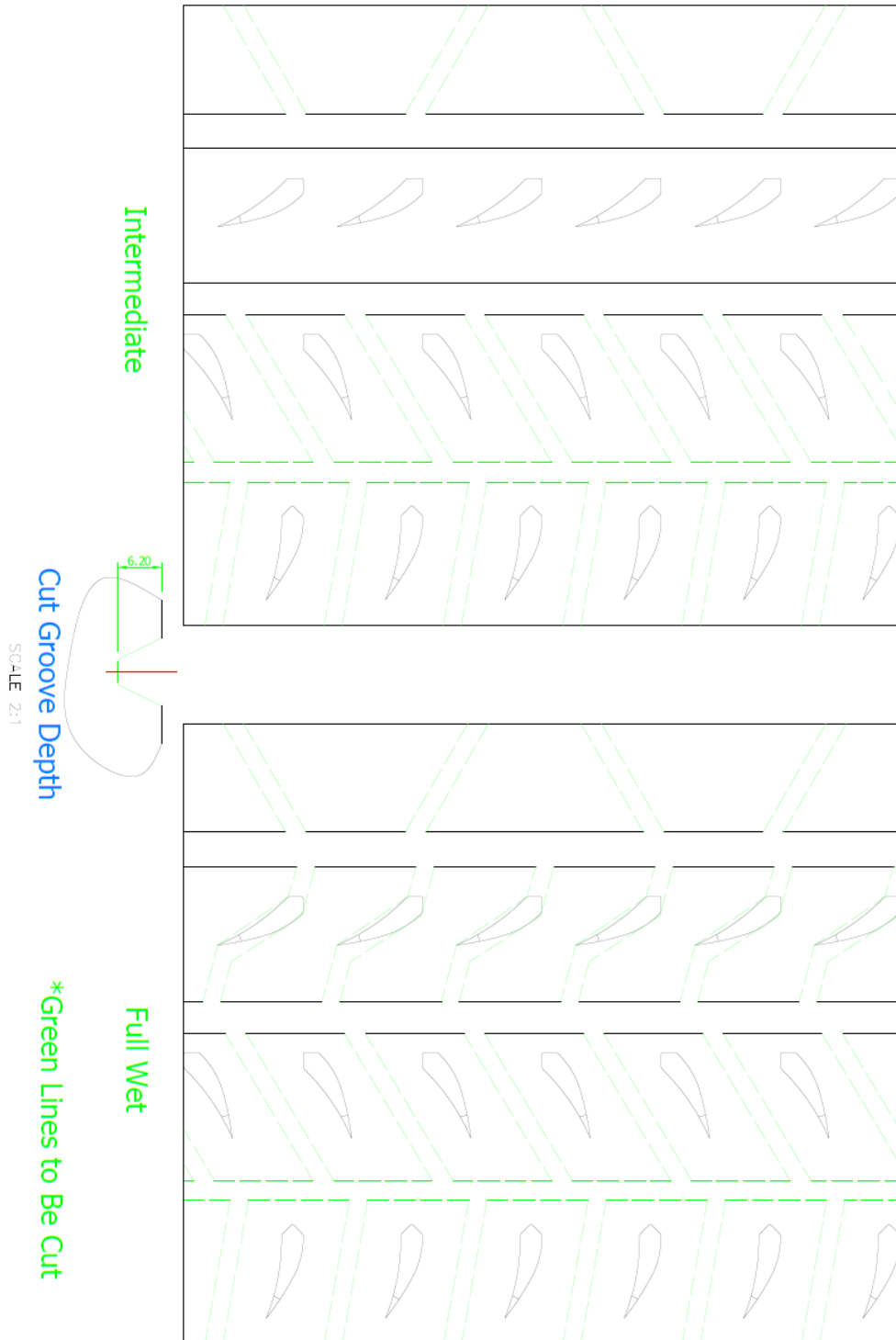
*Green Lines to Be Cut

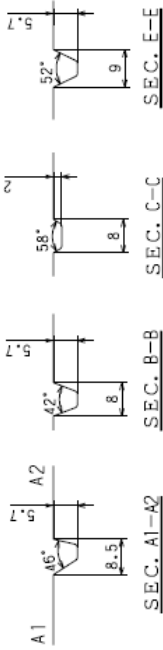


COOPER DISCOVERER TARMAC DT1 - 195/50R16 - WET CUTTING PATTERN



COOPER DISCOVERER TARMAC DT1 - 195/50R15 - WET CUTTING PATTERN



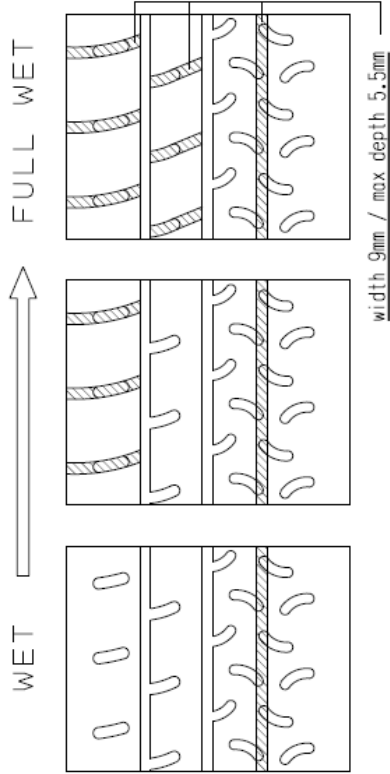


In the control area
 5.5mm grooves-18.1%
 Total grooves-22.2%

----- Control area 170X140

Tyre weight 9.7kg

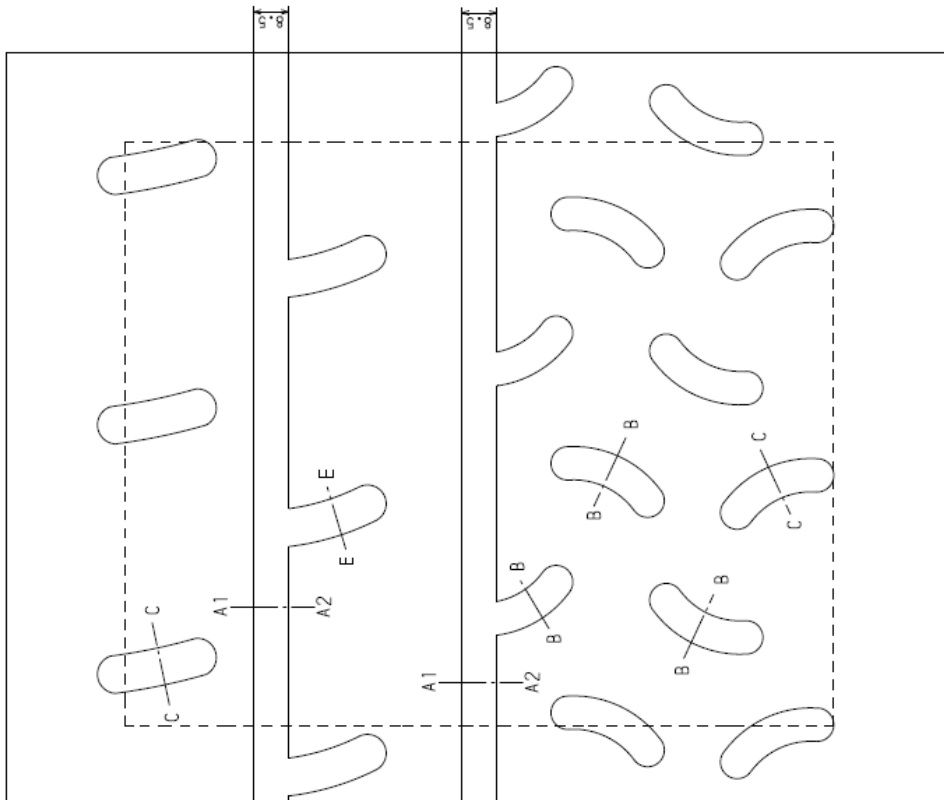
HAND-CUT GROOVE RECOMMENDATION



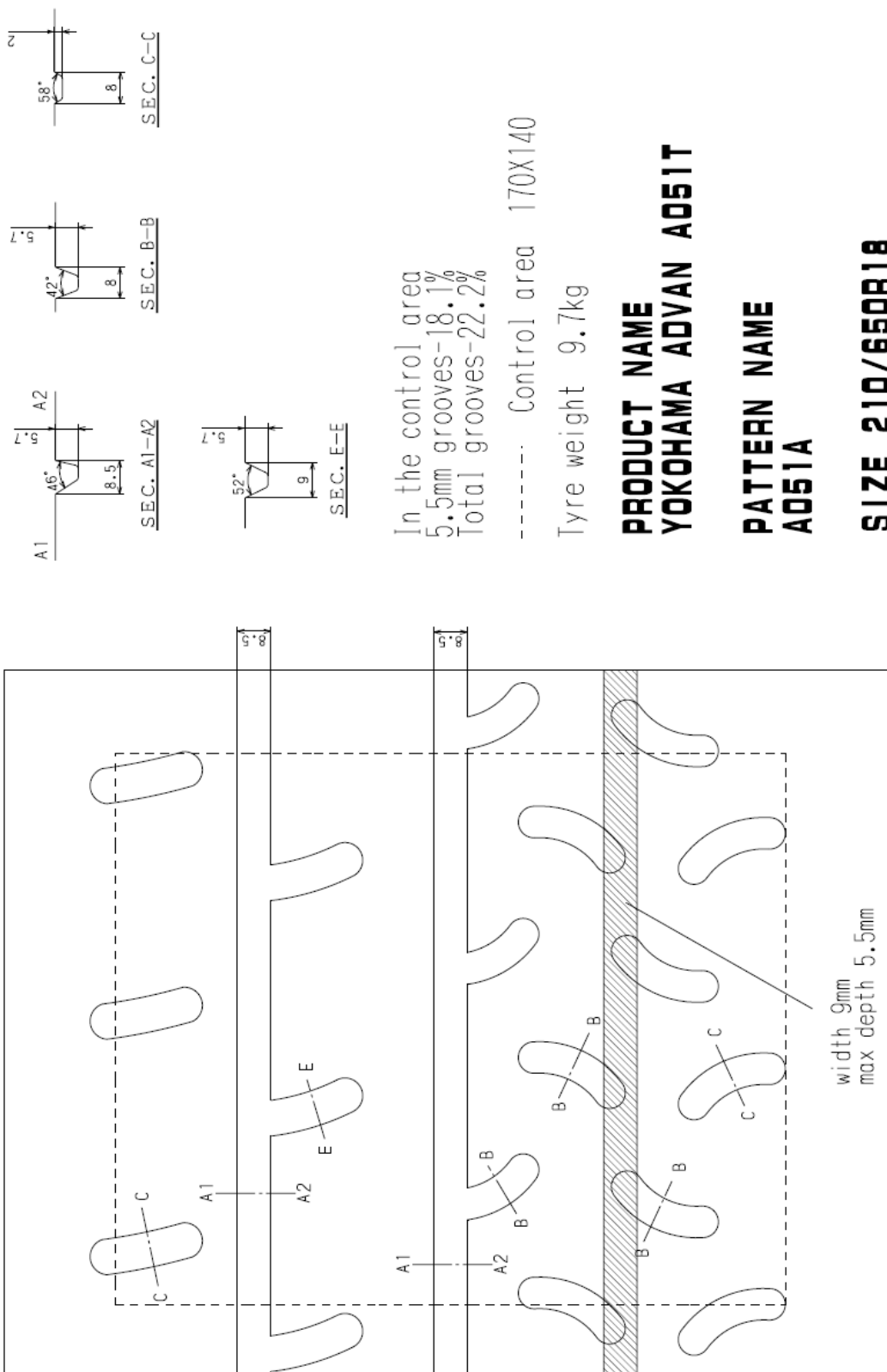
PATTERN NAME
A051A

PRODUCT NAME
YOKOHAMA ADVAN A051T

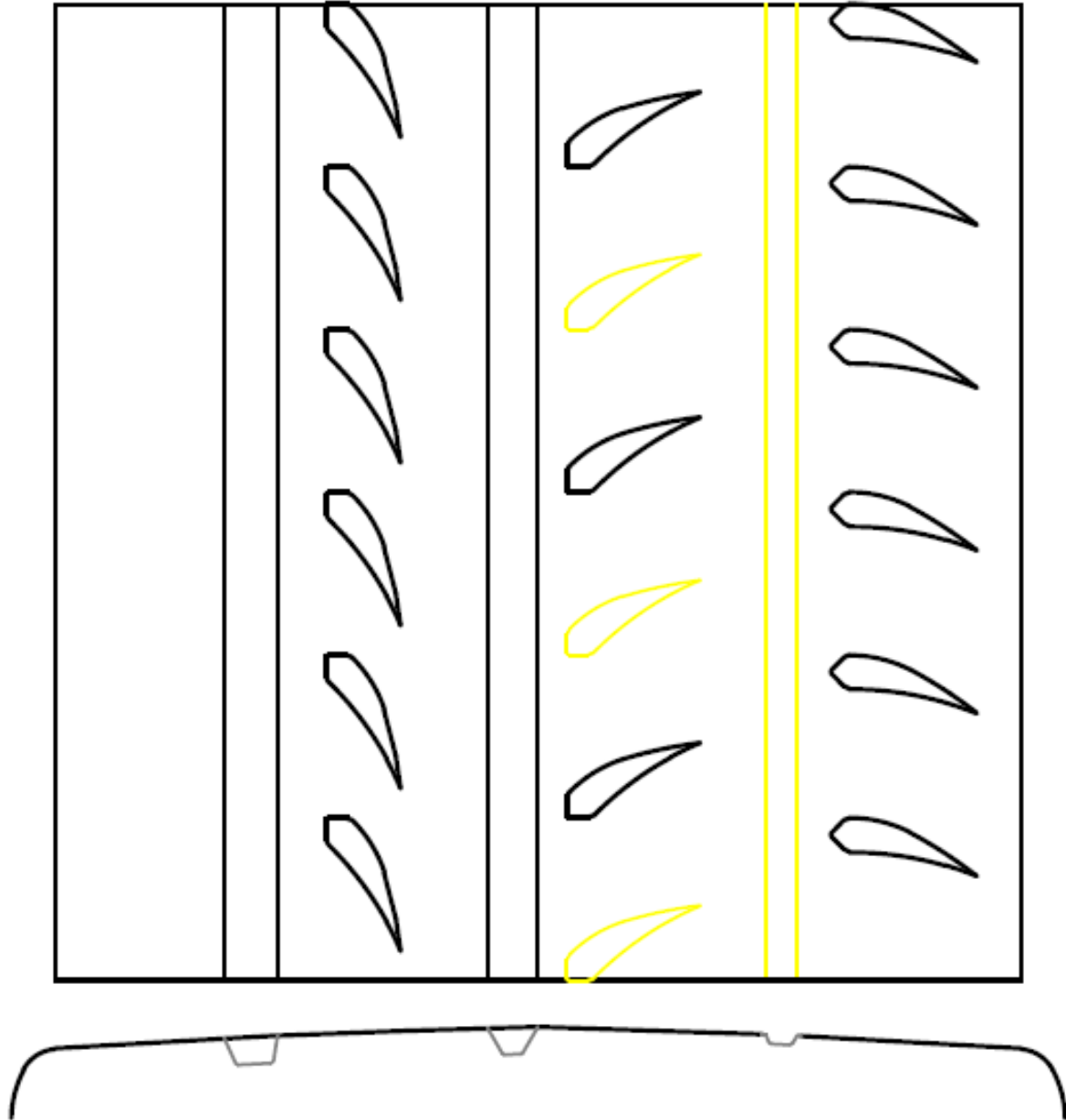
SIZE 210/650R18



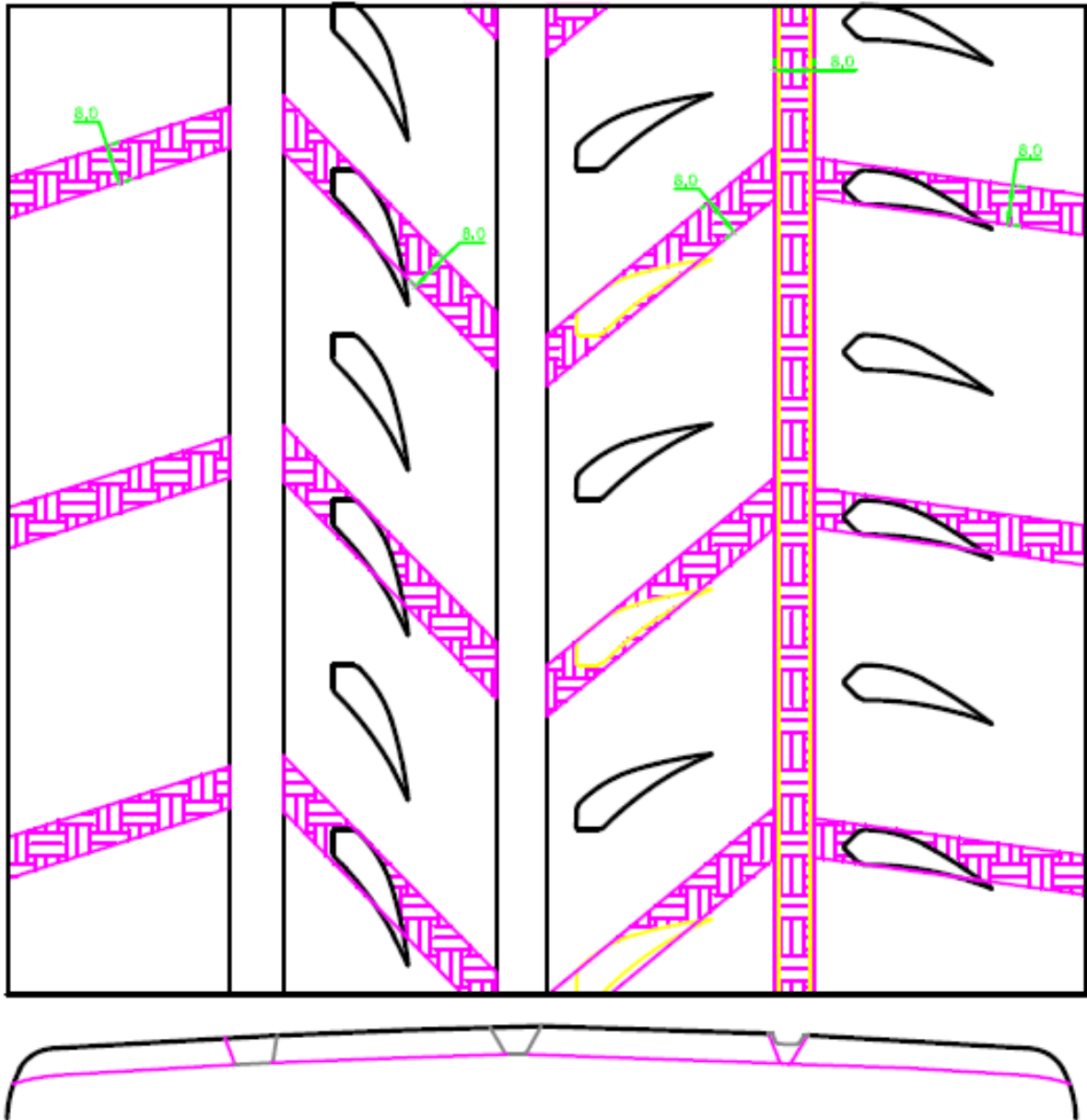
HAND-CUT GROOVE RECOMMENDATION



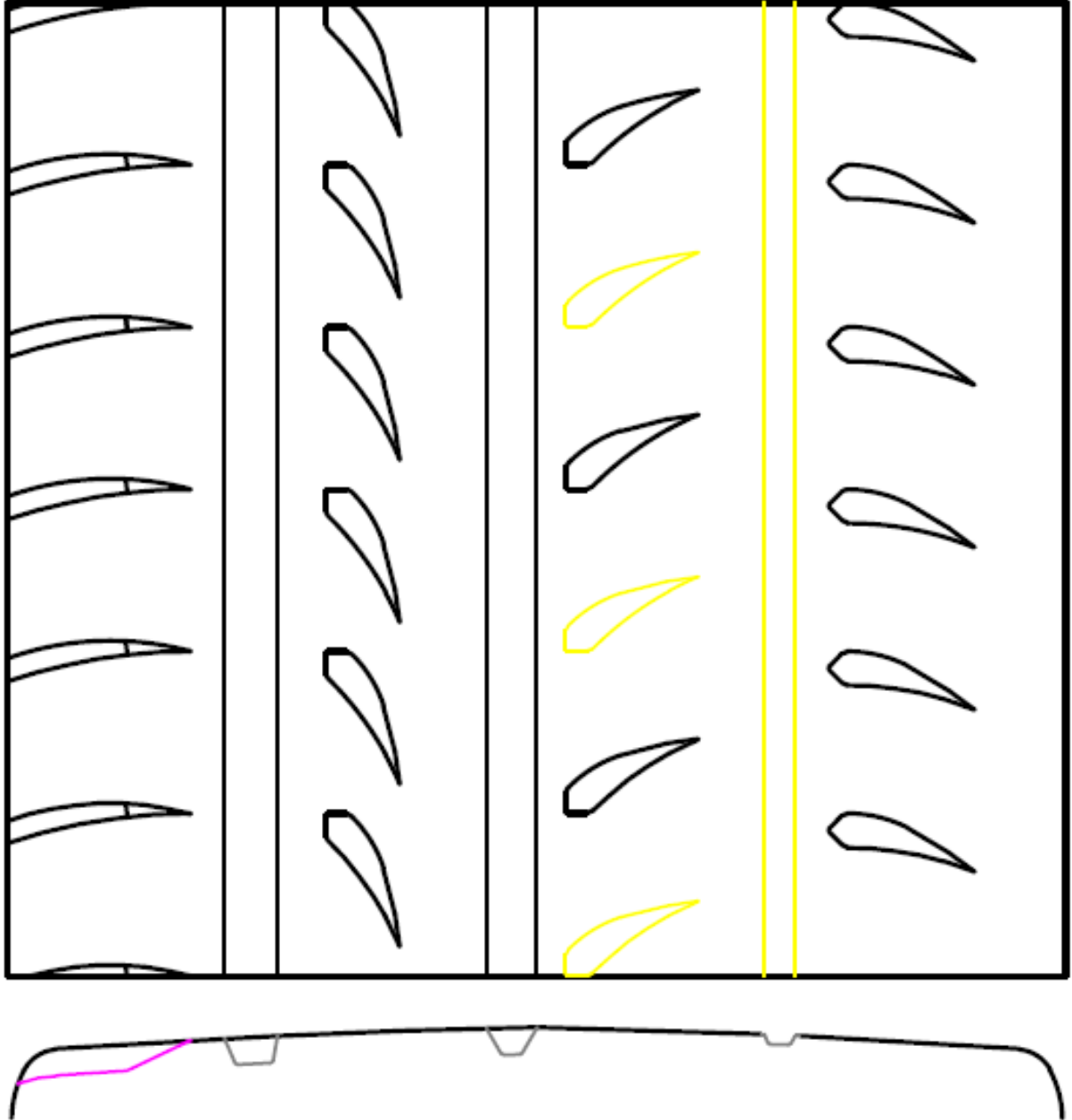
DMT RC2



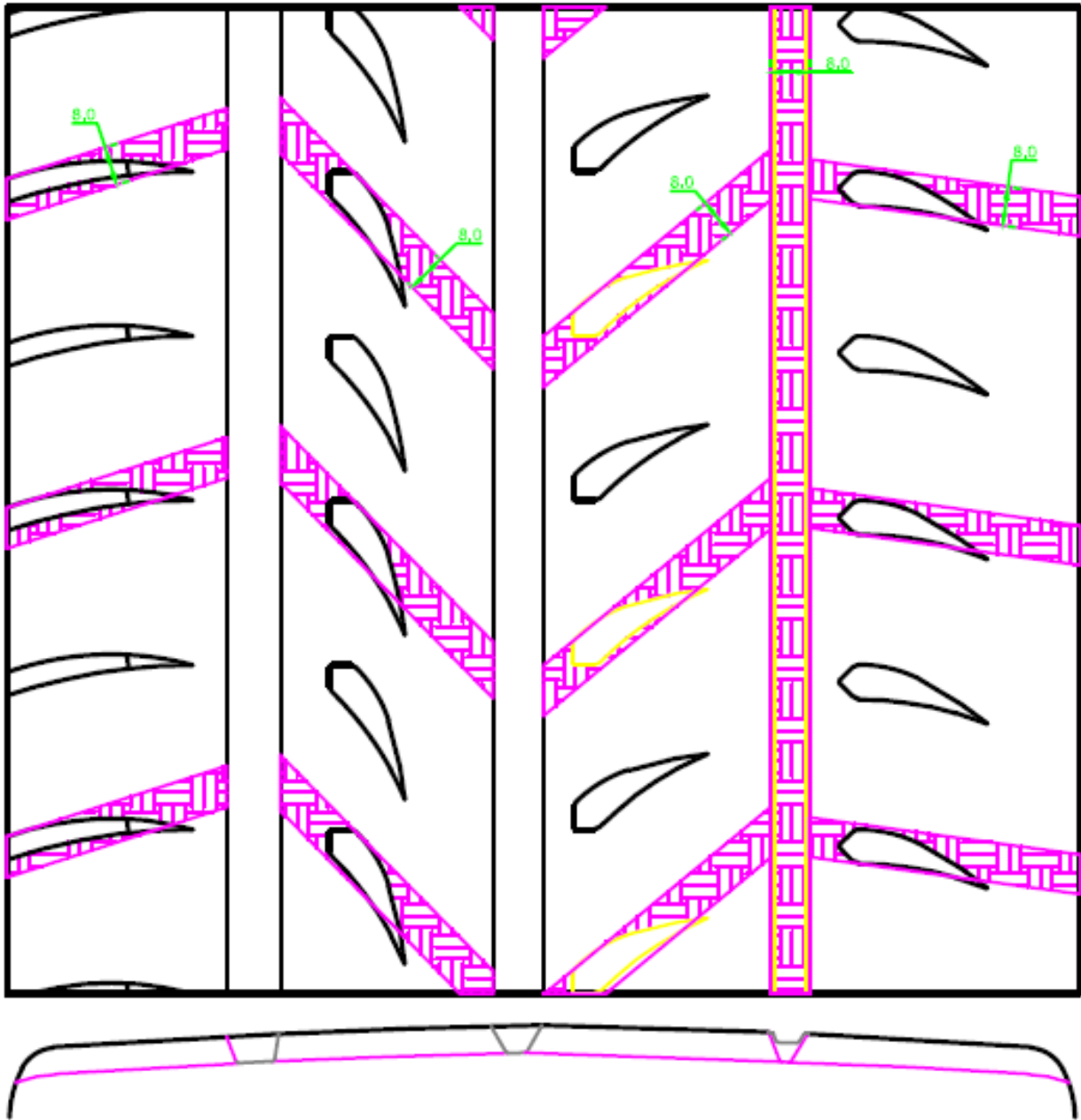
DMT RC2 Wet Cut



DMT RC22



DMT RC22 Wet Cut





MRF

<p>235/40 R18 ZTA</p>		<p>235/40 R18 ZTA HC-1 LIGHT RAIN</p>	
<p>235/40 R18 ZTA HC-2 HEAVY RAIN</p>		<p>235/40 R18 ZTA HC-2 HEAVY RAIN</p>	

<p>235/40R18 ZTA TL - PATTERN HAND CUT WET</p>	
<p>DATE: 29/10/2024</p>	<p>BY: [Signature]</p>
<p>DESIGNED BY: [Signature]</p>	<p>CHECKED BY: [Signature]</p>
<p>APPROVED BY: [Signature]</p>	<p>DATE: 29/10/2024</p>

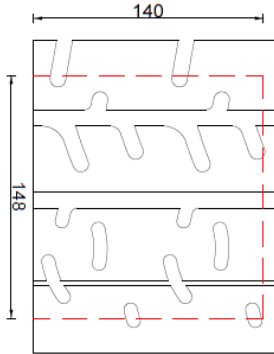


MRF

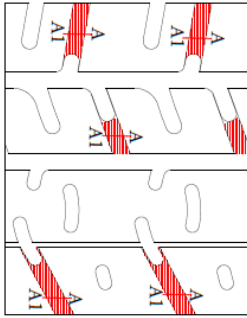


195/50 R15 Tarmac Rally - Hand Cut Pattern for Wet

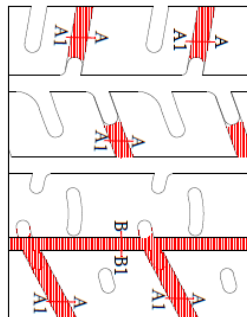
Dry Pattern
Groove Ratio > 17%



Light Rain
Groove Ratio > 27.5%



Heavy Rain
Groove Ratio > 32.5%



Control area 148 x 140 mm (Dotted Line)

SECTION: A-A1

SECTION: B-B1

A-A1 - 10 mm
B-B1 - 8 mm
Hand Cut Groove Portion

CLASS 8"
RIM 6.5"

GENERAL INFORMATION		MATERIAL		DIMENSIONS		CLASSIFICATION	
ITEM NO.	DESCRIPTION	ITEM NO.	DESCRIPTION	ITEM NO.	DESCRIPTION	ITEM NO.	DESCRIPTION
1	195/50 R15 TARMAC RALLY - HAND CUT WET PATTERN	1	STEEL	1	195	1	CLASS 8"
2		2		2	50	2	RIM 6.5"
3		3		3	R15	3	
4		4		4		4	
5		5		5		5	
6		6		6		6	
7		7		7		7	
8		8		8		8	
9		9		9		9	
10		10		10		10	
11		11		11		11	
12		12		12		12	
13		13		13		13	
14		14		14		14	
15		15		15		15	
16		16		16		16	
17		17		17		17	
18		18		18		18	
19		19		19		19	
20		20		20		20	
21		21		21		21	
22		22		22		22	
23		23		23		23	
24		24		24		24	
25		25		25		25	
26		26		26		26	
27		27		27		27	
28		28		28		28	
29		29		29		29	
30		30		30		30	
31		31		31		31	
32		32		32		32	
33		33		33		33	
34		34		34		34	
35		35		35		35	
36		36		36		36	
37		37		37		37	
38		38		38		38	
39		39		39		39	
40		40		40		40	
41		41		41		41	
42		42		42		42	
43		43		43		43	
44		44		44		44	
45		45		45		45	
46		46		46		46	
47		47		47		47	
48		48		48		48	
49		49		49		49	
50		50		50		50	
51		51		51		51	
52		52		52		52	
53		53		53		53	
54		54		54		54	
55		55		55		55	
56		56		56		56	
57		57		57		57	
58		58		58		58	
59		59		59		59	
60		60		60		60	
61		61		61		61	
62		62		62		62	
63		63		63		63	
64		64		64		64	
65		65		65		65	
66		66		66		66	
67		67		67		67	
68		68		68		68	
69		69		69		69	
70		70		70		70	
71		71		71		71	
72		72		72		72	
73		73		73		73	
74		74		74		74	
75		75		75		75	
76		76		76		76	
77		77		77		77	
78		78		78		78	
79		79		79		79	
80		80		80		80	
81		81		81		81	
82		82		82		82	
83		83		83		83	
84		84		84		84	
85		85		85		85	
86		86		86		86	
87		87		87		87	
88		88		88		88	
89		89		89		89	
90		90		90		90	
91		91		91		91	
92		92		92		92	
93		93		93		93	
94		94		94		94	
95		95		95		95	
96		96		96		96	
97		97		97		97	
98		98		98		98	
99		99		99		99	
100		100		100		100	

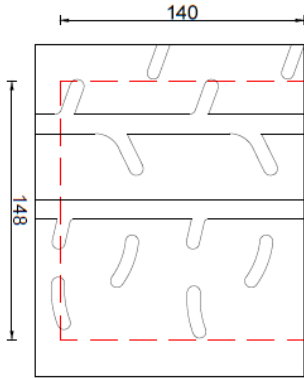


MRF

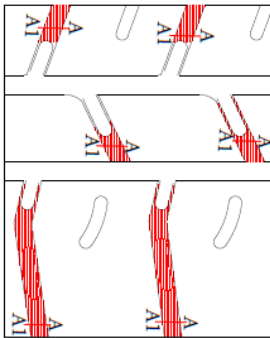


195/50 R16 Tarmac Rally - Hand Cut Pattern for Wet

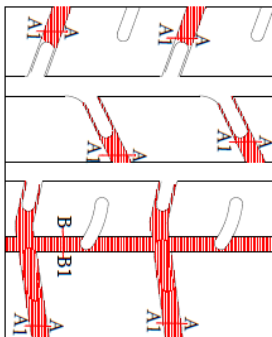
Dry Pattern
Groove Ratio > 17%



Light Rain
Groove Ratio > 27.5%



Heavy Rain
Groove Ratio > 32.5%



Control area 148 x 140 mm (Dotted Line)

SECTION: A-A1

SECTION: B-B1

A-A1 - 10 mm
B-B1 - 8 mm

Hand Cut Groove Portion

CLASS 8"
RIM 6.5"

NO.	DESCRIPTION	UNIT	QTY	REMARKS
1	Hand Cut Groove Portion	mm		
2	Sipes	mm		
3	Groove	mm		
4	Hand Cut Groove Portion	mm		
5	Sipes	mm		
6	Groove	mm		
7	Hand Cut Groove Portion	mm		
8	Sipes	mm		
9	Groove	mm		
10	Hand Cut Groove Portion	mm		
11	Sipes	mm		
12	Groove	mm		
13	Hand Cut Groove Portion	mm		
14	Sipes	mm		
15	Groove	mm		
16	Hand Cut Groove Portion	mm		
17	Sipes	mm		
18	Groove	mm		
19	Hand Cut Groove Portion	mm		
20	Sipes	mm		
21	Groove	mm		
22	Hand Cut Groove Portion	mm		
23	Sipes	mm		
24	Groove	mm		
25	Hand Cut Groove Portion	mm		
26	Sipes	mm		
27	Groove	mm		
28	Hand Cut Groove Portion	mm		
29	Sipes	mm		
30	Groove	mm		
31	Hand Cut Groove Portion	mm		
32	Sipes	mm		
33	Groove	mm		
34	Hand Cut Groove Portion	mm		
35	Sipes	mm		
36	Groove	mm		
37	Hand Cut Groove Portion	mm		
38	Sipes	mm		
39	Groove	mm		
40	Hand Cut Groove Portion	mm		
41	Sipes	mm		
42	Groove	mm		
43	Hand Cut Groove Portion	mm		
44	Sipes	mm		
45	Groove	mm		
46	Hand Cut Groove Portion	mm		
47	Sipes	mm		
48	Groove	mm		
49	Hand Cut Groove Portion	mm		
50	Sipes	mm		
51	Groove	mm		
52	Hand Cut Groove Portion	mm		
53	Sipes	mm		
54	Groove	mm		
55	Hand Cut Groove Portion	mm		
56	Sipes	mm		
57	Groove	mm		
58	Hand Cut Groove Portion	mm		
59	Sipes	mm		
60	Groove	mm		
61	Hand Cut Groove Portion	mm		
62	Sipes	mm		
63	Groove	mm		
64	Hand Cut Groove Portion	mm		
65	Sipes	mm		
66	Groove	mm		
67	Hand Cut Groove Portion	mm		
68	Sipes	mm		
69	Groove	mm		
70	Hand Cut Groove Portion	mm		
71	Sipes	mm		
72	Groove	mm		
73	Hand Cut Groove Portion	mm		
74	Sipes	mm		
75	Groove	mm		
76	Hand Cut Groove Portion	mm		
77	Sipes	mm		
78	Groove	mm		
79	Hand Cut Groove Portion	mm		
80	Sipes	mm		
81	Groove	mm		
82	Hand Cut Groove Portion	mm		
83	Sipes	mm		
84	Groove	mm		
85	Hand Cut Groove Portion	mm		
86	Sipes	mm		
87	Groove	mm		
88	Hand Cut Groove Portion	mm		
89	Sipes	mm		
90	Groove	mm		
91	Hand Cut Groove Portion	mm		
92	Sipes	mm		
93	Groove	mm		
94	Hand Cut Groove Portion	mm		
95	Sipes	mm		
96	Groove	mm		
97	Hand Cut Groove Portion	mm		
98	Sipes	mm		
99	Groove	mm		
100	Hand Cut Groove Portion	mm		

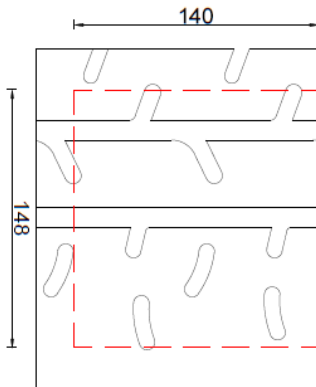


MRF

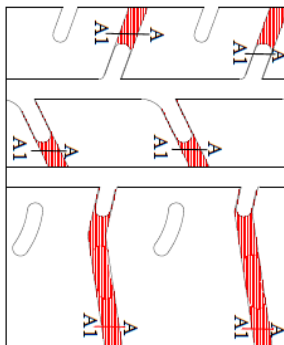


205/45 R17 Tarmac Rally - Hand Cut Pattern for Wet

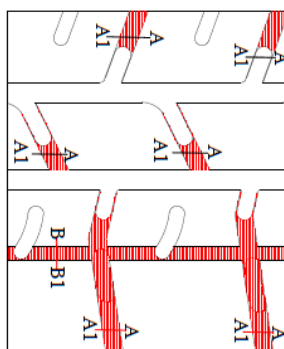
Dry Pattern
Groove Ratio > 17%



Light Rain
Groove Ratio > 27.5%



Heavy Rain
Groove Ratio > 32.5%



Control area 148 x 140 mm (Dotted Line)

SECTION: A-A1

SECTION: B-B1

A-A1 - 10 mm
B-B1 - 8 mm

Hand Cut Groove Portion

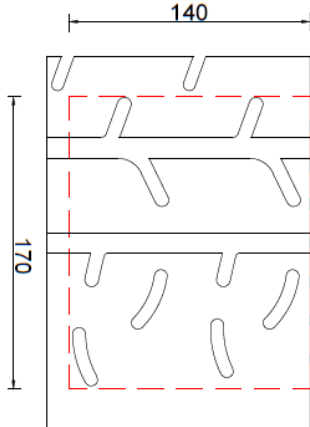
CLASS 8"
RIM 7.0"

DESIGNER	MRF	DATE	11/11/2024
APPROVED		DATE	
REVISION		DATE	
NO.		DATE	
<p>205/45 R17 Tarmac Rally - Hand Cut Pattern for Wet</p>			
<p>CLASS 8" RIM 7.0"</p>			
<p>DESIGNER: MRF</p>			
<p>DATE: 11/11/2024</p>			
<p>PROJECT: 205/45 R17 Tarmac Rally - Hand Cut Pattern for Wet</p>			
<p>SCALE: 1:1</p>			
<p>APPROVED: _____</p>			
<p>DATE: _____</p>			
<p>REVISION: _____</p>			
<p>NO.: _____</p>			
<p>DATE: _____</p>			
<p>PROJECT: 205/45 R17 Tarmac Rally - Hand Cut Pattern for Wet</p>			
<p>SCALE: 1:1</p>			
<p>APPROVED: _____</p>			
<p>DATE: _____</p>			
<p>REVISION: _____</p>			
<p>NO.: _____</p>			
<p>DATE: _____</p>			



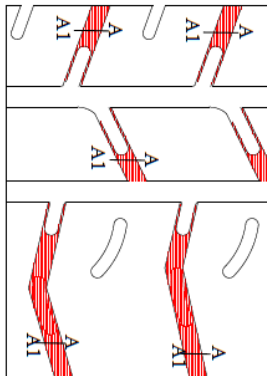
235/40 R18 Tarmac Rally - Hand Cut Pattern for Wet

Dry Pattern
Groove Ratio > 17%



Control area 170 x 140 mm (Dotted Line)

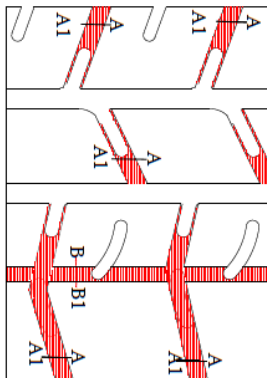
Light Rain
Groove Ratio > 27.5%



SECTION:A-A1

SECTION:B-B1

Heavy Rain
Groove Ratio > 32.5%



A-A1 - 10 mm
B-B1 - 8 mm

Hand Cut Groove Portion

CLASS 9⁺
RIM 8.0⁺

Model No.	235/40R18 ZTA TI - HAND-CUT WET PATTERN
Model Name	235/40R18 ZTA TI - HAND-CUT WET PATTERN
Brand	MRF
Category	Passenger Car
Series	E-A-0108
Original	MRF
Design Code	9140310108
Part No.	9140310108
Rev	1
Date	11/12/2013
By	
Checked	
Date	
Approved	
Date	
DR	
SR	
MR	
GR	
OR	
BR	
WR	
ER	



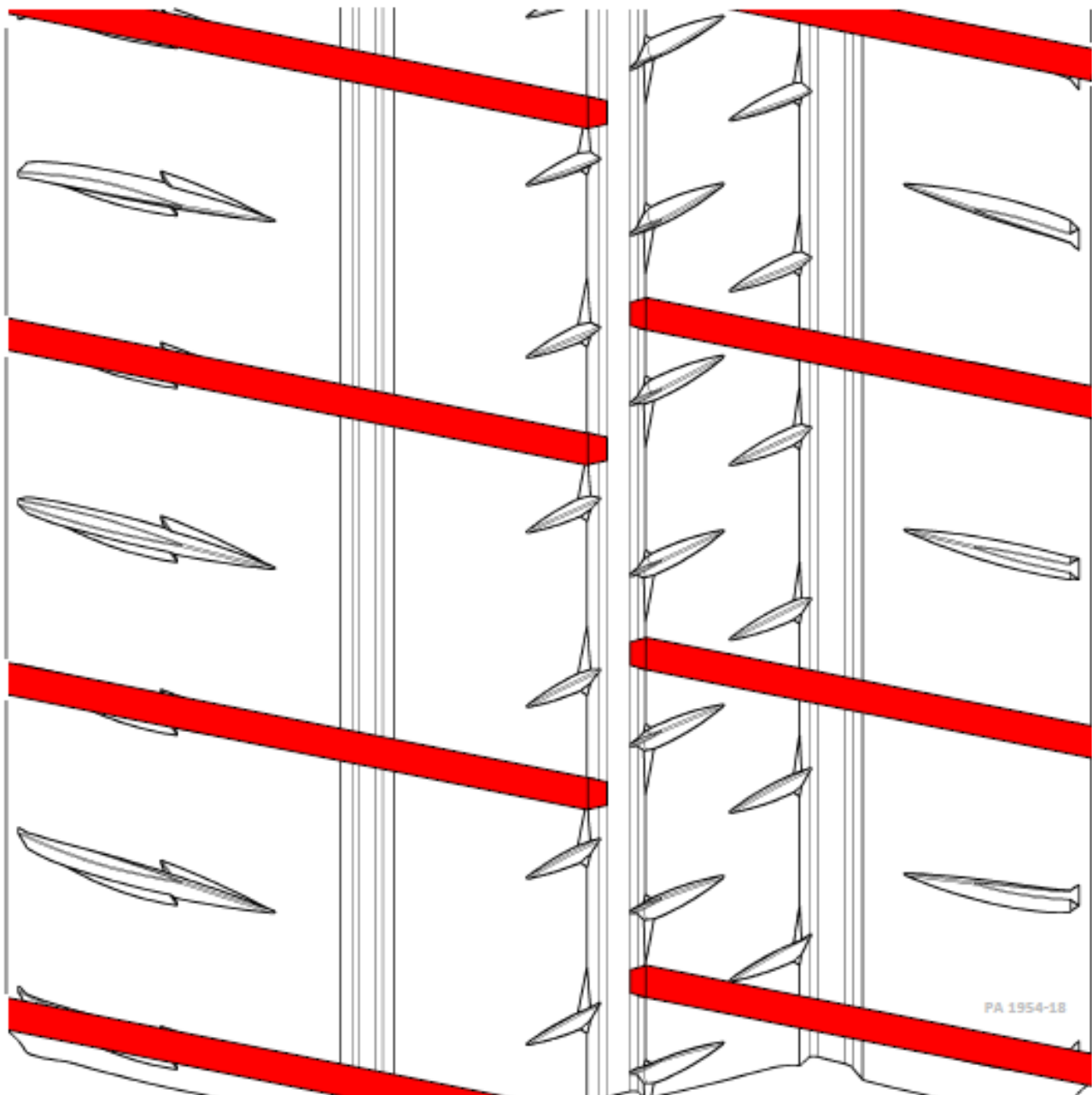
Category : GT Asphalt Rally
Dimension : 24 / 65 – 18 TL PILOT SPORT R
Cutting plan of Pilot Sport R tread pattern for RGT

Clermont-Ferrand the 20/05/2020

cuts (red parts) with Blade R2



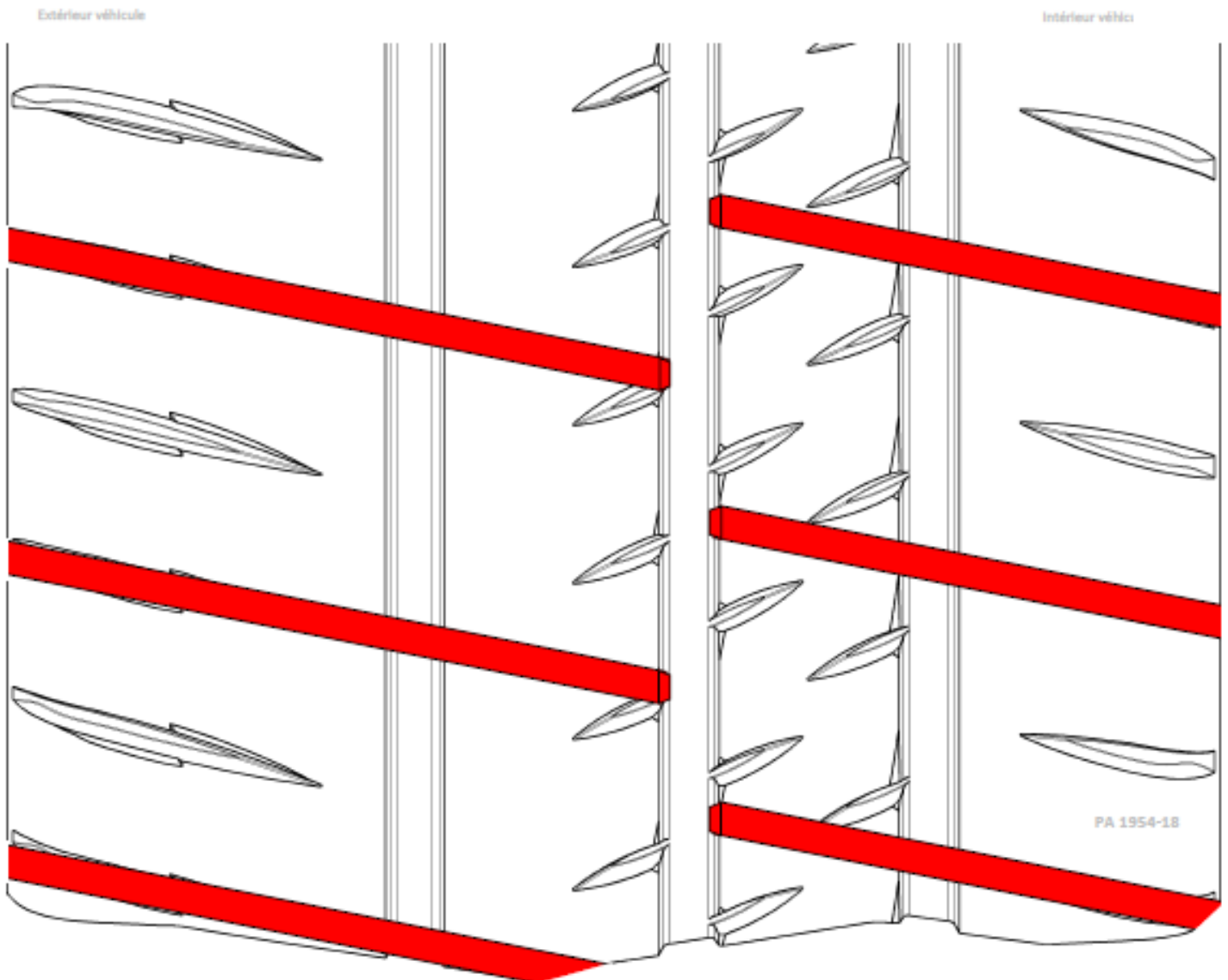
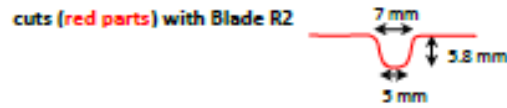
Extérieur véhicule





Category : GT Asphalt Rally
Dimension : 29 / 65 – 18 TL PILOT SPORT R
Cutting plan of Pilot Sport R tread pattern for RGT

Clermont-Ferrand the 20/05/2020



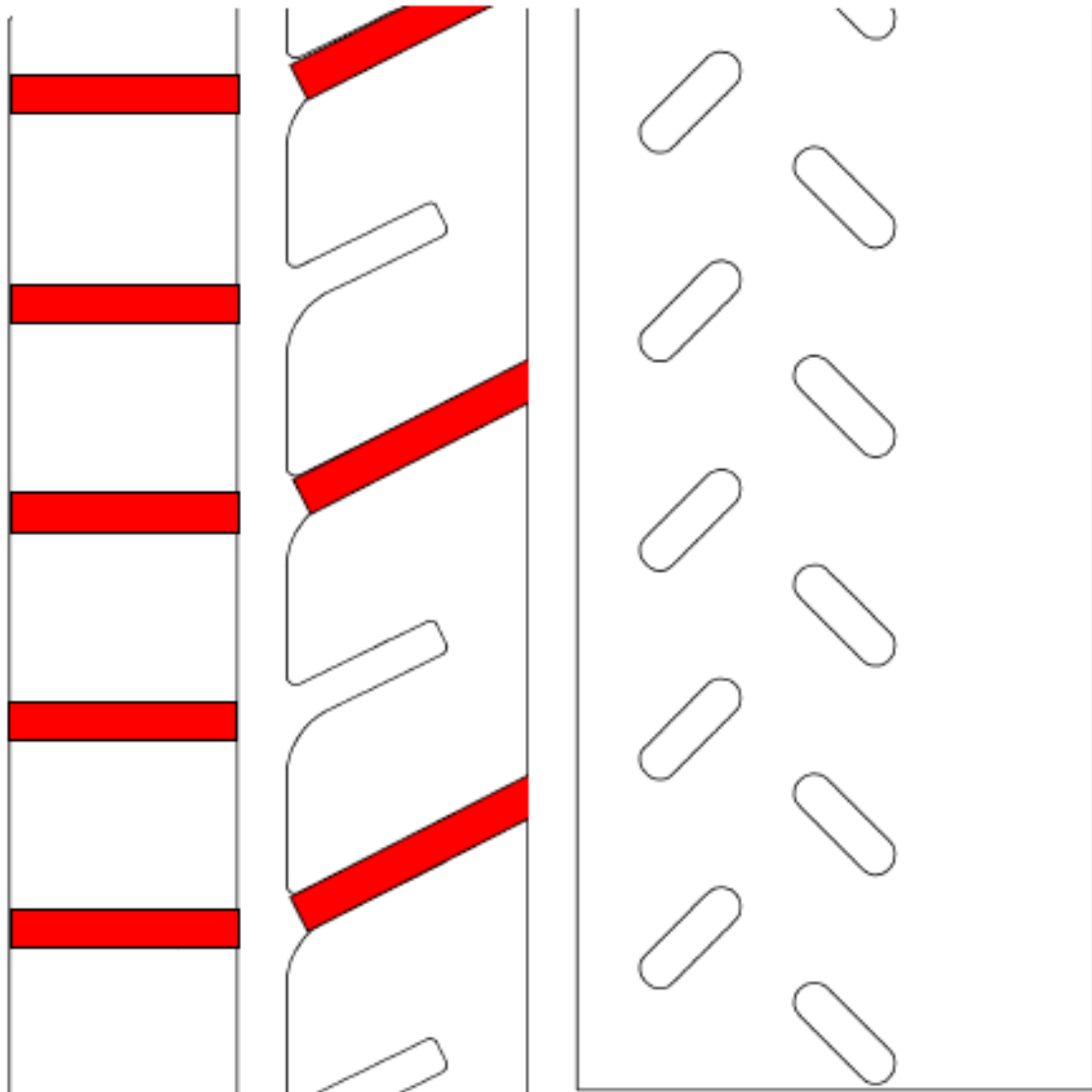
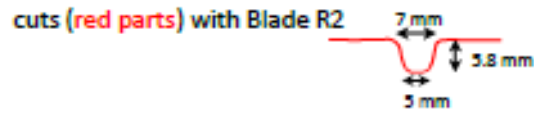


Category : Asphalt Rally

Clermont-Ferrand the 20/05/2020

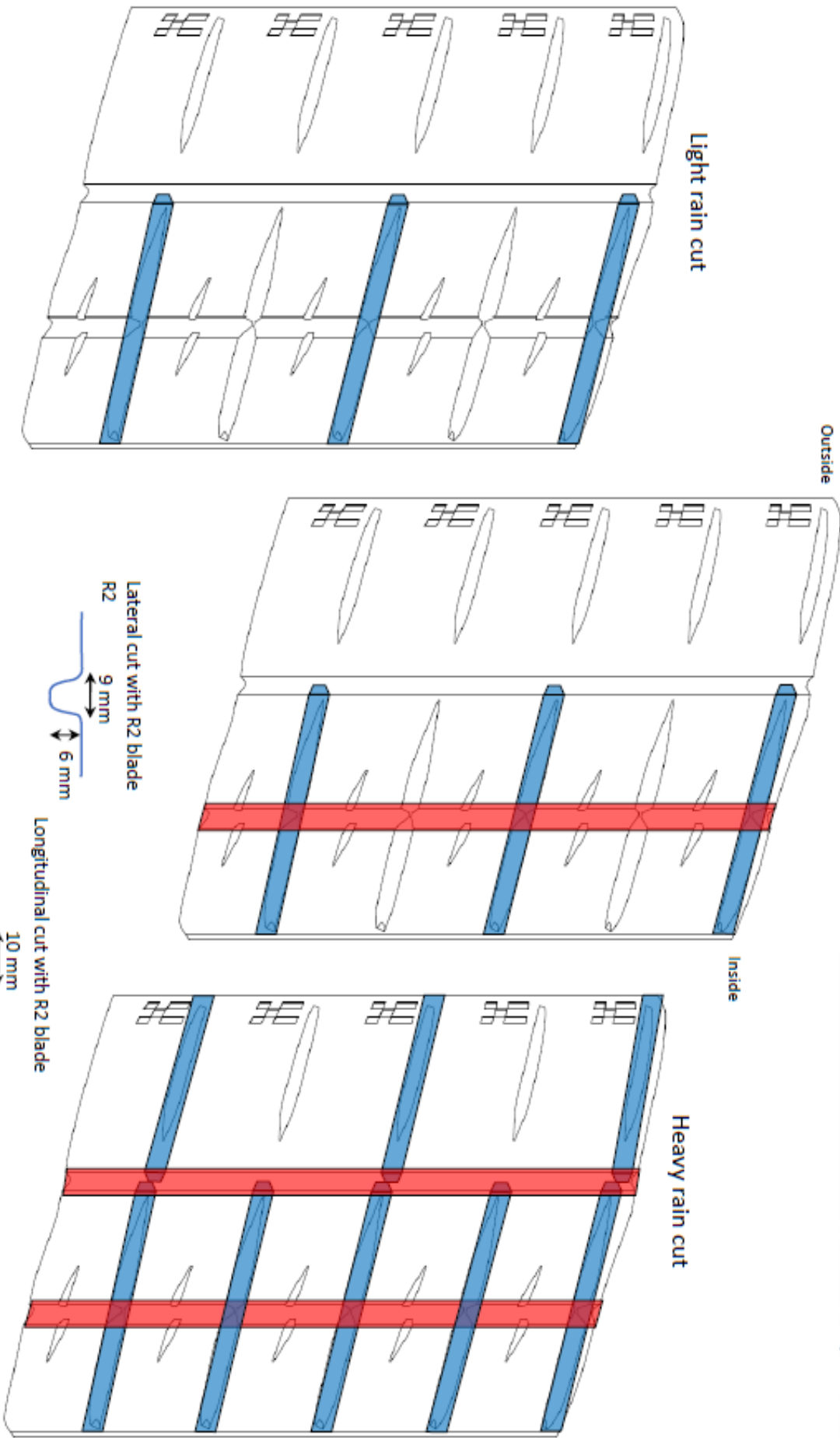
Dimensions : 20/65-18, 20/63/17, 19/63-17, 19/60-16, 20/58-15, 19/58-15, 16/57-14

Cutting plan of Pilot Sport R tread pattern



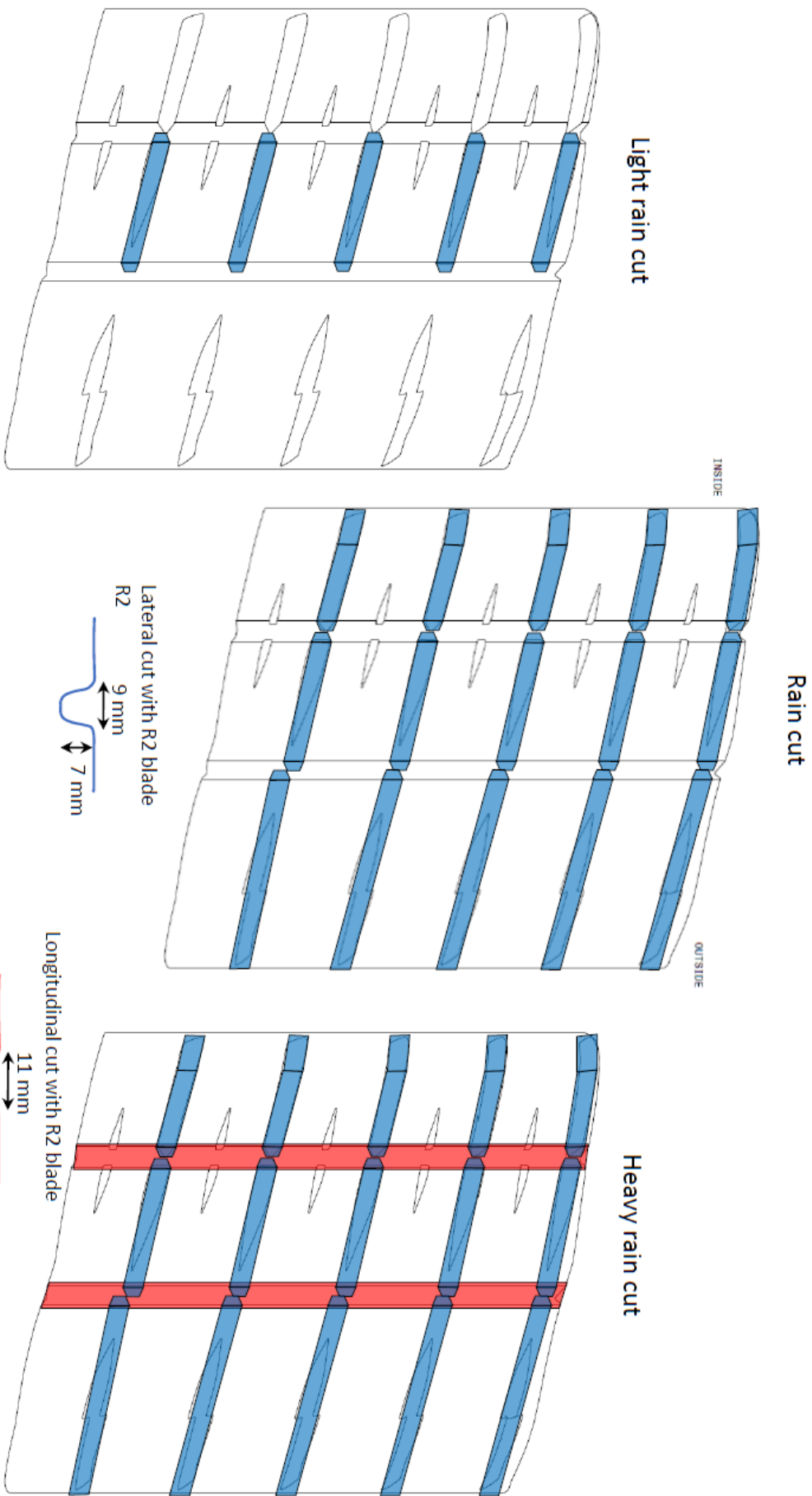
MICHELIN 19/60-16 & 19/63-17 TL PILOT SPORT PRO RALLY hand cut pattern

Clermont-Ferrand the 02/19/2023



MICHELIN 20/65-18 TL PILOT SPORT A hand cut pattern

Clermont-Ferrand the 02/19/2023



NEW 2024

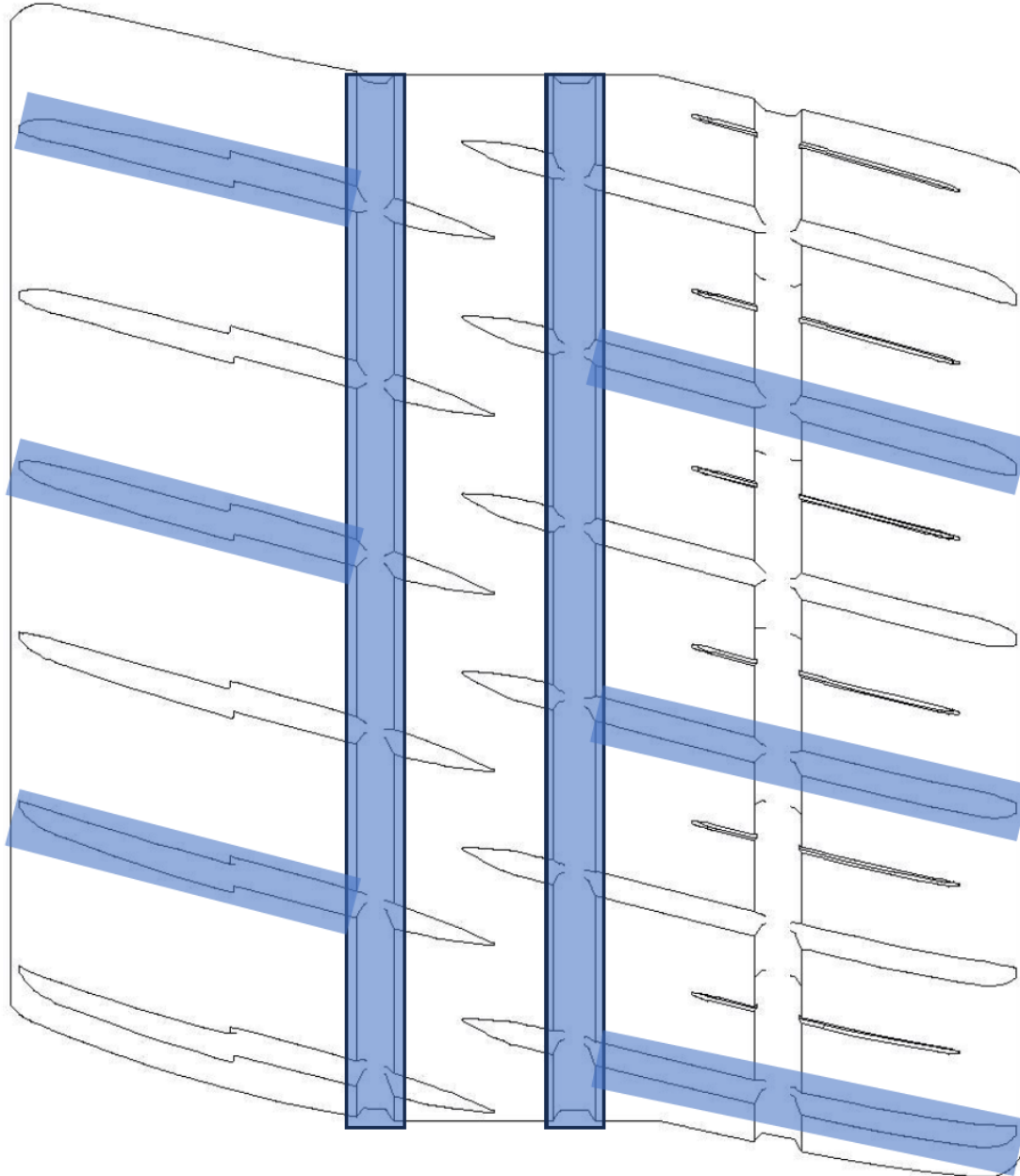
Domaine : Rallye Asphalte
Dimension : 20 / 65 - 18 TL Pilot Sport A MW1
Plan de cut



Clermont-Ferrand le 27/03/2024

Côté Extérieur véhicule

Côté Intérieur véhicule



NEW 2024

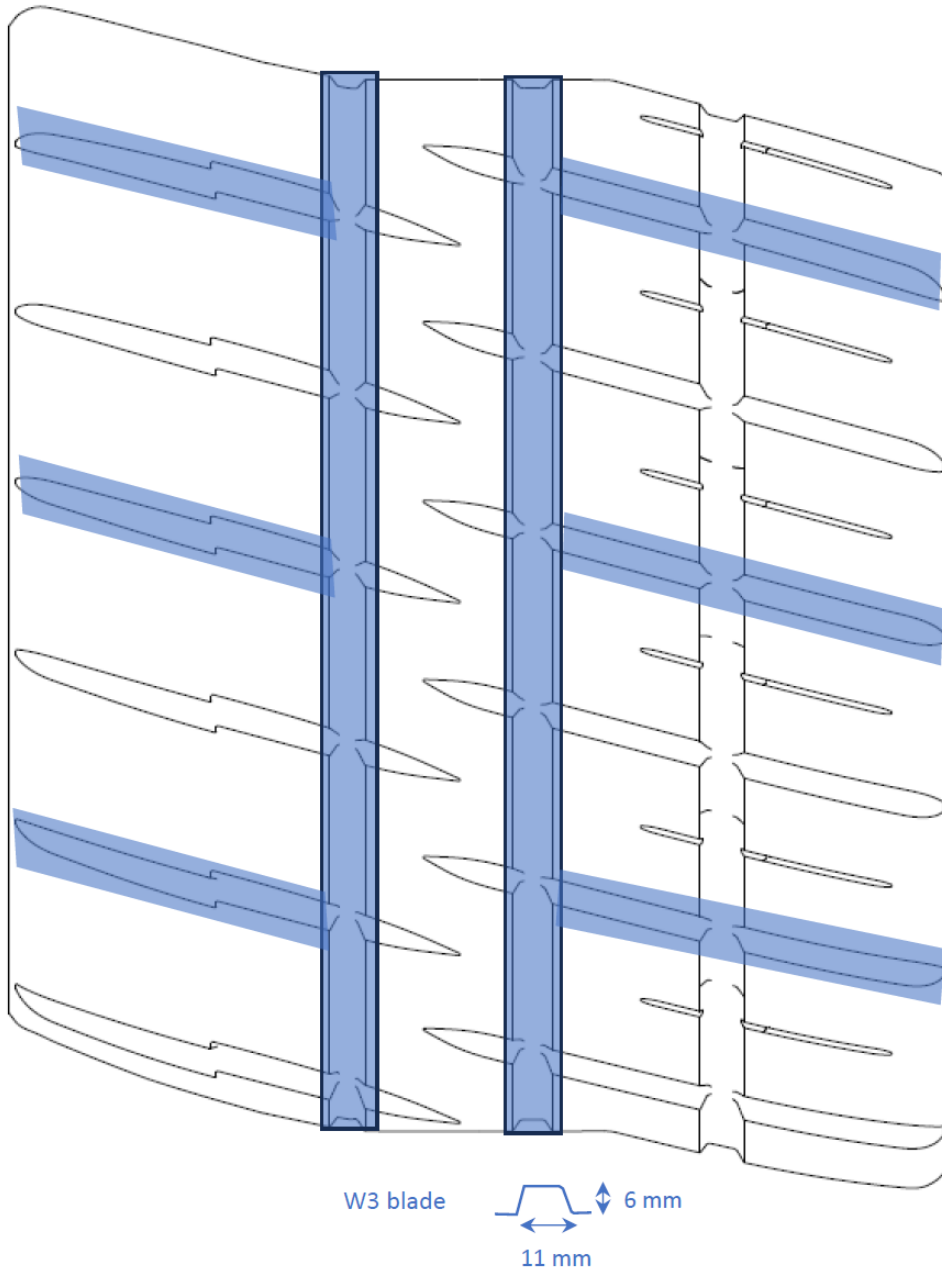


Domaine : Rallye Asphalte
Dimension : 19/60-16 TL Pilot Sport A MW1
Plan de cut

Clermont-Ferrand le 01/10/2024

Côté Extérieur véhicule

Côté Intérieur véhicule



NEW 2024

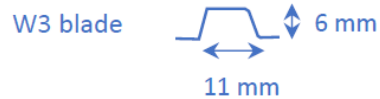
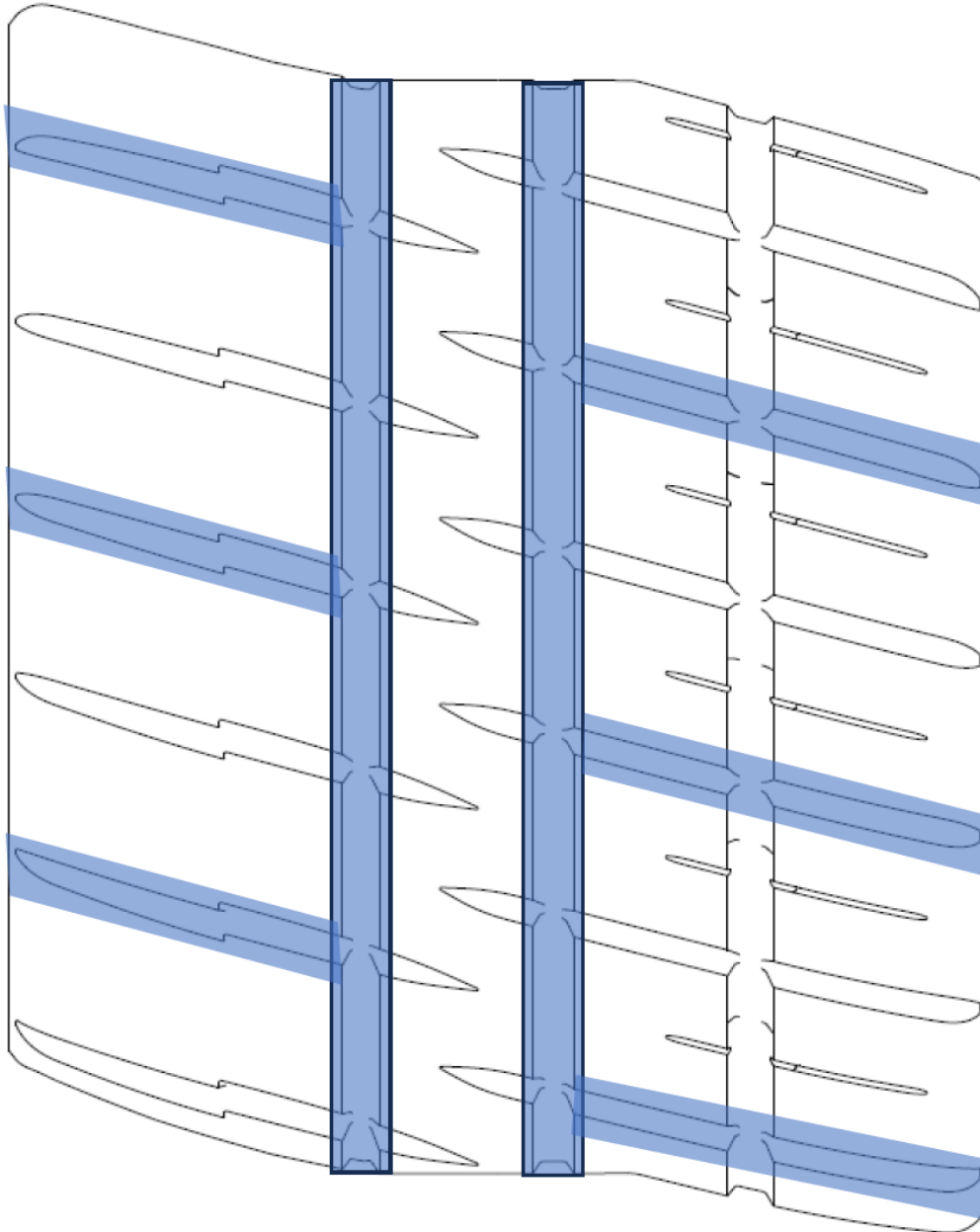
Domaine : Rallye Asphalte
Dimension : 19/63-17 TL Pilot Sport A MW1
Plan de cut



Clermont-Ferrand le 01/10/2024

Côté Extérieur véhicule

Côté Intérieur véhicule



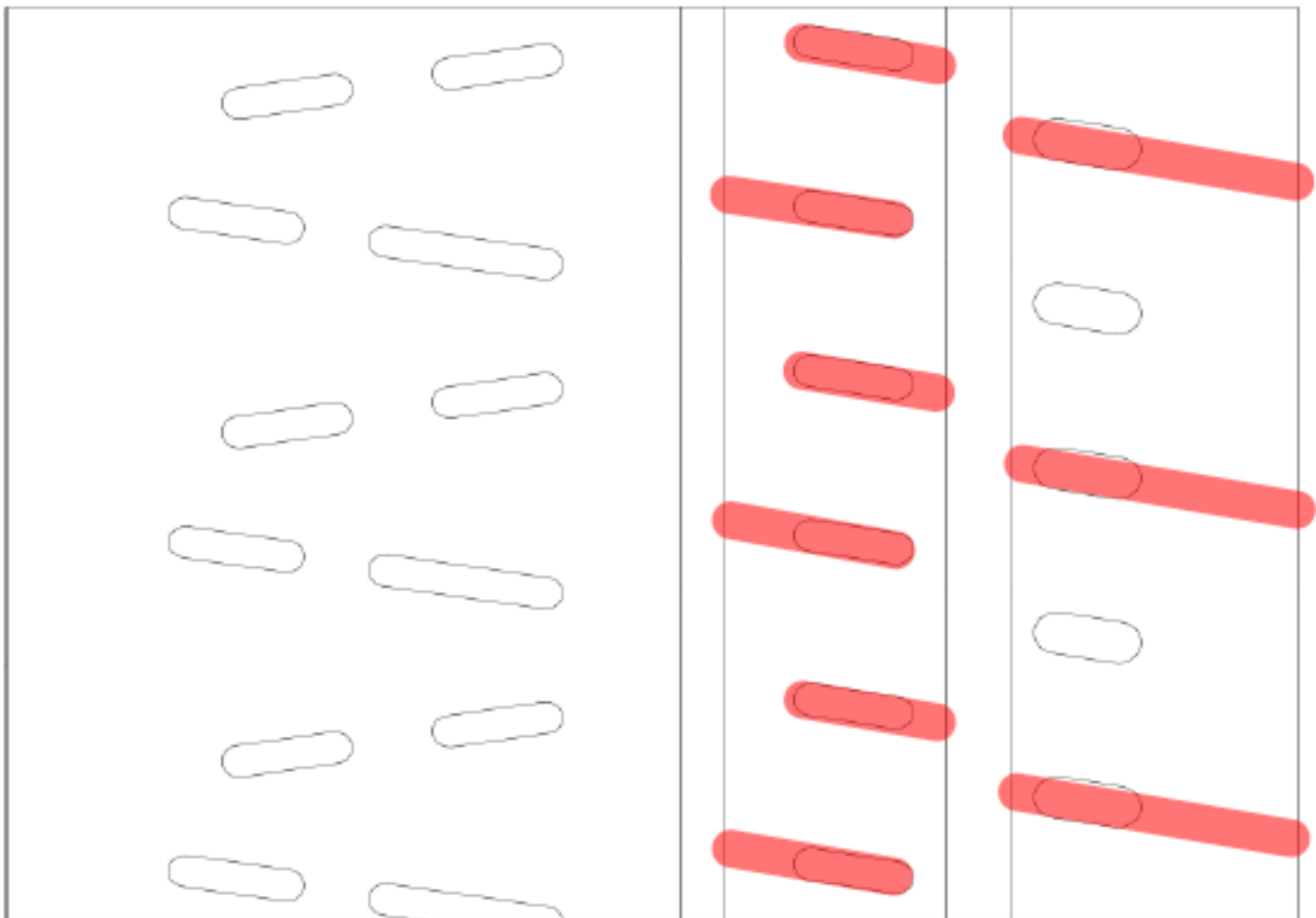


235/40R18 PZERO RA
205/45R17 PZERO RA
195/50R16 PZERO RA

Cut 1 for Damp conditions



W = 6 mm
D = 6 mm
Blade R2



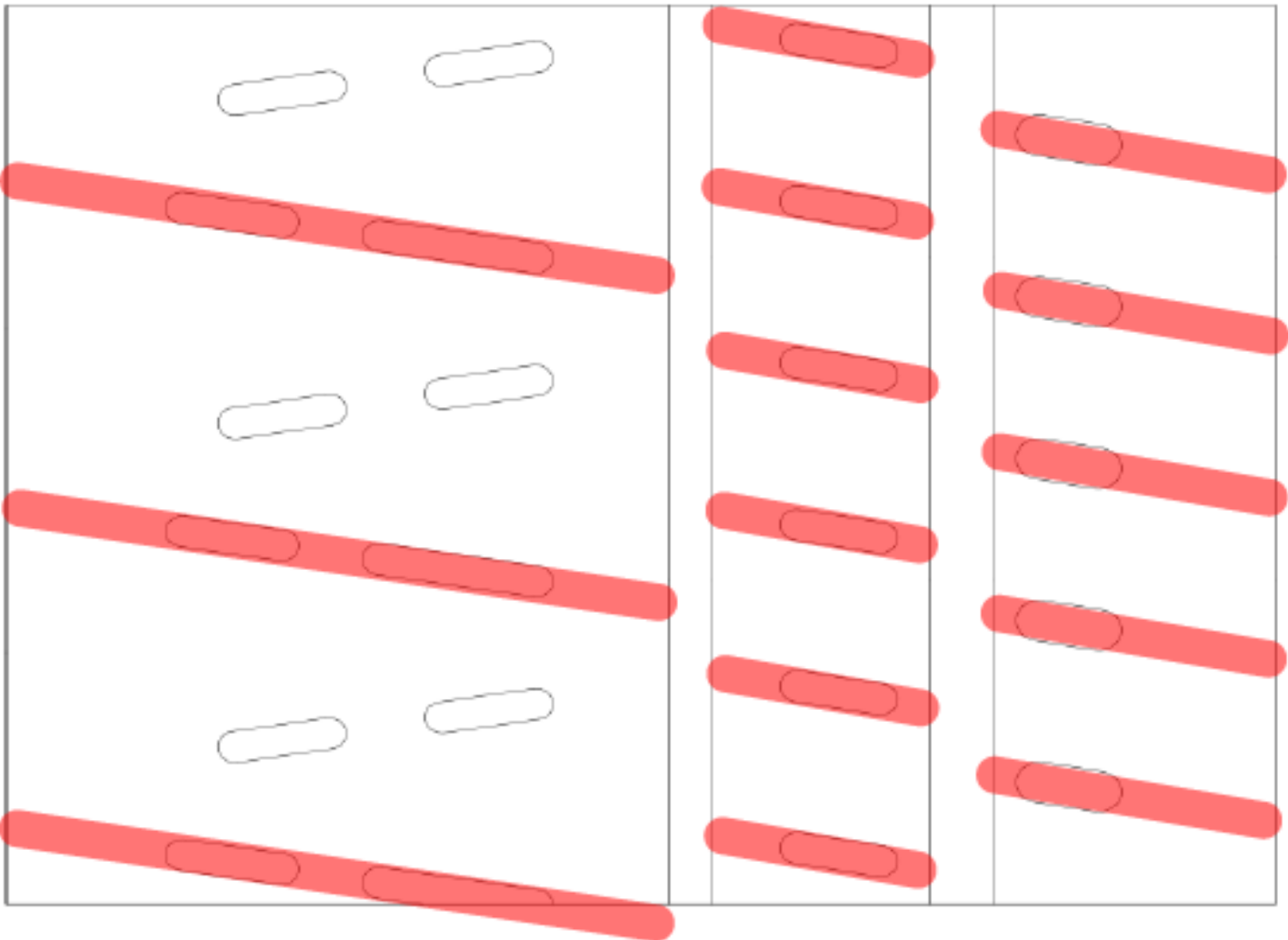


235/40R18 PZERO RA
205/45R17 PZERO RA
195/50R16 PZERO RA

Cut 3 for Wet conditions



W = 6 mm
D = 6 mm
Blade R2





235/40R18 CINTURATO RW
205/45R17 CINTURATO RW
195/50R16 CINTURATO RW

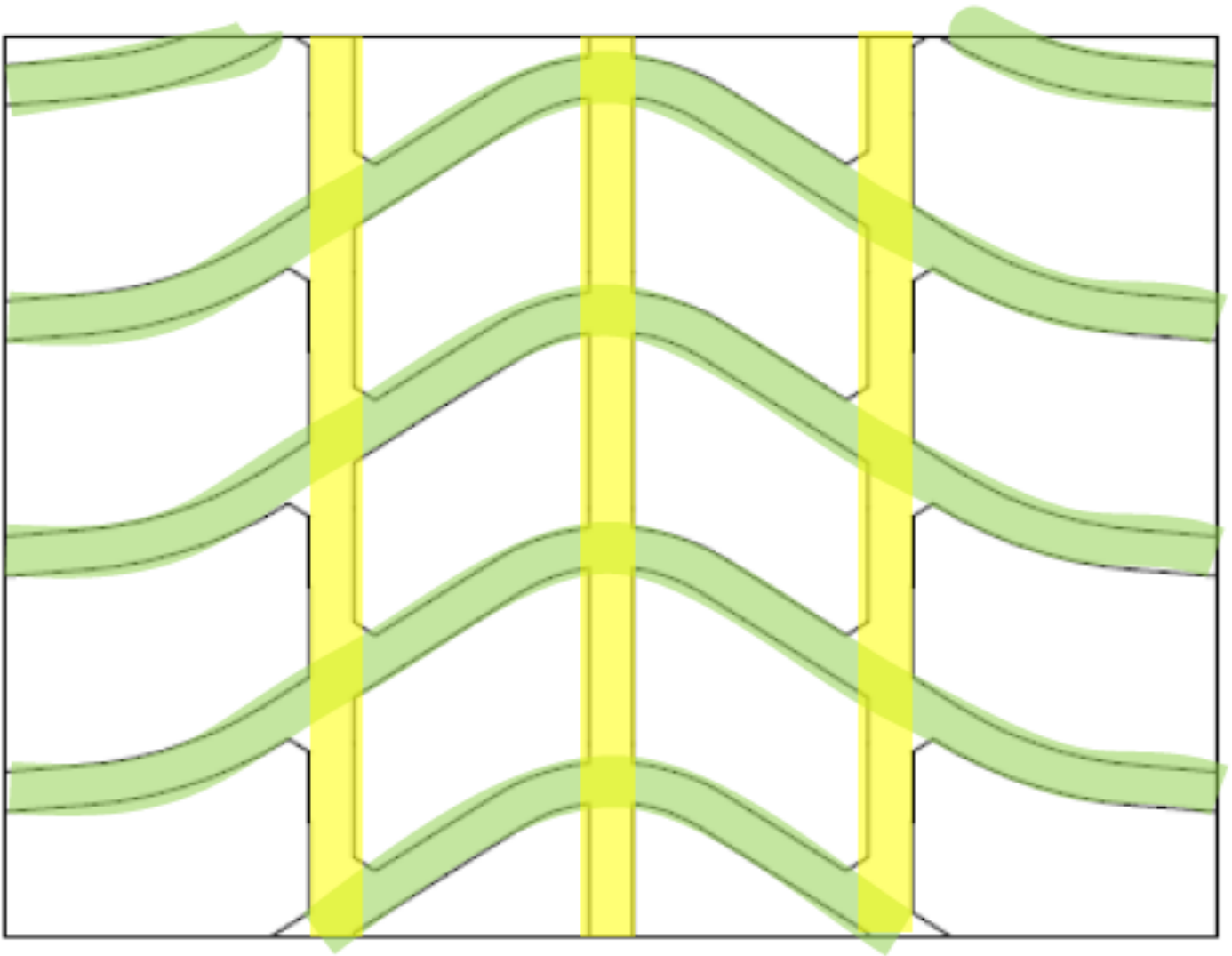
Cut 4 for Wet conditions with standing water on the stage



W = 8 mm
D = 7 mm
Blade W4



W = 6mm
D = 7mm
Blade R3

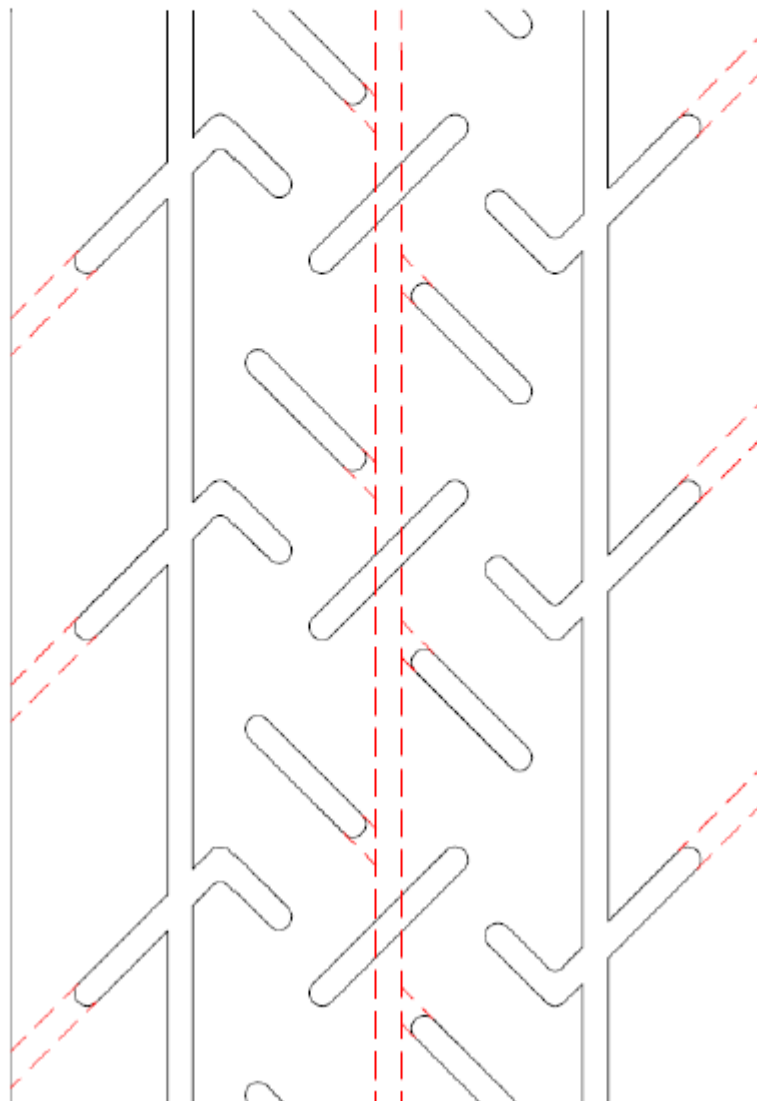




Tarmac Rally tire hand cut pattern for wet

(Cut red marked area)

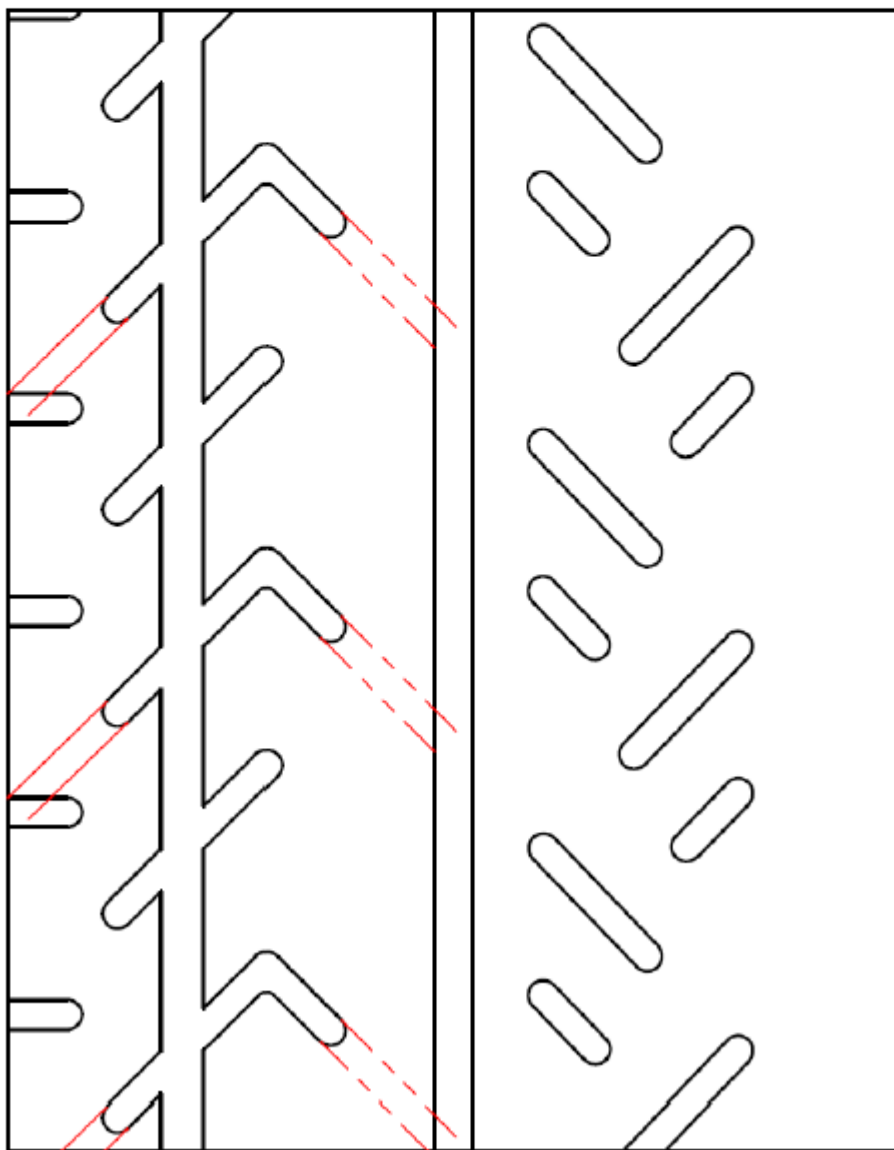
195/50R13 (200/530R13), 225/45R13 (220/530R13),
195/50R15, 225/45R15





Tarmac Rally tire hand cut pattern for wet
(Cut red marked area)
195/50R16, 195/50R17, 225/40R18

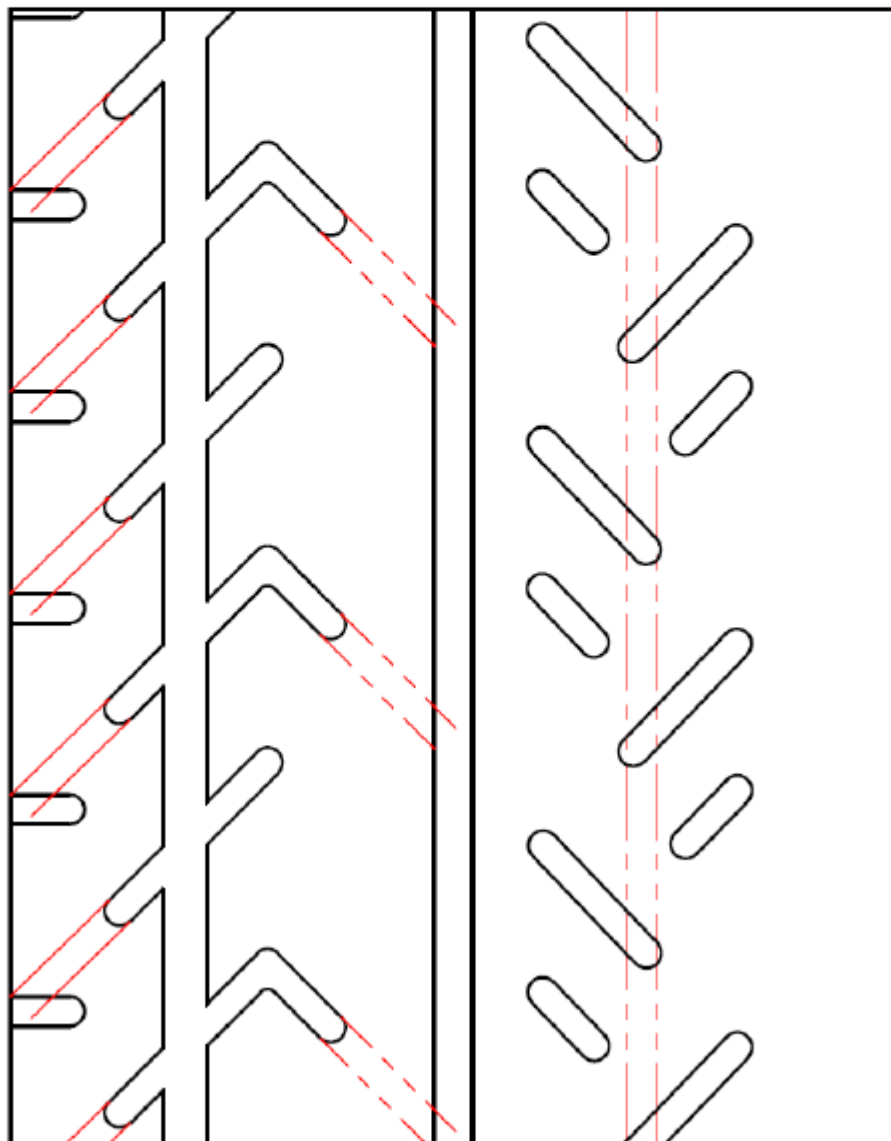
Light Rain





Tarmac Rally tire hand cut pattern for wet
(Cut red marked area)
195/50R16, 195/50R17, 225/40R18

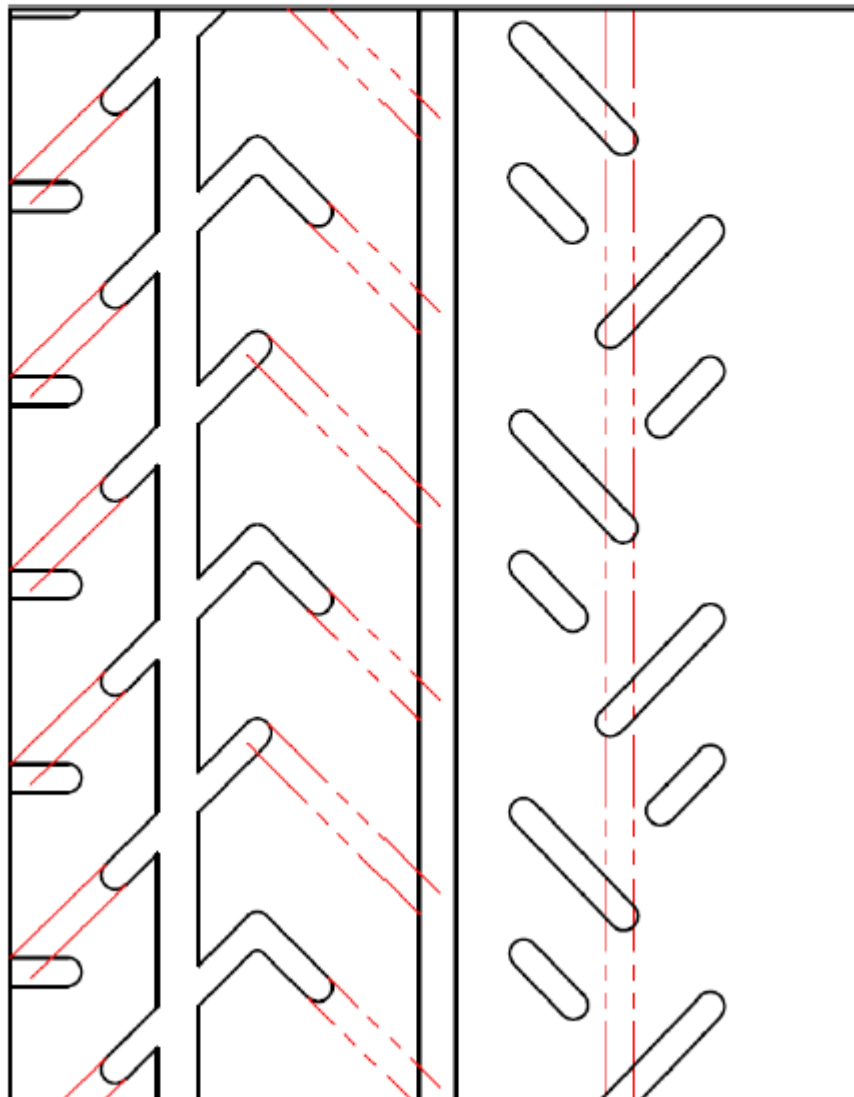
Medium Rain





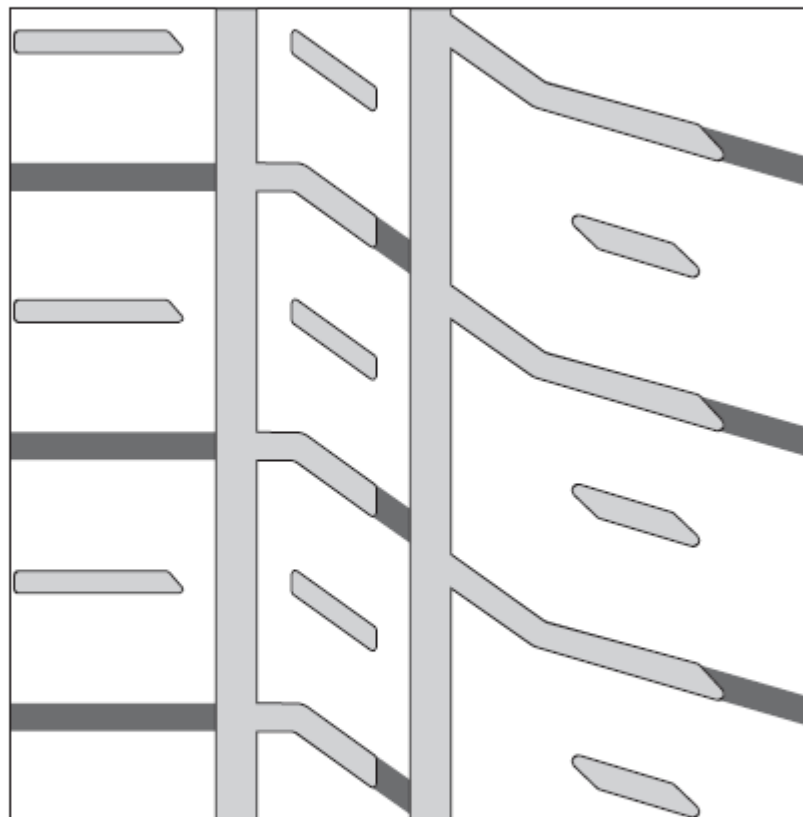
Tarmac Rally tire hand cut pattern for wet
(Cut red marked area)
195/50R16, 195/50R17, 225/40R18


Heavy Rain



EXTREME VRC 27/66-18

Hand-cut pattern: damp

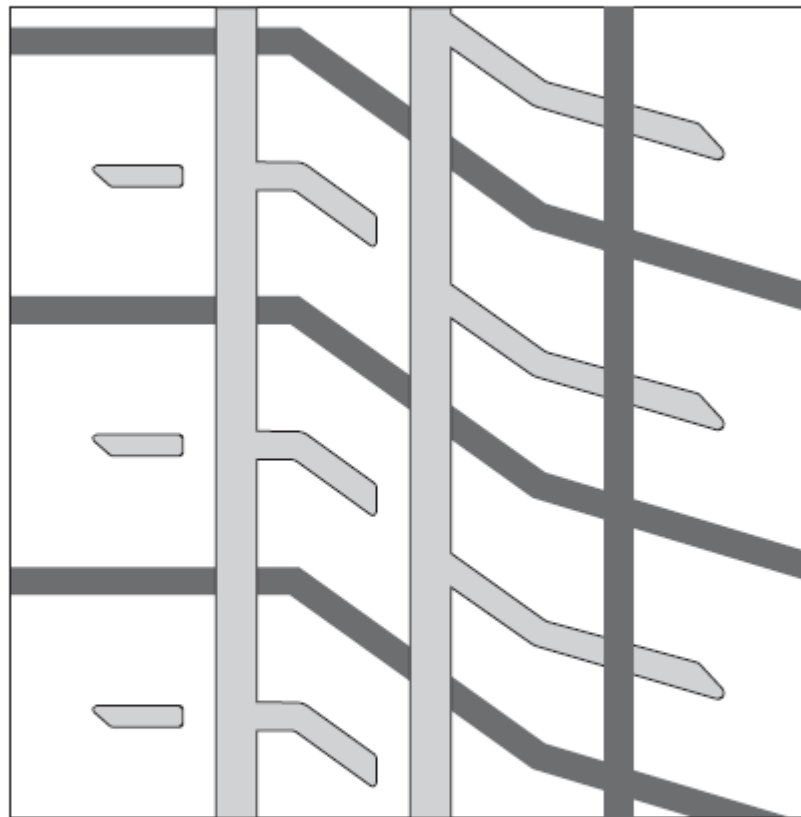



 groove: 9mm width; 6,5mm depth

Scale: 1:2

EXTREME VRC 27/66-18

Hand-cut pattern: extra wet



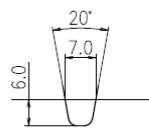
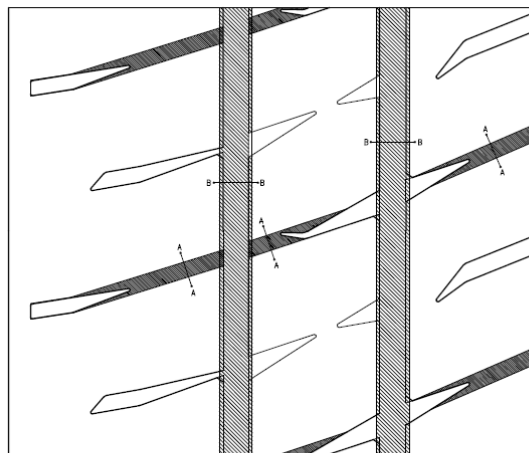
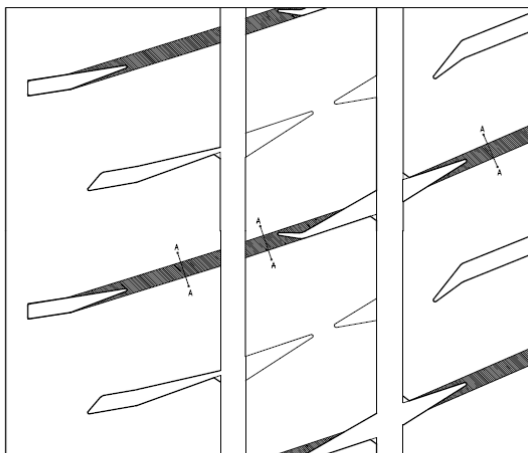
 groove: 9mm width; 6,5mm depth

Scale: 1:2

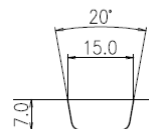


RAIN CUT

HEAVY RAIN CUT



A-A

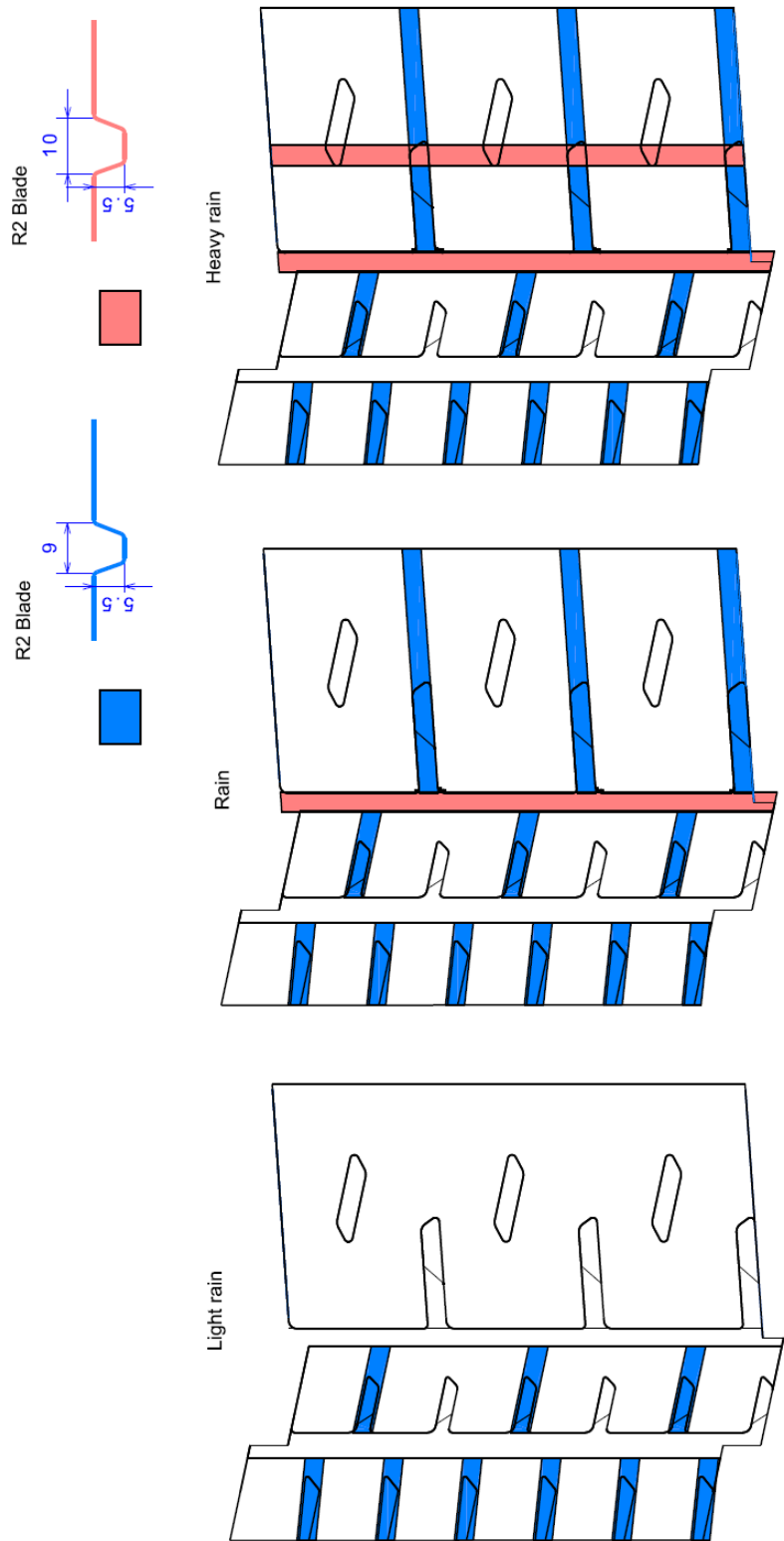


B-B

CUT WET PATTERN	 SUMITOMO RUBBER INDUSTRIES,LTD. MOTOR SPORTS DEPARTMENT	Size · Pattern
		210/650R18
		190/625R17
		DIREZZA 301R

HANKOOK Ventus Z215 Recut guide

Sizes: 210/650R18, 190/630R17, 190/600R16



HANKOOK Ventus Z205 Recut guide

Sizes: 210/650R18, 210/625R17, 180/625R17, 180/600R16, 200/580R15, 190/580R15, 170/560R14

