



2016

FORMULA 1

BELGIAN GRAND PRIX
SPA-FRANCORCHAMPS
26-27-28 AUGUST

formulaoneTMmedia

OFFICIAL MEDIA KIT



2016
FORMULA 1
BELGIAN GRAND PRIX
SPA-FRANCORCHAMPS
26-27-28 AUGUST



Summary

| | |
|---|-------|
| Welcome in Spa-Francorchamp..... | 2 |
| FIA - Belgian GP: Map | 3 |
| Timetable | 4-5 |
| Track Story | 6-7-8 |
| Useful information | 9-10 |
| Media centre operation | 11 |
| Photographer's area operation | 12 |
| Press conference | 13 |
| Race Track Modification | 14 |
| Responsibilities Race Track | 15 |
| Track information map | 16 |
| Track map | 17 |
| Paddock map | 18 |
| Belgian Grand Prix 2015 briefly | 19 |
| Belgian Grand Prix 2015 Starting Grid | 20 |
| Belgian Grand Prix 2015 Race Classification | 21 |
| Belgian GP: story | 22 |
| World championships 2015..... | 23-24 |
| Season 2016: changements | 25 |
| Entry List | 26 |
| Calendar | 27 |
| Teams information | 28-33 |
| Media contacts | 34 |
| Results of each GP | 35-46 |
| World championship drivers..... | 47 |
| World championship constructors | 48 |



Welcome to Spa - Francorchamps

The Spa Francorchamps race track is delighted to welcome all journalists and photographers of the international press for the 2016 Belgian Grand Prix.

We hope that the Belgian race of the Formula 1 championship will add to the excitement we are experiencing this year in the battle for the world championship titles.

In order to offer you the best possible working conditions during this 13th meeting of the racing season, the following services and equipment have been put at your disposal:

Your facilities:

Journalists' room

- 350 seats.
 - 10 public telephones are located in a separate booth.
 - Private telephones on request.
 - 5 fax machines.
 - Wifi system with cable connection
- ADSL, ISDN and TSTN as well as data uplinks are available.
- 6 Internet workstations.
 - 349 lockers.

Please obtain a key from the Media Centre staff at the reception desk. (A deposit of 20€ per key is required).

Photographers' Area

The Photographers' Area comprises the following facilities:

- Photographers' room inside the Media Centre with 150 seats.
- Wifi system with cable connection
- ADSL, ISDN and TSTN as well as data uplinks are available.
 - 150 lockers.

Please obtain a key from the receptionist in the Photographers' room. (A deposit of 20€ per key is required).

Television / radio

34 booths operational air-conditioned.



KEY

Speed Kmh: 135.4
Gear: 4
Braking: [Red bar]

Timing Sector: T3
Sector Time: 28.9
Lap Time: 1:47.2

Sector 1: [Blue circle] Sector 2: [Red circle] Sector 3: [Green circle]

Circuit: [Black and white checkered flag] Start: [Black and white checkered flag] Finish: [Black and white checkered flag]

DRS Deletion: [Yellow circle] DRS Activation: [Green circle] Run-off Areas: [Grey triangle]

FIA Medical & Safety Cars: [Red cross] Marshal Posts: [Grey square] Light Panels: [Grey square]

| | | | |
|------------------------|------------------------------|------------------------|----------------------------|
| ROUND 13 | BELGIAN GRAND PRIX | START TIME | 14:00 Local - 12:00 GMT |
| RACE DATE: | 28 AUG 2016 | CIRCUIT LENGTH: | 7.004KM |
| CIRCUIT NAME: | CIRCUIT DE SPA-FRANCORCHAMPS | RACE DISTANCE: | 308.052KM |
| NUMBER OF LAPS: | 44 | LAP RECORD: | 1:47.263 - S Vettel [2009] |





THURSDAY

| | | | |
|-------|-------|-------------------|---|
| 10:00 | 16:00 | FORMULA ONE | INITIAL SCRUTINEERING |
| 13:00 | 15:00 | FORMULA ONE | TRACK CLOSED FIA/FOM SYSTEMS CHECKS |
| | | | TRACK ACCESS RESTRICTED TO FIA/FOM ONLY |
| 13:45 | | FORMULA ONE | TRACK INSPECTION, TRACK COMPLETELY CLEAR |
| 14:00 | 15:00 | FORMULA ONE | HIGH SPEED TRACK TEST - FIA SAFETY AND MEDICAL CARS |
| 15:00 | | FORMULA ONE | PRESS CONFERENCE – PRESS ROOM |
| 16:00 | | FORMULA ONE | TEAM MANAGERS' MEETING |
| 16:00 | 18:00 | PROMOTER ACTIVITY | PUBLIC PIT LANE WALK FOR 3 DAY TICKET HOLDERS ONLY |
| 17:00 | | GP2 SERIES | DRIVERS' MEETING |
| 17:30 | | GP3 SERIES | DRIVERS' MEETING |

FRIDAY

| | | | |
|--------------|--------------------------|--------------------------|---------------------------------|
| 08:45 | 09:45 | FORMULA ONE | PADDOCK CLUB PIT LANE WALK |
| 09:20 | | FORMULA ONE | MEDICAL INSPECTION |
| 09:30 | 09:45 | FORMULA ONE | TRACK INSPECTION AND TRACK TEST |
| 10:00 | 11:30¹ | FORMULA ONE | FIRST PRACTICE SESSION |
| 12:00 | 12:45 ¹ | GP2 SERIES | PRACTICE SESSION |
| 12:50 | 13:45 | FORMULA ONE | PADDOCK CLUB PIT LANE WALK |
| 13:00 | | PORSCHE MOBIL 1 SUPERCUP | DRIVERS' MEETING |
| 13:30 | 13:40 | FORMULA ONE | TRACK INSPECTION |
| 14:00 | 15:30¹ | FORMULA ONE | SECOND PRACTICE SESSION |
| 15:55 | 16:25 | GP2 SERIES | QUALIFYING SESSION |
| 16:00 | 17:00 | FORMULA ONE | PRESS CONFERENCE – PRESS ROOM |
| 16:45 | 17:30 ¹ | PORSCHE MOBIL 1 SUPERCUP | PRACTICE SESSION |
| 17:00 | | FORMULA ONE | DRIVERS' MEETING |
| 17:50 | 18:35 ¹ | GP3 SERIES | PRACTICE SESSION |
| 18:45 | 19:30 | TRACK ACTIVITY | MARSHAL PIT LANE WALK |

SATURDAY

| | | | |
|---------------|--------------------------|--------------------------|--|
| 08:30 | 09:15 | FORMULA ONE | TEAM PIT STOP PRACTICE |
| 08:30 | 09:35 | FORMULA ONE | PADDOCK CLUB PIT LANE WALK |
| 09:00 | | FORMULA ONE | MEDICAL INSPECTION |
| 09:45 | 10:15 | GP3 SERIES | QUALIFYING SESSION |
| 10:30 | 10:45 | FORMULA ONE | TRACK INSPECTION AND SAFETY CAR TEST |
| 11:00 | 12:00¹ | FORMULA ONE | THIRD PRACTICE SESSION |
| 12:25 | 12:55 | PORSCHE MOBIL 1 SUPERCUP | QUALIFYING SESSION |
| 13:00 | 13:45 | FORMULA ONE | PADDOCK CLUB PIT LANE WALK |
| 13:30 | 13:40 | FORMULA ONE | TRACK INSPECTION |
| 14:00 | 15:00 | FORMULA ONE | QUALIFYING SESSION |
| 15:25 | | GP2 SERIES | PIT LANE OPEN |
| 15:30 | | GP2 SERIES | PIT LANE CLOSED |
| 15:40* | 16:45² | GP2 SERIES | FIRST RACE (25 LAPS OR 60 MINS) |
| 17:05 | | GP3 SERIES | PIT LANE OPEN |
| 17:10 | | GP3 SERIES | PIT LANE CLOSED |
| 17:15* | 18:00² | GP3 SERIES | FIRST RACE (17 LAPS OR 40 MINS) |



SUNDAY

| | | | |
|---------------|--------------------------|---------------------------------|---|
| 08:15 | | FORMULA ONE | MEDICAL INSPECTION |
| 08:30 | 08:45 | FORMULA ONE | TRACK INSPECTION AND TRACK TEST |
| 09:05 | | GP3 SERIES | PIT LANE OPEN |
| 09:10 | | GP3 SERIES | PIT LANE CLOSED |
| 09:15* | 09:50² | GP3 SERIES | SECOND RACE (13 LAPS OR 30 MINS) |
| 10:10 | | GP2 SERIES | PIT LANE OPEN |
| 10:15 | | GP2 SERIES | PIT LANE CLOSED |
| 10:25* | 11:15² | GP2 SERIES | SECOND RACE (18 LAPS OR 45 MINS) |
| 11:35* | 12:10² | PORSCHE MOBIL 1 SUPERCUP | RACE (11 LAPS OR 30 MINS) |
| 12:15 | 13:15 | FORMULA ONE | PADDOCK CLUB PIT LANE WALK |
| 12:30 | | FORMULA ONE | DRIVERS' TRACK PARADE |
| 12:45 | 13:15 ² | FORMULA ONE | STARTING GRID PRESENTATION |
| 13:00 | | FORMULA ONE | MEDICAL INSPECTION |
| 13:10 | 13:20 | FORMULA ONE | TRACK INSPECTION |
| 13:30 | | FORMULA ONE | PIT LANE OPEN |
| 13:45 | | FORMULA ONE | PIT LANE CLOSED GRID FORMATION |
| 13:46 | | FORMULA ONE | NATIONAL ANTHEM |
| 14:00* | 16:00² | FORMULA ONE | GRAND PRIX (44 LAPS OR 120 MINS) |

* These times refer to the start of the formation lap ¹ Fixed End Session ² Approximate Finishing time

PLEASE NOTE THAT THIS TIMETABLE IS SUBJECT TO AMENDMENTS



Track History

Early in 1920, nothing, it seemed, was to disturb the usual quietness in the peaceful village of Francorchamps, perched on a hill very close to the Moors.

Nothing, except that, on a beautiful summer day, while settled at the Hotel des Bruyeres, two people well-known in the car racing world, the one being Jules de Thier, Manager of the newspaper "La Meuse", and the other, Henri Langlois Van Ophem, Chairman of the Sports Commission at the RACB (Royal Automobile Club Belgium), had the idea of taking advantage of the triangle drawn by the roads connecting Malmedy, Stavelot and Francorchamps to make a racing track of it.

While enjoying an ideal spot in these green Ardennes, the track stretched in a hilly landscape but was also made of numerous straight portions, particularly suitable to achieve high speeds. Moreover, being close to Spa, already famous on the international scale for its hydrotherapy, and where some car races had been popular for a few years, this track seemed to have a lot of assets to be successful. Therefore, a race was already scheduled for the following year.

Prepared for August 1921, that race for cars could unfortunately not take place, due to a lack of representation. Indeed, although everything was ready, only one competitor was registered on the entry form.

Eventually, the track was inaugurated by the motorcyclists, while the motorists started in 1922.

1924 saw the first organisation of the famous 24 Hours of Francorchamps, only one year after Le Mans, whereas the first real big international race for single-seaters, the European Grand Prix, was run in 1925. Seven cars took part in this event which saw the victory of the famous Alfa Romeo driver, Antonio Ascari.

During the period extending from the mid-twenties until the eve of World War II, the motorcycles Grand Prix and the prestigious car races like the 24 Hours of Francorchamps and the Belgian Grand Prix were going to be the major track events. As far as the track is concerned, it remained roughly the same as it used to be in the beginning.

But something new occurred in 1939 : Francorchamps was getting an artificial curve, unique in its kind : the "raidillon" or steep rise. That obstacle, intended to be passed at a very high speed, was a forerunner of the orientation its manager wanted to give to the track : to make it one of the fastest tracks in Europe, contrasting sharply that way with its German neighbour of The Eifel, which was very spectacular too but much more tortuous and therefore one of the slowest.

World War II was going to interrupt the life of the track for seven long years during which that part of the Ardennes was little spared.

1947 saw the sports activities resume in the area around "L'Eau Rouge". Once again, the prestigious races were in the spotlight : Motorcycles and Cars Grand Prix, to which were occasionally added the 24 Hours of the RACB, before they resumed annually from 1964.

Later on, other organisations completed that programme. So, in the late fifties, the RAC from Spa organized its Grand Prix of Spa, then, in the early seventies, the junior RAC, its 24 Hours motorcycles. If everything seemed to develop properly, that situation would, however, only last until 1970, when, for the last time, the Formula 1 Grand Prix took place along the fourteen-kilometre-long track.

Due to the claims formulated through the sixties, a certain amount of Grand Prix drivers did not want to run in Francorchamps any longer for security reasons, which were quite difficult to solve for the Intercommunale Managers. The tune was however given. Because, even if the other races usually scheduled still took place, it was getting obvious that along its fourteen kilometres, the track had become very dangerous considering the increased performance of the cars and the few possibilities left to adapt the surroundings as it was the case when new tracks were built.



2016
FORMULA 1
BELGIAN GRAND PRIX
SPA-FRANCORCHAMPS
26-27-28 AUGUST



Track Historic (2)

The end of the big Francorchamps was close. They were bound to react if they wanted to preserve the track and create one which took better into account the safety measures claimed by the Grand Prix drivers.

So, after different plans aimed at preserving the main characteristics of the track while eliminating some high risk areas (essentially the part included between Les Combes and Blanchimont), a track was eventually chosen and the works could start.

The seven-kilometre-long track was inaugurated in 1979.

More technical, winding and equipped with clearance areas, the new track kept the major part of the element which made it famous while combining improved safety for the pilots and new appeal for the spectators.

Thanks to the new track, the Belgian Formula I Grand Prix would quickly come back to Francorchamps. That race was a major event which would pave the way for many others, with less media coverage, but which contributed to make Francorchamps more dynamics, to diversify its kind of activities and to put it at the forefront of the international stage.

Between 1980 and 1990, Francorchamps ran to a well-established schedule. Similarly, the circuit could be adapted to suit all requirements, in terms of FIA safety. However, Francorchamps remained a “racing” circuit which was only closed to public traffic when there were meets.

The evolution of motor sports and above all, the increasingly professional marketing approach led the situation to become rather complicated. In order to safeguard its future, the circuit had to become permanent and be definitively closed to all public traffic. The completion of the Verviers- Prüm motorway, the compulsory purchase of the last roadside property and the building of a bypass between the villages of Francorchamps and Meiz-Burneville would enable this essential step towards the future.

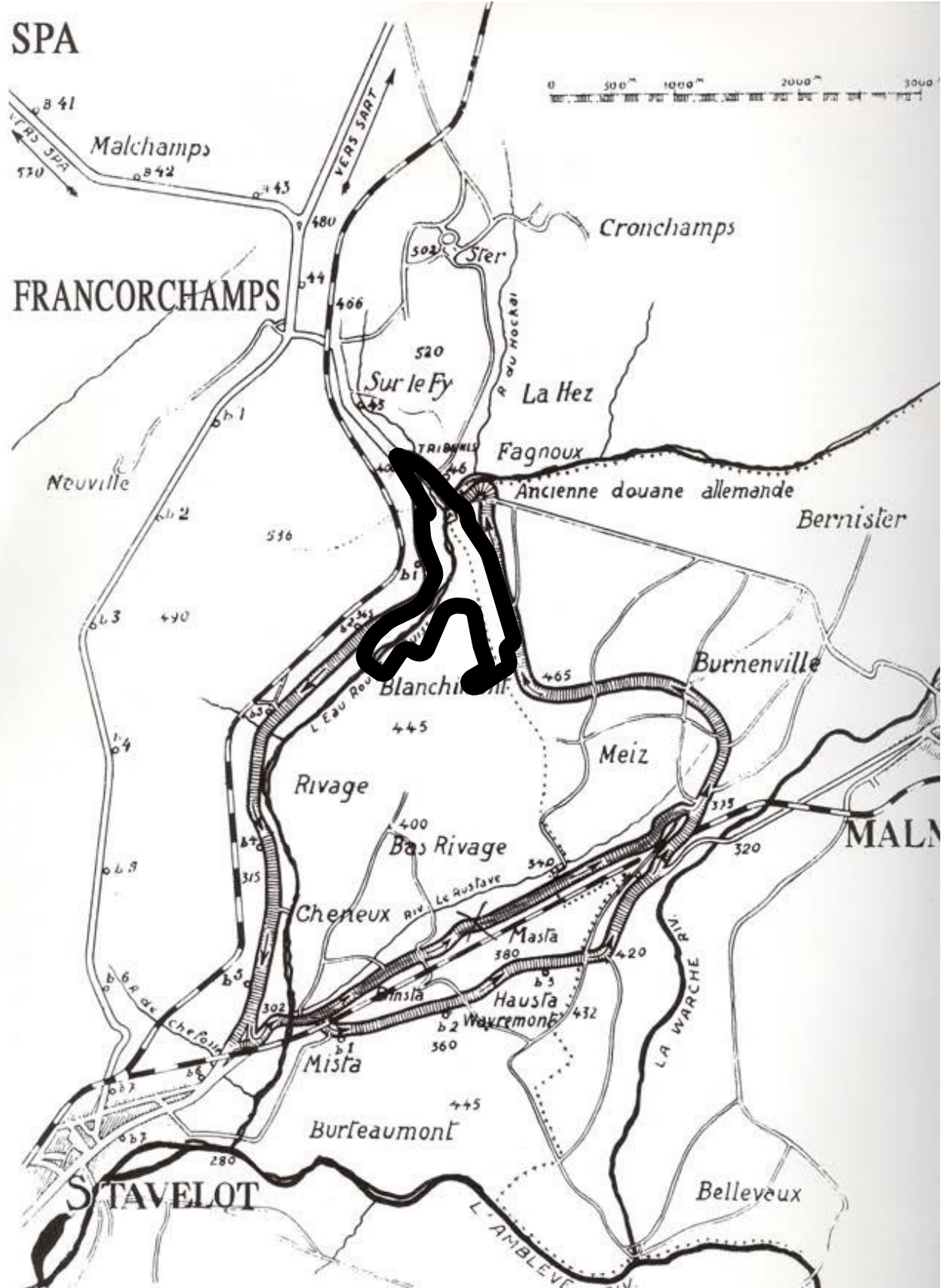
So in the early part of this century, Francorchamps “went professional” and was a tremendous success with clubs and incentive day organisers from all over Europe wanting to book one or several days outside of the official races.

With nothing established, a new wave of panic began to emerge at the end of the century over the Eau Rouge valley. In 1997 the Belgian government passed a law banning the advertising of tobacco. With teams sponsored by these advertisers, the very life of the Belgian F1 Grand Prix was under threat. Up until 2005, when a European directive came into force, there were many incidents resulting from the problem of the tobacco advertising ban, to the extent that it was even left out of the Grand Prix in 2003.

It was said that it was hard for Francorchamps since F1 reinstated the Raidillon- Combes-Blanchimont route to the delight of millions of fans in 2004 and 2005.

However, this was not an easy time for the circuit. Francorchamps had grown very quickly but there were still a number of gaps to be filled. Although work on the track that the FIA demanded meant that the sections most prized by drivers could remain in the top of the world track, the infrastructure no longer met world FIA requirements.

Thanks to the Walloon government, Francorchamps was provided with F1 stands which fitted in perfectly with the magic of the place and which paved the way to a new circuit, one that was even more professional and dynamic and better geared towards new activities in the world of business...





Useful Information

Emergency numbers

Emergency number at the circuit: 112
 Police general number: 101
 Stavelot-Malmedy Police: +32/(0) 78 15 18 00

Hospitals

Malmedy - Clinique Reine Astrid: +32/(0) 80 79 31 11
 Verviers – CHPLT: +32/(0) 87 21 21 11
 Liège – CHU: +32/(0) 4 366 71 11

Pharmacies

Guard duty: 0900/10 500

Banks

ING – Spa: +32/(0) 87 79 21 80
 ING – Malmedy: +32/(0) 80 79 11 00
 ING - Stavelot: +32/(0) 80 89 20 50
 BNP Parisbas Fortis – Spa +32/(0) 87 29 35 40
 BNP Parisbas Fortis – Malmedy +32/(0) 80 79 12 30

Taxis

Spa: +32/(0) 87 77 01 02
 +32/(0) 87 23 23 39 +32/(0)476 32 80 20
 Verviers: +32/(0) 87 33 33 33
 +32/(0) 87 31 55 04
 Liège: +32/(0) 4 247 47 79
 +32/(0) 4 367 50 40
 +32/(0) 4 365 65 65
 +32/(0) 4 233 50 40

Train stations

Liège Guillemins: +32/(0) 4 241 26 56
 Verviers Central: +32/(0) 4 241 53 28
 General information : +32/(0) 2 528 28 28



Useful information

Airports

| | |
|--|----------------------|
| Liège: (distance 56 km - time 00:35 to 00:45 - www.liegeairport.com) | + 32/(0) 4 234 84 11 |
| Charleroi: (distance 132 km - time 01:1 to 01:30 - www.charleroi-airport.be) | +32/(0) 71 25 12 11 |
| Bruxelles: (distance 134 km - time 01:19 to 01:19 - www.brusselsairport.be) | +32/(0) 2 753 77 53 |

Car rentals

| | |
|----------------------------------|---------------------|
| Hertz - Liège Airport or centre: | +32/(0) 4 222 42 73 |
| Hertz - Charleroi: | +32/(0) 71 37 78 98 |
| Hertz - Bruxelles airport: | +32/(0) 2 713 36 35 |
| Hertz - Bruxeles centre: | +32/(0) 2 524 31 00 |
| Hertz - Verviers: | +32/(0) 87 23 05 20 |
| Avis - Liège centre: | +32/(0) 4 250 35 16 |
| Avis - Charleroi Airport: | +32/(0) 71 35 19 98 |
| Avis - Charleroi centre: | +32/(0) 71 32 35 35 |
| Avis - Bruxelles Airport: | +32/(0) 2 720 09 44 |
| Avis - Bruxelles centre: | +32/(0) 2 527 17 05 |
| Avis - Verviers centre: | +32(0) 87 22 58 10 |

Tourism information

| | |
|--|---------------------|
| Tourist federation of the Province de Liège : ftpl@prov-liege.be | +32/(0) 4 237 95 26 |
| Tourist Office des Cantons de l'Est: www.esatbelgium.be | +32/(0) 80 33 02 50 |
| Tourist information Office of Spa: www.spa-info.be | +32/(0) 87 79 53 53 |
| Tourist information Office of Stavelot: www.stavelot.be | +32/(0) 80 86 27 06 |
| Tourist information Office of Malmedy idem Canton de l'Est www.malmedy.be | +32/(0) 80 33 02 50 |



Media centre operation

Photographers holding permanent passes are entitled to enter the Media Centre in order to contact the journalist, on condition that they do not bring any large or bulky equipment with them and that they do not take a seat.

Media Accreditations Centre: opening hours

| | |
|----------|------------------|
| Thursday | 8.00 h – 18.00 h |
| Friday | 8.00 h – 16.00 h |
| Saturday | 8.00 h – 12.00 h |
| Sunday | Closed |

Media Centre: opening hours

| | |
|----------|---|
| Thursday | 9.00 h - 22.00 h |
| Friday | 7.00 h - 23.00 h |
| Saturday | 7.00 h - 23.00 h |
| Sunday | 7.00 h - until the last journalist leaves |

Welcome Desk

At the Welcome Desk, journalists can ask for a seat in the press room, a locker and the Press Kit.

FIA permanent pass holders can also pick up their parking for the next race and must sign the attendance list. Apart from that, tabards for permanent credential holders are also available.

Journalist who need a private telephone line with the national company Belgacom, ask for it at the *Welcome Desk*.

Telecom Desk

The telecom desk offers to journalists a service for using telephones, fax machines and computers with internet connexion and the possibility to print in this room .

Media Car Park Shuttle Service

A shuttle service will be available to ease the journalists and photographers' transfers from the Media Car Park to the Media Centre and vice versa. The starting point is next F1 paddock, near the last garage.



Photographer's area operation

The photographers' area is located next the Press Room in the F1 Paddock. There is room available for 150 photographers approximately with 159 lockers. The request of telephone lines and internet connection works as in the Press Room.

Photographers with FIA permanent pass can pick up their tabard at the *Welcome Desk*.

A camera repair service will be available to all photographers free of charge.

Media Accreditations Centre: opening hours

| | |
|----------|------------------|
| Thursday | 8.00 h – 18.00 h |
| Friday | 8.00 h – 16.00 h |
| Saturday | 8.00 h – 12.00 h |
| Sunday | Closed |

Media Centre: opening hours

| | |
|----------|---|
| Thursday | 9.00 h - 22.00 h |
| Friday | 7.00 h - 23.00 h |
| Saturday | 7.00 h - 23.00 h |
| Sunday | 7.00 h - until the last photographer's leaves |

Photo bus service around the service track

A photo bus (3) service will be available to ease the photographers' transfers around the service tracks. You will find the starting points, as shown in the attached map.

Timetable for shuttle service

Practice sessions

First departure 60' before the start of the session.

Qualifying session

Last departure 40' before the start of the session.

Pick up 5'/10' after the chequered flag (several trips over at least half an hour)

Race

First departure 90' before the starting time of the race.

Last departure 75' before the start of the race



Press conference schedule

Thursday- 15:00h- Press Conference Room

A maximum of six drivers chosen by the FIA F1 Head of Communications.

Friday- 16:00h- Press Conference Room

Six team personalities chosen by the FIA F1 Head of Communications.

Saturday- After the qualifying- TV Unilateral

TV unilateral interview with top three drivers of the qualifying session.

Saturday- After the qualifying- Press Conference Room

Post-Qualifying Press Conference with top three drivers of the qualifying session.

Sunday- After the race- TV Unilateral

TV unilateral interview with top three finishing drivers.

Sunday- After the race- Press Conference Room

Post Race Press Conference with top three finishing drivers.

Photographers with 'One event' passes may only enter the Press Conference Room in order to take photographs of official press conferences held throughout the event. They will be allowed into the Press Conference Room 15 minutes before the press conference starts and must leave as soon as it has finished.

ADDITIONAL MEDIA OPPORTUNITIES

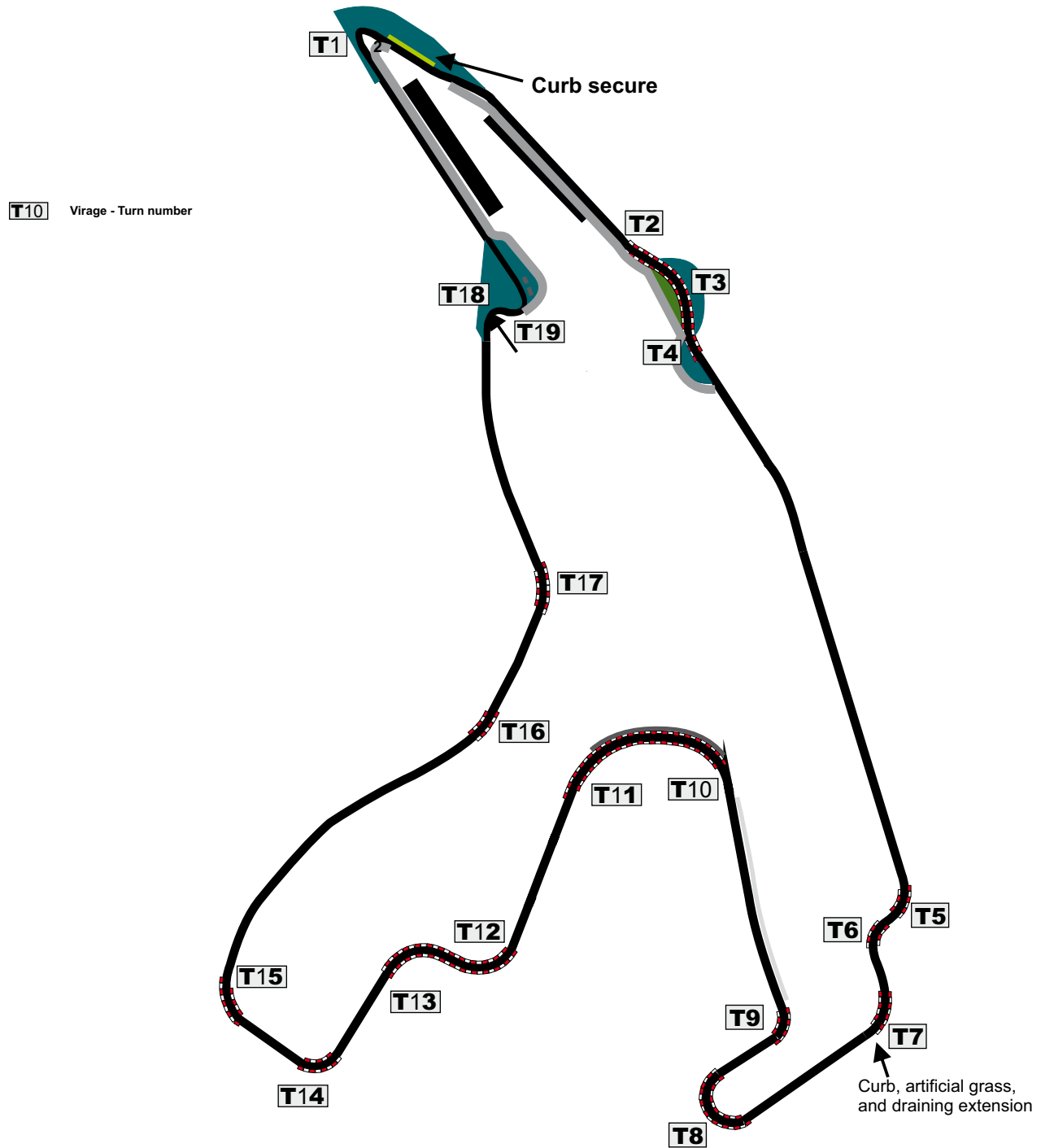
Qualifying: All drivers eliminated in Q1 or Q2 will be available for media interviews immediately after the end of each session, as will drivers who participated in Q3, but who are not required for the post-qualifying press conference, at the back of the FIA garage, paddock side.

Race: Any driver retiring before the end of the race will be available for media interviews after his return to the paddock. In addition, all drivers who finish the race outside the top three will be available for media interviews immediately after the end of the race, at each team's individual garage/hospitality or at the back of the FIA garage.

During the race every team will make at least one senior spokesperson available for interviews by officially accredited TV crews. A list of those nominated will be available in the media centre



2016 track modifications





Officials of the meeting

Clerk of the Course

Roland Bruynseraede

Steward of the meeting

Yves Bacquelaine

Secretary of the Meeting

Xavier Schene

National Scrutineer

Jean-Pierre De Backer

National Medical Officer

Dr. Christian Wahlen

National Press Officer

Guy Basyn

FIA

Race Director, Safety Delegate Starter

Charlie Whiting

Medical Delegate

P. Jean-Charles Piette

Technical Delegate

Jo Bauer

FIA Head of Communication & Media Delegate

Matteo Bonciani

Commissaires sportifs

G. Ennser, F. Giaffone,
D. Sullivan

FIA F1 Observer

Herbie Blash

Safety Car Driver

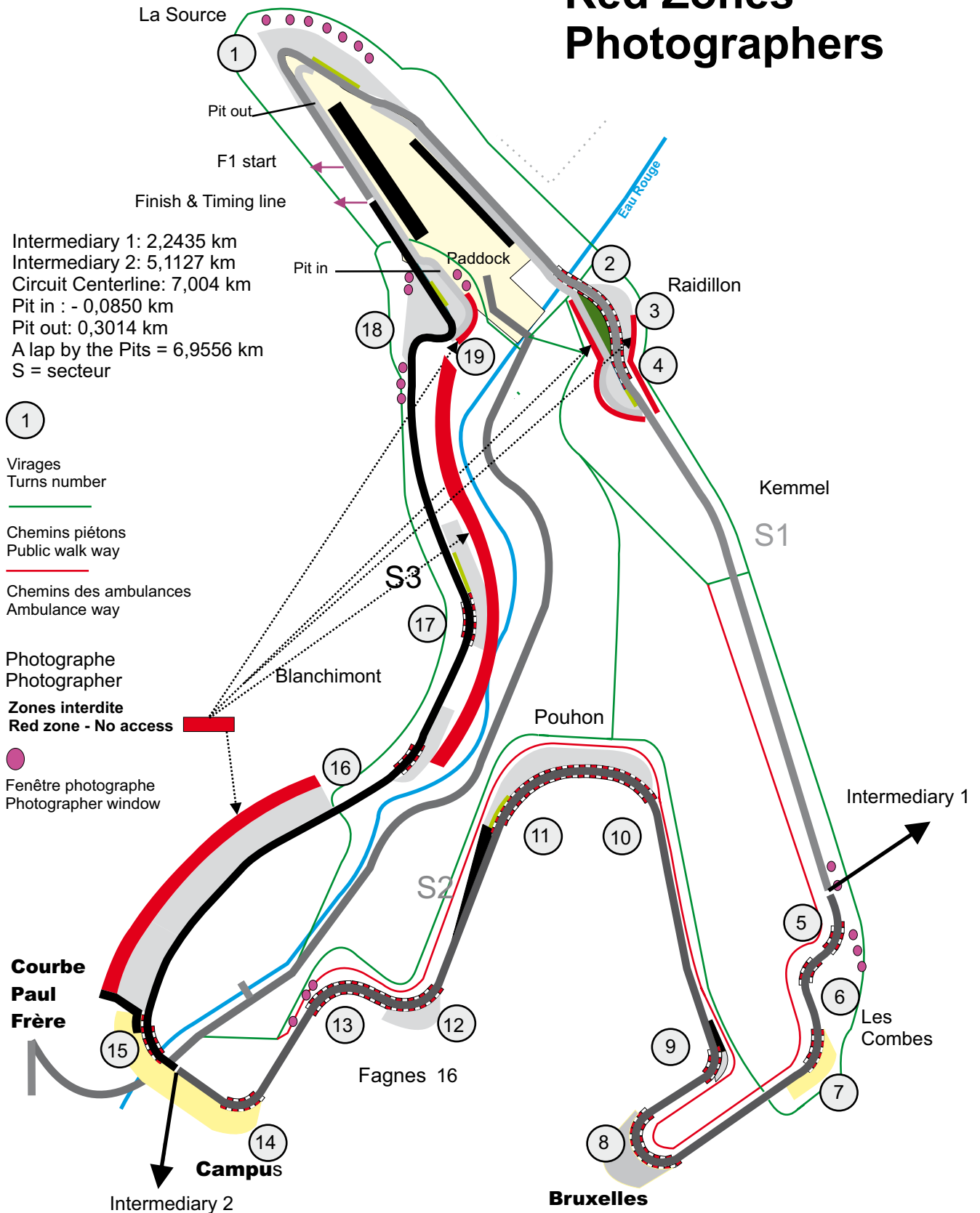
Bernd Mayländer

Medical Car Driver

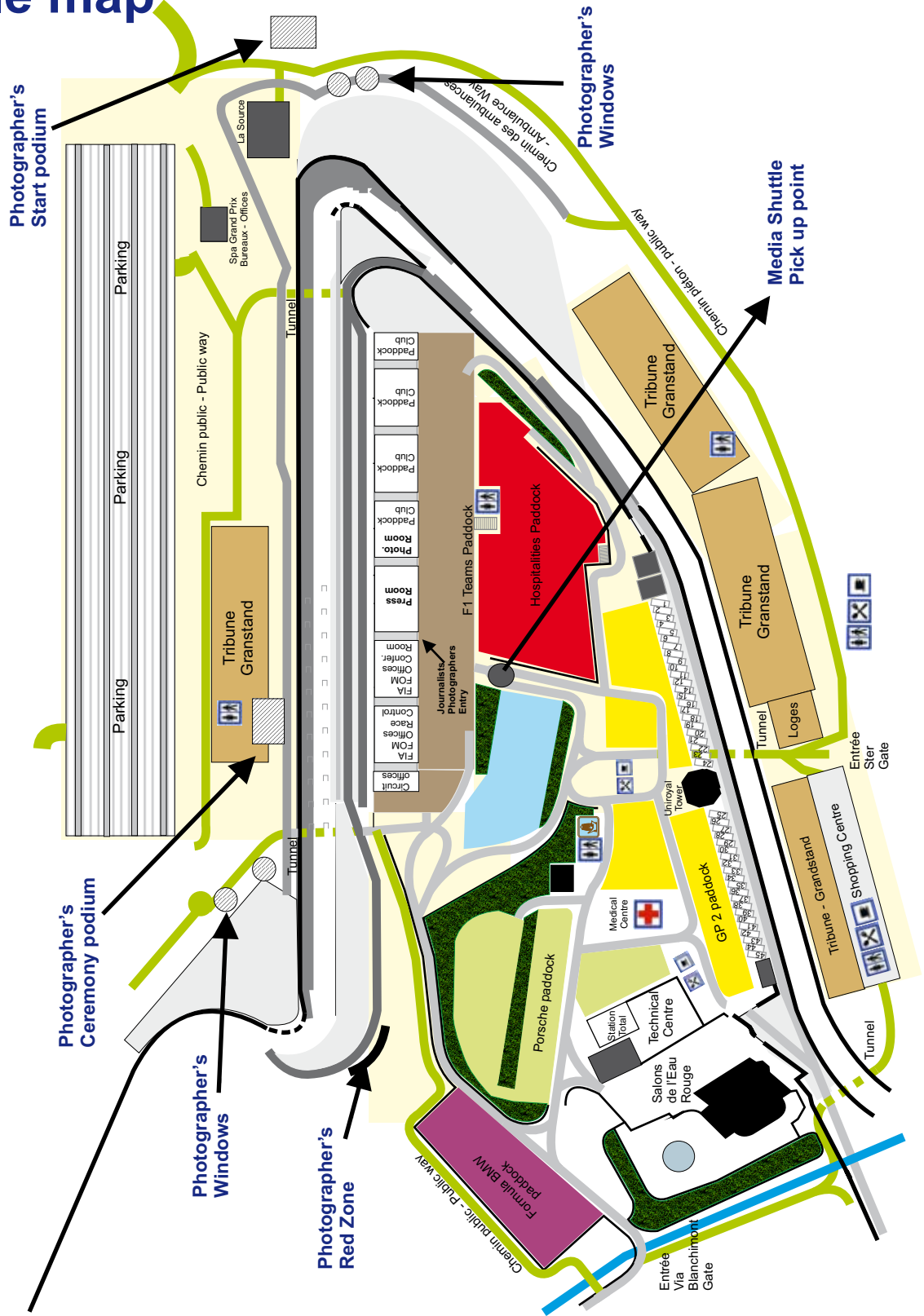
Alan van der Merwe



Track information Red Zones Photographers

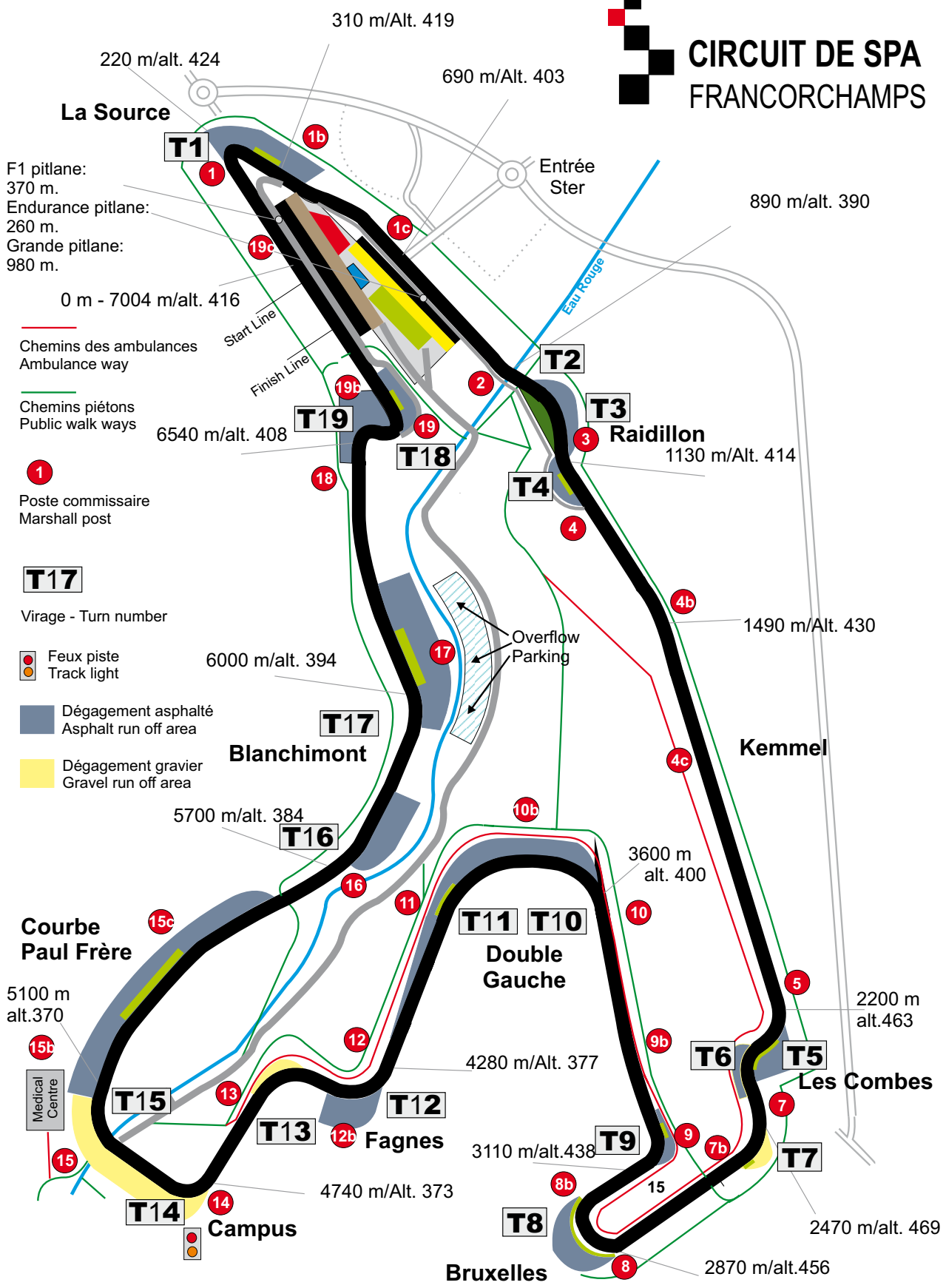


Shuttle map





**CIRCUIT DE SPA
 FRANCORCHAMPS**





Belgian Grand Prix 2015 briefly

Promotor

Spa Grand Prix
Director: André Maes
Phone : +32/87 22 44 66
Fax: +32/87 22 44 55
E-mail: info@spagrandprix.com

Number of GP : 45

First GP
June 10 1950
Number of lap
44 - 308.052 km

Track

Lenght: 7003.95 m
Number of corners
19: left - 10: right - 9

Altitude

391 - before Eau Rouge
Low: corner
High: 470 - after Les Combes corner

Best Race lap - 2009

Sebastian Vettel: 1'47"263

Record Pole

Mark Webber : 1'45"778 Ferrari - 2002

Pole 2015

Lewis Hamilton
Mercedes - 1'47"197

Podium 2015

1. L. Hamilton (Mercedes); 2. N. Rosberg (Mercedes);
3. R. Grosjean (Lotus)

Last winners

| | |
|-------------------------------|----------|
| 2015: L. Hamilton | Mercedes |
| 2014: D. Ricciardo | Red Bull |
| 2013: S. Vettel | Red Bull |
| 2012: J. Button | McLaren |
| 2011: S. Vettel | Red Bull |
| 2010: L. Hamilton | McLaren |
| 2009: K. Raikkonen | Ferrari |
| 2008: F. Massa | Ferrari |
| 2007: K. Raikkönen | Ferrari |
| 2006: No GP | |
| 2005: K. Raikkönen | McLaren |
| 2004: K. Raikkönen | McLaren |
| 2003: No GP | |
| 2002: M. Schumacher | Ferrari |
| 2001: M. Schumacher (Ferrari) | Ferrari |
| 2000: M. Hakkinen | McLaren |
| 1999: D. Coulthard | McLaren |
| 1998: D. Hill | Jordan |
| 1997: M. Schumacher | Ferrari |
| 1996: M. Schumacher | Ferrari |
| 1995: M. Schumacher | Benetton |
| 1994: D. Hill | Williams |
| 1993: D. Hill | Williams |
| 1992: M. Schumacher | Benetton |
| 1991: A. Senna | McLaren |
| 1990: A. Senna | McLaren |
| 1989: A. Senna | McLaren |

World championships

| | |
|---------------------|----------|
| 2015: L. Hamilton | Mercedes |
| 2014: L. Hamilton | Mercedes |
| 2013: S. Vettel | Red Bull |
| 2012: S. Vettel | Red Bull |
| 2011: S. Vettel | Red Bull |
| 2010: L. Hamilton | Red Bull |
| 2009: J. Button | Brawn GP |
| 2008: L. Hamilton | Ferrari |
| 2007: K. Raikkönen | Ferrari |
| 2006: F. Alonso | Renault |
| 2005: F. Alonso | Renault |
| 2004: M. Schumacher | Ferrari |
| 2003: M. Schumacher | Ferrari |
| 2002: M. Schumacher | Ferrari |
| 2001: M. Schumacher | Ferrari |
| 2000: M. Schumacher | Ferrari |
| 1999: M. Hakkinen | Ferrari |
| 1998: M. Hakkinen | McLaren |
| 1997: J. Villeneuve | Williams |
| 1996: D. Hill | Williams |
| 1995: M. Schumacher | Benetton |
| 1994: M. Schumacher | Williams |
| 1993: A. Prost | Williams |
| 1992: N. Mansell | Williams |
| 1991: A. Senna | McLaren |
| 1990: A. Senna | McLaren |
| 1989: A. Prost | McLaren |



Belgian GP 2015 Starting grid

| POS | DRIVER | Q1 | LAPS | Q2 | LAPS | Q3 | LAPS |
|-----|----------------------|----------|------|----------|------|----------|------|
| 1 | Lewis Hamilton | 1:48.908 | 7 | 1:48.024 | 3 | 1:47.197 | 6 |
| 2 | Nico Rosberg | 1:48.923 | 8 | 1:47.955 | 3 | 1:47.655 | 6 |
| 3 | Valtteri Bottas | 1:49.026 | 7 | 1:49.044 | 6 | 1:48.537 | 6 |
| 4 | Romain Grosjean | 1:49.353 | 6 | 1:48.981 | 5 | 1:48.561 | 6 |
| 5 | Sergio Perez | 1:49.006 | 7 | 1:48.792 | 6 | 1:48.599 | 3 |
| 6 | Daniel Ricciardo | 1:49.664 | 6 | 1:49.042 | 5 | 1:48.639 | 6 |
| 7 | Felipe Massa | 1:49.688 | 3 | 1:48.806 | 6 | 1:48.685 | 6 |
| 8 | Pastor Maldonado | 1:49.568 | 6 | 1:48.956 | 5 | 1:48.754 | 6 |
| 9 | Sebastian Vettel | 1:49.264 | 6 | 1:48.761 | 5 | 1:48.825 | 6 |
| 10 | Carlos Sainz Jr. | 1:49.109 | 6 | 1:49.065 | 3 | 1:49.771 | 3 |
| 11 | Nico Hulkenberg | 1:49.499 | 6 | 1:49.121 | 6 | | |
| 12 | Daniil Kvyat | 1:49.469 | 6 | 1:49.228 | 5 | | |
| 13 | Marcus Ericsson | 1:49.523 | 6 | 1:49.586 | 6 | | |
| 14 | Kimi Raikkonen | 1:49.288 | 6 | | 2 | | |
| 15 | Max Verstappen | 1:49.831 | 8 | | 2 | | |
| 16 | Felipe Nasr | 1:49.952 | 6 | | | | |
| 17 | Jenson Button | 1:50.978 | 6 | | | | |
| 18 | Fernando Alonso | 1:51.420 | 6 | | | | |
| 19 | Will Stevens | 1:52.948 | 6 | | | | |
| 20 | Roberto Merhi Muntan | 1:53.099 | 7 | | | | |



Belgian GP 2015 Race Classification

| Pos | N° | Driver | Chassis | Engine | Lap | | Pts |
|-----|----|------------------|-------------|----------|-----|---------------------------------|-----|
| 1 | 44 | Lewis HAMILTON | Mercedes | Mercedes | 43 | 1h 23m 40.387s (215.874 km/h) | 25 |
| 2 | 6 | Nico ROSBERG | Mercedes | Mercedes | 43 | 1h 23m 42.445s (+02.058s) | 18 |
| 3 | 8 | Romain GROSJEAN | Lotus | Mercedes | 43 | 1h 24m 18.375s (+37.988s) | 15 |
| 4 | 26 | Daniil KVIAT | Red Bull | Renault | 43 | 1h 24m 26.079s (+45.692s) | 12 |
| 5 | 11 | Sergio PEREZ | Force India | Mercedes | 43 | 1h 24m 34.384s (+53.997s) | 10 |
| 6 | 19 | Felipe MASSA | Williams | Mercedes | 43 | 1h 24m 35.670s (+55.283s) | 8 |
| 7 | 7 | Kimi RAIKKONEN | Ferrari | Ferrari | 43 | 1h 24m 36.090s (+55.703s) | 6 |
| 8 | 33 | Max VERSTAPPEN | Toro Rosso | Renault | 43 | 1h 24m 36.463s (+56.076s) | 4 |
| 9 | 77 | Valtteri BOTTAS | Williams | Mercedes | 43 | 1h 24m 41.427s (+1m 01.040s) | 2 |
| 10 | 9 | Marcus ERICSSON | Sauber | Ferrari | 43 | 1h 25m 11.621s (+1m 31.234s) | 1 |
| 11 | 12 | Felipe NASR | Sauber | Ferrari | 43 | 1h 25m 22.698s (+1m 42.311s) | |
| 12 | 5 | Sebastian VETTEL | Ferrari | Ferrari | 42 | Puncture | |
| 13 | 14 | Fernando ALONSO | McLaren | Honda | 42 | | |
| 14 | 22 | Jenson BUTTON | McLaren | Honda | 42 | | |
| 15 | 98 | Roberto MERHI | Marussia | Ferrari | 42 | | |
| 16 | 28 | Will STEVENS | Marussia | Ferrari | 42 | | |
| ab | 55 | Carlos SAINZ | Toro Rosso | Renault | 32 | Withdrew | |
| ab | 3 | Daniel RICCIARDO | Red Bull | Renault | 19 | Power loss | |
| ab | 13 | Pastor MALDONADO | Lotus | Mercedes | 2 | Electrics | |
| np | 27 | Nico HULKENBERG | Force India | Mercedes | | Power loss | |



Belgian GP : Historic

| Year | Date | Laps | Lap Dist. | Race Dist. | Pole | Winner |
|------|--------|------|-----------|------------|-----------------------|---------------------|
| 2015 | Aug 23 | 44 | 7.004 km | 308.052 km | Hamilton Lewis | Hamilton Lewis |
| 2014 | Aug 24 | 44 | 7.004 km | 308.052 km | Rosberg Nico | Ricciardo Daniel |
| 2013 | Aug-25 | 44 | 7.004 km | 308.052 km | Hamilton, Lewis | Vettel Sebastian |
| 2012 | Sep-02 | 44 | 7.004 km | 308.052 km | Button, Jenson | Button, Jenson |
| 2011 | Aug-28 | 44 | 7.004 km | 308.052 km | Vettel, Sebastian | Vettel, Sebastian |
| 2010 | Aug-29 | 44 | 7.004 km | 308.052 km | Webber, Mark | Hamilton, Lewis |
| 2009 | Aug-30 | 44 | 7.004 km | 308.052 km | Fisichella, Giancarlo | Räikkönen, Kimi |
| 2008 | Sep-07 | 44 | 7.004 km | 308.052 km | Hamilton, Lewis | Massa, Felipe |
| 2007 | Sep-16 | 44 | 7.004 km | 308.176 km | Räikkönen, Kimi | Räikkönen, Kimi |
| 2005 | Sep-11 | 44 | 6.976 km | 306.927 km | Montoya, Juan Pablo | Räikkönen, Kimi |
| 2004 | Aug-29 | 44 | 6.976 km | 306.927 km | Trulli, Jarno | Räikkönen, Kimi |
| 2002 | Sep-01 | 44 | 6.963 km | 306.355 km | Schumacher, Michael | Schumacher, Michael |
| 2001 | Sep-02 | 44 | 6.968 km | 306.592 km | Montoya, Juan Pablo | Schumacher, Michael |
| 2000 | Aug-27 | 44 | 6.968 km | 306.592 km | Häkkinen, Mika | Häkkinen, Mika |
| 1999 | Aug-29 | 44 | 6.968 km | 306.592 km | Häkkinen, Mika | Coulthard, David |
| 1998 | Aug-30 | 44 | 6.968 km | 306.592 km | Häkkinen, Mika | Hill, Damon |
| 1997 | Aug-24 | 44 | 6.968 km | 306.592 km | Villeneuve, Jacques | Schumacher, Michael |
| 1996 | Aug-25 | 44 | 6.968 km | 306.592 km | Villeneuve, Jacques | Schumacher, Michael |
| 1995 | Aug-27 | 44 | 6.974 km | 306.856 km | Berger, Gerhard | Schumacher, Michael |
| 1994 | Aug-28 | 44 | 7.001 km | 308.044 km | Barrichello, Rubens | Hill, Damon |
| 1993 | Aug-29 | 44 | 6.974 km | 306.856 km | Prost, Alain | Hill, Damon |
| 1992 | Aug-30 | 44 | 6.974 km | 306.856 km | Mansell, Nigel | Schumacher, Michael |
| 1991 | Aug-25 | 44 | 6.940 km | 305.360 km | Senna, Ayrton | Senna, Ayrton |
| 1990 | Aug-26 | 44 | 6.940 km | 305.360 km | Senna, Ayrton | Senna, Ayrton |
| 1989 | Aug-27 | 44 | 6.940 km | 305.360 km | Senna, Ayrton | Senna, Ayrton |
| 1988 | Aug-28 | 43 | 6.940 km | 298.420 km | Senna, Ayrton | Senna, Ayrton |
| 1987 | May-17 | 43 | 6.940 km | 298.420 km | Mansell, Nigel | Prost, Alain |
| 1986 | May-25 | 43 | 6.940 km | 298.420 km | Piquet, Nelson | Mansell, Nigel |
| 1985 | Sep-15 | 43 | 6.940 km | 298.420 km | Prost, Alain | Senna, Ayrton |
| 1983 | May-22 | 40 | 6.949 km | 278.620 km | Prost, Alain | Prost, Alain |
| 1970 | Jun-07 | 28 | 14.100 km | 394.800 km | Stewart, Jackie | Rodríguez, Pedro |
| 1968 | Jun-09 | 28 | 14.100 km | 394.800 km | Amon, Chris | McLaren, Bruce |
| 1967 | Jun-18 | 28 | 14.100 km | 394.800 km | Clark, Jim | Gurney, Dan |
| 1966 | Jun-12 | 28 | 14.100 km | 394.800 km | Surtees, John | Surtees, John |
| 1965 | Jun-13 | 32 | 14.100 km | 451.200 km | Hill, Graham | Clark, Jim |
| 1964 | Jun-14 | 32 | 14.100 km | 451.200 km | Gurney, Dan | Clark, Jim |
| 1963 | Jun-09 | 32 | 14.100 km | 451.200 km | Hill, Graham | Clark, Jim |
| 1962 | Jun-17 | 32 | 14.100 km | 451.200 km | Hill, Graham | Clark, Jim |
| 1961 | Jun-18 | 30 | 14.100 km | 423.000 km | Hill, Phil | Hill, Phil |
| 1960 | Jun-19 | 36 | 14.100 km | 507.600 km | Brabham, Jack | Brabham, Jack |
| 1958 | Jun-15 | 24 | 14.100 km | 338.400 km | Hawthorn, Mike | Brooks, Tony |
| 1956 | Jun-03 | 36 | 14.120 km | 508.320 km | Fangio, Juan Manuel | Collins, Peter |
| 1955 | Jun-05 | 36 | 14.120 km | 508.320 km | Castellotti, Eugenio | Fangio, Juan Manuel |
| 1954 | Jun-20 | 36 | 14.120 km | 508.320 km | Fangio, Juan Manuel | Fangio, Juan Manuel |
| 1953 | Jun-21 | 36 | 14.120 km | 508.320 km | Fangio, Juan Manuel | Ascari, Alberto |
| 1952 | Jun-22 | 36 | 14.120 km | 508.320 km | Ascari, Alberto | Ascari, Alberto |
| 1951 | Jun-17 | 36 | 14.120 km | 508.320 km | Fangio, Juan Manuel | Farina, Giuseppe |
| 1950 | Jun-18 | 35 | 14.120 km | 494.200 km | Farina, Giuseppe | Fangio, Juan Manuel |



Historic 2

Francorchamps Profil

| Location | Type | GP | First GP | First GP Winner | Last GP | Last GP Winner |
|-------------------|------|----|----------|---------------------|----------|----------------|
| Spa-Francorchamps | Road | 46 | BEL 1950 | Fangio, Juan Manuel | BEL 2015 | Hamilton Lewis |

Configurations and fastest laps records

| Year | GP | Type | GP | First GP | First GP Winner | Last GP | Last GP Winner |
|------|-----------------|-----------|---------------------|----------|-----------------|--------------|----------------|
| 1 | 1970 | 14.100 km | Amon, Chris | 1970 | 03:27.4 | 244.744 km/h | |
| 1 | 1983 | 6.949 km | de Cesaris, Andrea | 1983 | 02:07.493 | 196.218 km/h | |
| 7 | 1985-1991 | 6.940 km | Prost, Alain | 1990 | 01:55.087 | 217.088 km/h | |
| 3 | 1992-1993; 1995 | 6.974 km | Prost, Alain | 1993 | 01:51.095 | 225.990 km/h | |
| 1 | 1994 | 7.001 km | Hill, Damon | 1994 | 01:57.117 | 215.200 km/h | |
| 6 | 1996-2001 | 6.968 km | Schumacher, Michael | 2001 | 01:49.758 | 228.546 km/h | |
| 1 | 2002 | 6.963 km | Schumacher, Michael | 2002 | 01:47.176 | 233.884 km/h | |
| 2 | 2004-2005 | 6.976 km | Räikkönen, Kimi | 2004 | 01:45.108 | 238.931 km/h | |
| 6 | 2007-2013 | 7.004 km | Vettel, Sebastian | 2009 | 01:47.263 | 235.071 km/h | |

Nivelles Profil

| Location | Type | GP | First GP | First GP Winner | Last GP | Last GP Winner |
|-------------------|------|----|----------|---------------------|----------|---------------------|
| Nivelles, Belgium | Race | 2 | BEL 1972 | Fittipaldi, Emerson | BEL 1974 | Fittipaldi, Emerson |

Configurations and fastest laps records

| Year | Date | Laps | Lap Dist. | Race Dist. | Pole ? | Winner | Fastest Lap |
|------|--------|------|-----------|------------|---------------------|---------------------|--------------|
| 1974 | May-12 | 85 | 3.724 km | 316.540 km | Regazzoni, Clay | Fittipaldi, Emerson | Hulme, Denny |
| 1972 | Jun-04 | 85 | 3.724 km | 316.540 km | Fittipaldi, Emerson | Fittipaldi, Emerson | Amon, Chris |

Zolder Profil

| Location | Type | GP | First GP | First GP Winner | Last GP | Last GP Winner |
|-----------------|------|----|----------|-----------------|----------|-------------------|
| Zolder, Belgium | Race | 10 | BEL 1973 | Stewart, Jackie | BEL 1984 | Alboreto, Michele |

Configurations and fastest laps records

| Year | Date | Laps | Lap Dist. | Race Dist. | Pole ? | Winner | Fastest Lap |
|------|--------|------|-----------|------------|-------------------|-------------------|--------------------|
| 1984 | Apr-29 | 70 | 4.262 km | 298.340 km | Alboreto, Michele | Alboreto, Michele | Arnoux, René |
| 1982 | May-09 | 70 | 4.262 km | 298.340 km | Prost, Alain | Watson, John | Watson, John |
| 1981 | May-17 | 70 | 4.262 km | 298.340 km | Reutemann, Carlos | Reutemann, Carlos | Reutemann, Carlos |
| 1980 | May-04 | 72 | 4.262 km | 306.864 km | Jones, Alan | Pironi, Didier | Laffite, Jacques |
| 1979 | May-13 | 70 | 4.262 km | 298.340 km | Laffite, Jacques | Scheckter, Jody | Villeneuve, Gilles |
| 1978 | May-21 | 70 | 4.262 km | 298.340 km | Andretti, Mario | Andretti, Mario | Peterson, Ronnie |
| 1977 | Jun-05 | 70 | 4.262 km | 298.340 km | Andretti, Mario | Nilsson, Gunnar | Nilsson, Gunnar |
| 1976 | May-16 | 70 | 4.262 km | 298.340 km | Lauda, Niki | Lauda, Niki | Lauda, Niki |
| 1975 | May-25 | 70 | 4.262 km | 298.340 km | Lauda, Niki | Lauda, Niki | Regazzoni, Clay |
| 1973 | May-20 | 70 | 4.220 km | 295.400 km | Peterson, Ronnie | Stewart, Jackie | Cévert, François |



World Championship 2015

| Drivers | 1 | 2 | 3 | 4 | 5 | 6 | 7 | 8 | 9 | 10 | 11 | 12 | 13 | 14 | 15 | 16 | 17 | 18 | 19 | Pts |
|-------------------|-----|-----|-----|-----|-----|-----|-----|-----|-----|-----|-----|-----|-----|-----|-----|-----|-----|-----|-----|------------|
| | AUS | MYS | CHN | BHR | ESP | MCO | CAN | AUT | GBR | HUN | BEL | ITA | SGP | JPN | RUS | USA | MEX | BRA | ABD | |
| 1. L. Hamilton | 25 | 18 | 25 | 25 | 18 | 15 | 25 | 18 | 25 | 8 | 25 | 25 | | 25 | 25 | 25 | 18 | 18 | 18 | 381 |
| 2. N. Rosberg | 18 | 15 | 18 | 15 | 25 | 25 | 18 | 25 | 18 | 4 | 18 | - | 12 | 18 | - | 18 | 25 | 25 | 25 | 322 |
| 3. S. Vettel | 15 | 25 | 15 | 10 | 15 | 18 | 10 | 12 | 15 | 25 | - | 18 | 25 | 15 | 18 | 15 | - | 15 | 12 | 278 |
| 4. K. Raikkonen | - | 12 | 12 | 18 | 10 | 8 | 12 | - | 4 | - | 6 | 10 | 15 | 12 | 4 | - | - | 12 | 15 | 150 |
| 5. V. Bottas | - | 10 | 8 | 12 | 12 | - | 15 | 10 | 10 | - | 2 | 12 | 10 | 10 | - | - | 15 | 10 | - | 136 |
| 6. F. Massa | 12 | 8 | 10 | 1 | 8 | - | 8 | 15 | 12 | - | 8 | 15 | - | - | 12 | - | 8 | - | 4 | 121 |
| 7. D. Kvyat | - | 2 | - | 2 | 1 | 12 | 2 | - | 8 | 18 | 12 | 1 | 8 | - | 10 | - | 12 | 6 | 1 | 95 |
| 8. D. Ricciardo | 8 | 1 | 2 | 8 | 6 | 10 | - | 1 | - | 15 | - | 4 | 18 | - | - | 1 | 10 | - | 8 | 92 |
| 9. S. Perez | 1 | - | - | 4 | - | 6 | - | 2 | 2 | - | 10 | 8 | 6 | - | 15 | 10 | 4 | - | 10 | 78 |
| 10. N. Hulkenberg | 6 | - | - | - | - | - | 4 | 8 | 6 | - | 6 | - | 8 | - | - | - | 6 | 8 | 6 | 58 |
| 11. R. Grosjean | - | - | 6 | 6 | 4 | - | 1 | - | - | 6 | 15 | - | - | 6 | - | - | 1 | 4 | 2 | 51 |
| 12. M. Verstappen | - | 6 | - | - | - | - | - | 4 | - | 12 | 4 | - | 4 | 2 | 1 | 12 | 2 | 2 | - | 49 |
| 13. F. Nasr | 10 | - | 4 | - | - | 2 | - | - | - | - | - | - | 1 | - | 8 | 2 | - | - | - | 27 |
| 14. P. Maldonado | - | - | - | - | - | - | 6 | 6 | - | - | - | - | - | 4 | 6 | 4 | - | 1 | - | 27 |
| 15. C. Sainz | 2 | 4 | - | - | 2 | 1 | - | - | - | - | - | - | 2 | 1 | - | 6 | - | - | - | 18 |
| 16. J. Button | - | - | - | - | - | 4 | - | - | - | 2 | - | - | - | - | 2 | 8 | - | - | - | 16 |
| 17. F. Alonso | - | - | - | - | - | - | - | - | 1 | 10 | - | - | - | - | - | - | - | - | - | 11 |
| 18. M. Ericsson | 4 | - | 1 | - | - | - | - | - | - | 1 | 1 | 2 | - | - | - | - | - | - | - | 9 |
| 19. R. Merhi | - | - | - | - | - | - | - | - | - | - | - | - | - | - | - | - | - | - | - | 0 |
| 20. A. Rossi | - | - | - | - | - | - | - | - | - | - | - | - | - | - | - | - | - | - | - | 0 |
| 21. W. Stevens | - | - | - | - | - | - | - | - | - | - | - | - | - | - | - | - | - | - | - | 0 |

| Constructors | 1 | 2 | 3 | 4 | 5 | 6 | 7 | 8 | 9 | 10 | 11 | 12 | 13 | 14 | 15 | 16 | 17 | 18 | 19 | Pts |
|-------------------------|-----|-----|-----|-----|-----|-----|-----|-----|-----|-----|-----|-----|-----|-----|-----|-----|-----|-----|-----|-----|
| | AUS | MYS | CHN | BHR | ESP | MCO | CAN | AUT | GBR | HUN | BEL | ITA | SGP | JPN | RUS | USA | MEX | BRA | ABD | |
| 1. Mercedes | 43 | 33 | 43 | 40 | 43 | 40 | 43 | 43 | 43 | 12 | 43 | 25 | 12 | 43 | 25 | 43 | 43 | 43 | 43 | 703 |
| 2. Ferrari | 15 | 37 | 27 | 28 | 25 | 26 | 22 | 12 | 19 | 25 | 6 | 28 | 40 | 27 | 22 | 15 | - | 27 | 27 | 428 |
| 3. Williams Mercedes | 12 | 18 | 18 | 13 | 20 | - | 23 | 25 | 22 | - | 10 | 27 | 10 | 10 | 12 | - | 23 | 10 | 4 | 257 |
| 4. Red Bull Renault | 8 | 3 | 2 | 10 | 7 | 22 | 2 | 1 | 8 | 33 | 12 | 5 | 26 | - | 10 | 1 | 22 | 6 | 9 | 187 |
| 5. Force India Mercedes | 7 | - | - | 4 | - | 6 | 4 | 10 | 8 | - | 10 | 14 | 6 | 8 | 15 | 10 | 10 | 8 | 16 | 136 |
| 6. Lotus Mercedes | - | - | 6 | 6 | 4 | - | 7 | 6 | - | 6 | 15 | - | - | 10 | 6 | 4 | 1 | 5 | 2 | 78 |
| 7. Toro Rosso Renault | 2 | 10 | - | - | 2 | 1 | - | 4 | - | 12 | 4 | - | 6 | 3 | 1 | 18 | 2 | 2 | - | 67 |
| 8. Sauber Ferrari | 14 | - | 5 | - | - | 2 | - | - | - | 1 | 1 | 2 | 1 | - | 8 | 2 | - | - | - | 36 |
| 9. McLaren Honda | - | - | - | - | - | 4 | - | - | 1 | 12 | - | - | - | - | 2 | 8 | - | - | - | 27 |
| 10. Marussia Ferrari | - | - | - | - | - | - | - | - | - | - | - | - | - | - | - | - | - | - | - | 0 |



Season 2016 changes

Exhaust layout - to improve engine noise, teams must now use separate exhaust pipes for the turbine and wastegate rather than the single exhaust used in 2015. The rules allow for the option of using a twinpipe for the wastegate, though any exit must not be more than 100mm from the main pipe.

- **Power unit allowance** - with the number of championship rounds increasing from 19 to 21 this year, the number of power units each driver is allowed to use over the course of the season has increased from four to five. Consequently, grid penalties will only kick in when each driver uses a sixth of any one of the six disparate power unit elements.
- **Power unit development** - Each manufacturer will be allowed 32 power unit tokens for in-season development. They may use these at their discretion. Additionally, whereas previously no manufacturer could supply more than one specification of power unit, engines homologated in previous seasons may now be re-homologated for use in 2016.

Engine exhaust systems must have only a single turbine tailpipe exit and either one or two wastegate tailpipe exits which must all be rearward facing and through which all exhaust gases must pass. Article 5.8.2 of the 2016 FIA Technical Regulations

- **Cockpit safety** - the head protection structures either side of the cockpit are now 20mm higher than before and able to resist a compression load of 50N per 30 seconds.
- **Tyres** - To encourage variation between race strategies, Pirelli are now making three, rather than two, of their five dry-weather tyre compounds (including the new purple-marked ultrasoft) available at each event. The Italian company will allocate two sets of tyres for the race (only one of which must be used) and one set which can only be used in Q3 (the softest of the chosen three compounds). Each driver will then be able to choose 10 further sets of tyres from the three compounds to take their weekend allocation to 13.
- **Virtual Safety Car** - The Virtual Safety Car (VSC) may now be used in practice sessions as well as races in order to reduce stoppage times, while DRS will now be re-enabled immediately after a VSC period.
- **Accident analysis** - For the purpose of accident analysis, each car must be fitted with a high speed camera and each driver must wear in-ear accelerometers at each event and all tests which are attended by more than one team.
- **Testing** - The number of pre-season tests has been slashed from three to two, meaning that the teams may participate in eight days of track running ahead of the new season rather than the 12 they had available in 2015.

Pit to car messages - To ensure that drivers drive the car 'alone and unaided' and are not being 'coached' from the pit wall, stricter rules have been introduced to govern what information can and can't be given to a driver over team radio. For example, a driver can no longer be given information about driving lines or how to adjust his car to make it faster whilst out on track



Entry Listy

| Car N° | Driver's Name | Team Name | Name of the Chassis | Name of the Engine |
|--------|------------------------------|--|---------------------|--------------------|
| 44 | Lewis Hamilton | Mercedes AMG Petronas Formula One Team | Mercedes | Mercedes |
| 6 | Nico Rosberg | Mercedes AMG Petronas Formula One Team | Mercedes | Mercedes |
| 5 | Sebastian Vettel | Scuderia Ferrari | Ferrari | Ferrari |
| 7 | Kimi Raikkonen | Scuderia Ferrari | Ferrari | Ferrari |
| 19 | Felipe Massa | Williams Martin Racing | Williams | Mercedes |
| 77 | Valtteri Bottas | Williams Martin Racing | Williams | Mercedes |
| 3 | Daniel Ricciardo | Red Bull Racing | Red Bull Racing | TAG Heuer |
| 33 | Max Verstappen | Red Bull Racing | Red Bull Racing | TAG Heuer |
| 27 | Nicolas Hulkenberg | Sahara Force India F1 Team | Force India | Mercedes |
| 11 | Sergio Perez Mendoza | Sahara Force India F1 Team | Force India | Mercedes |
| 20 | Kevin Magnussen | Renault Sport Formula One Team | Renault | Renault |
| 30 | Jolyon Palmer | Renault Sport Formula One Team | Renault | Renault |
| 26 | Daniil Kvyat | Scuderia Toro Rosso | Toro Rosso | Ferrari |
| 55 | Carlos Sainz Jr | Scuderia Toro Rosso | Toro Rosso | Ferrari |
| 9 | Marcus Ericsson | Sauber F1 Team | Sauber | Ferrari |
| 12 | Luiz Felipe de Oliveira Nasr | Sauber F1 Team | Sauber | Ferrari |
| 14 | Fernando Alonso | McLaren Honda Formula 1 Team | McLaren | Honda |
| 22 | Jenson Button | McLaren Honda Formula 1 Team | McLaren | Honda |
| 94 | Pascal Wehrlein | Manor Racing MRT | MRT | Mercedes |
| 88 | Rio Haryanto | Manor Racing MRT | MRT | Mercedes |
| 8 | Romain Grosjean | Haas F1 Team | Haas | Ferrari |
| 21 | Esteban Gutierrez | Haas F1 Team | Haas | Ferrari |



Calendar 2016

| Date | Race | Circuit |
|---------------------------|-----------------------|--------------------------------|
| 2016-03-17 à 03-20 | GP d'Australie | Albert Park Circuit |
| 2016-03-31 à 04-03 | GP de Bahreïn | Bahrain International Circuit |
| 2016-04-15 à 04-17 | GP de Chine | Shanghai International Circuit |
| 2016-04-28 à 05-01 | GP de Russie | Sochi Autodrom |
| 2016-05-12 à 05-15 | GP d'Espagne | Circuit de Barcelona-Catalunya |
| 2016-05-25 à 05-29 | GP de Monaco | Monte Carlo |
| 2016-06-09 à 06-12 | GP du Canada | Circuit Gilles-Villeneuve |
| 2016-06-16 à 06-19 | GP d'Europe | Streets of Baku |
| 2016-06-30 à 07-03 | GP d'Autriche | Red Bull Ring |
| 2016-07-07 à 07-10 | GP de Grande-Bretagne | Silverstone |
| 2016-07-21 à 07-24 | GP de Hongrie | Hungaroring |
| 2016-07-28 à 07-31 | GP d'Allemagne | Hockenheim |
| 2016-08-25 à 08-28 | GP de Belgique | Spa-Francorchamps |
| 2016-09-01 à 09-04 | GP d'Italie | Monza |
| 2016-09-15 à 09-18 | GP de Singapour | Singapore Street Circuit |
| 2016-09-29 à 10-02 | GP de Malaisie | Sepang International Circuit |
| 2016-10-06 à 10-09 | GP du Japon | Suzuka |
| 2016-10-20 à 10-23 | GP des États-Unis | Circuit of the Americas |
| 2016-10-27 à 10-30 | GP du Mexique | Autodromo Hermanos Rodriguez |
| 2016-11-10 à 11-13 | GP du Brésil | Interlagos |
| 2016-11-24 à 11-27 | GP d'Abu Dhabi | Yas Marina Circuit |



Mercedes AMG Petronas Formula One Team



First Grand Prix 1954
Races 139
Championships 2

Full name: Lewis Carl Hamilton
Birth date: January 7, 1985
Birthplace: Tewin, Great Britain
Current age: 30 years
Height: 1.75 m
Weight: 66 kg
Current team: Mercedes
Previous teams: McLaren

Seasons 9
Wins 45

Full name: Nico Rosberg
Birth date: June 27, 1985
Birthplace: Wiesbaden, Germany
Current age: 30 years
Height: 1.78 m
Weight: 71 kg
Relation: Father - K Rosberg
Current: team Mercedes
Previous teams: Williams

Scuderia Ferrari



First Grand Prix 1950
Races 920
Championships 16

Full name: Sebastian Vettel
Birth date: July 3, 1987
Birthplace: Heppenheim, Germany
Current age: 28 years
Height: 1.76 m
Weight: 58 kg
Current team: Ferrari
Previous teams: BMW Sauber, Red Bull, Toro Rosso

Seasons 67
Wins 224

Full name: Kimi-Matias Räikkönen
Nickname: Iceman
Birth date: October 17, 1979
Birthplace: Espoo, Finland
Current age: 35 years
Height: 1.75 m
Weight: 62 kg
Current team: Ferrari
Previous teams: Lotus, McLaren, Sauber



Williams GP Engineering Limited

First Grand Prix 1975
Races 673
Championships 9

Full name: Valtteri Bottas
Birth date: August 28, 1989
Birthplace: Nastola, Finland
Current age: 25 years
Height: 1.73 m
Weight: 70 kg
Current team: Williams



Seasons 41
Wins 114

Full name: Felipe Massa
Birth date: April 25, 1981
Birthplace: Sao Paulo, Brazil
Current age: 34 years
Height: 1.66 m
Weight: 59 kg
Current team: Williams
Previous teams: Ferrari, Sauber

Red Bull Racing Limited

First Grand Prix 2005
Races 215
Championships 4

Full name: Daniel Ricciardo
Birth date: July 1, 1989
Birthplace: Perth, Australia
Current age: 26 years
Height: 1,80m
Weight: 70,5 kg
Current team: Red Bull
Previous teams: HRT, Toro Rosso



Seasons 12
Wins 50

Full name: Max Verstappen
Birth date: September 30, 1997
Birthplace: Hasselt Belgium
Current age: 18 years
Height: 1.80 m
Weight: 67 kg
Current team: Red Bull
Previous teams: Toro Rosso



Force India Formula 1 Team Limited



First Grand Prix 2008
Races 162
Championships 0

Seasons 9
Wins 0

Full name: Nicolas Hülkenberg
Nickname: The Hulk
Birth date: August 19, 1987
Birthplace: Emmerich am Rhein, Germany
Current age: 27 years
Height: 1.84 m
Weight: 70 kg
Current: team Force India
Previous teams: Sauber, Williams

Full name: Sergio Perez
Nickname: Checo
Birth date: January 26, 1990
Birthplace: Guadalajara, Mexico
Current age: 25 years
Current team: Force India
Previous teams: McLaren, Sauber

Renault Sport Formula One Team



First Grand Prix 1977
Races 312
Championships 2

Seasons 39
Wins 35

Full name: Kevin Magnussen
Birth date: October 5, 1992
Birthplace: Roskilde, Denmark
Current age: 23 years
Height: 1.74 m
Weight: 68 kg
Current team: Renault
Previous teams: McLaren

Full name: Jolyon Palmer
Birth date: January 20, 1991
Birthplace: Horsham England
Current age: 25 years
Current team: Renault
Previous teams:



Scuderia Toro Rosso SpA

First Grand Prix 2006
Races 197
Championships 0

Full name: Daniil Kvyat
Birth date: April 26, 1994
Birthplace: Bachkortostan, Russia
Current age: 21 years
Current team: Toro Rosso
Previous team: Toro Rosso, Red Bull Racing



Seasons 11
Wins 1

Full name: Carlos Sainz Jr
Birth date: September 1, 1994
Birthplace: Madrid, Spain
Current age: 20 years
Current team: Toro Rosso

Sauber F1 Team

First Grand Prix 1993
Races 342
Championships 0

Full name: Marcus Ericsson
Birth date: September 2, 1990
Birthplace: Kumla, Sweden
Current age: 24 years
Current team: Sauber
Previous teams: Caterham



Seasons 24
Wins 0

Full name: Luiz Felipe de Oliveira Nasr
Birth date: August 21, 1992
Birthplace: Brasilia, Brazil
Current age: 22 years
Current team: Sauber
Previous teams: Williams



McLaren Hond Formula One Team



First Grand Prix 1966
Races 792
Championships 8

Full name: Fernando Alonso Díaz
Birth date: July 29, 1981
Birthplace: Oviedo, Spain
Current age: 33 years
Height: 1.71 m
Weight: 68 kg
Current team: McLaren
Previous teams: Ferrari, Minardi, Renault

Seasons 51
Wins 182

Full name: Jenson Alexander Lyons Button
Birth date: January 19, 1980
Birthplace: Somerset, Great Britain
Current age: 35 years
Height: 1.82 m
Weight: 72 kg
Current team: McLaren
Previous teams: BAR, Benetton, Brawn, Honda, Renault, Williams

Manor Racing MRT



First Grand Prix 2012
Races 85
Championships 0

Full name: Pascal Wehrlein
Birth date: October 18, 1994
Birthplace: Sigmaringen Germany
Current age: 22 years
Height: 1,75 m
Weight: 61 kg
Current team: Manor
Previous teams:

Seasons 5
Wins 0

Full name: Rio Haryanto
Birth date: January, 22, 1993
Birthplace: Surakarta Indonesia,
Current age: 23 years
Height: 1,70 m
Weight: 63 kg
Current team: Manor
Previous team:



Haas F1 Team



First Grand Prix 2016
Races 12
Championships 0

Full name: Romain Grosjean
Birth date: April 17, 1986
Birthplace: Genève, Switzerland
Current: 29 years
Height: 1.80 m
Weight: 72 kg
Current team: Haas
Previous teams: Renault, Lotus

Seasons 1
Wins

Full name: Esteban Gutierrez
Birth date: August 5, 1991
Birthplace: Monterrey Mexico
Current: 24 years
Height: 1,80 m
Weight: 63 kg
Current team: Haas
Previous teams: Sauber



Media contacts

Red Bull Racing

Head of Communications: Katie Tweedle
+44 7766 471 568 – katie.tweedle@redbullracing.com
Press Officer: Lyndsey Fairburn
+44 7764 386 399 – lyndsey.fairburn@redbullracing.com

McLaren

Head of Communications & PR: Matt Bishop
+44 7976 835 878 – matt.bishop@mclaren.com
Media Manager: Steve Cooper
+44 7881 426 460 – steve.cooper@mclaren.com
PR Officer: Silvia Hoffer Frangipane
+44 7584 218 639 – silvia.hoffer@mclaren.com

Mercedes AMG Petronas F1 Team

Head of Partner & Event Communications:
Nicola Armstrong: +44 7793 844549
narmstrong@mercedesamgf1.com
Head of Motorsport Communications: Bradley Lord:
+49 151 58621 997 blord@mercedesamgf1.com
Media Officer: Ben Cowley - 0044 7920 214 276 -
bcowley@mercedesamgf1.com

Sahara Force India F1 Team

Communications Manager: Will Hings
+44 7734 202020 – will.hings@forceindiaf1.com

Scuderia Toro Rosso

Head of Communications: Fabiana Valenti
+39 335 711 3694 – fabiana.valenti@tororosso.com
Senior Press Officer: Diego Mandolfo
+39 340 795 1078 – diego.mandolfo@tororosso.com
Press officer: Tabatha Vallshalling - 0039 348 6095017 -
tabatha.vallshalling@tororosso.com

Pirelli

Head of F1 Communications: Roberto Boccafogli
+39 335 1256694 – roberto.boccafogli@pirelli.com

Scuderia Ferrari

Head of Motorsport Press Office: Alberto Antonini
+39 334 055 66 35 – alberto.antonini@ferrari.com
Press Officer: Roberta Vallorosi
+39 334 659 1868 – roberta.vallorosi@ferrari.com
Press Officer: Stefania Bocchi
stefania.bocchi@ferrari.com

Renault F1 team

Head of Communications: Lucy Genon
0033 6 11 71 61 78 / 0044 781 659 4152. – lucy.genon-rf1ext@renaultsportf1.com
Laurence Letresor : 0033 6 76 03 30 29 -
laurence.letresor@renaultsportf1.com

Sauber F1 Team

Head of Communications: Robert Höpoltzeder -
0041 79 770 1819 – robert.hoepoltzeder@sauber-motorsport.com
Communication Manager: Marleen Seilheimer
marleen.seilheimer@sauber-motorsport.com - 0041 79 264 28 49

Williams F1 Team

Junior press officer: Max Constanduros
+44 7823344285 - Max.Constanduros@williamsf1.com
Head of Communications: Sophie Ogg
+44 7977 27 5762 – sophie.ogg@williamsf1.com

Manor F1 Team

PR Director: Tracy Novak
+44 7590 964 936 – tracy.novak@marussiaf1team.com

Honda R&D Europe (UK) Ltd.

Communications Manager: Akiko Itoga 0044 7990 506 251 -
akiko_itoga@uk.hrdeu.com
Press officer: Amanda Hunt - 0044 7909001416 -
amanda_hunt@uk.hrdeu.com



Australia GP :

Qualifying classification

| POS | DRIVER | Q1 | LAPS | Q2 | LAPS | Q3 | LAPS |
|-----|-------------------|----------|------|----------|------|----------|------|
| 1 | Lewis Hamilton | 1:25.351 | 5 | 1:24.605 | 3 | 1:23.837 | 6 |
| 2 | Nico Rosberg | 1:26.934 | 4 | 1:24.796 | 3 | 1:24.197 | 6 |
| 3 | Sebastian Vettel | 1:26.945 | 5 | 1:25.257 | 6 | 1:24.675 | 3 |
| 4 | Kimi Raikkonen | 1:26.579 | 4 | 1:25.615 | 6 | 1:25.033 | 3 |
| 5 | Max Verstappen | 1:26.934 | 3 | 1:25.615 | 6 | 1:25.434 | 3 |
| 6 | Felipe Massa | 1:25.918 | 6 | 1:25.644 | 3 | 1:25.458 | 3 |
| 7 | Carlos Sainz Jr. | 1:27.057 | 5 | 1:25.384 | 6 | 1:25.582 | 3 |
| 8 | Daniel Ricciardo | 1:26.945 | 6 | 1:25.599 | 6 | 1:25.589 | 3 |
| 9 | Sergio Perez | 1:26.607 | 6 | 1:25.753 | 6 | | |
| 10 | Nico Hulkenberg | 1:26.550 | 8 | 1:25.865 | 6 | | |
| 11 | Valtteri Bottas | 1:27.135 | 3 | 1:25.961 | 6 | | |
| 12 | Fernando Alonso | 1:26.537 | 6 | 1:26.125 | 3 | | |
| 13 | Jenson Button | 1:26.740 | 6 | 1:26.304 | 3 | | |
| 14 | Jolyon Palmer | 1:27.241 | 9 | 1:27.601 | 3 | | |
| 15 | Kevin Magnussen | 1:27.297 | 8 | 1:27.742 | 3 | | |
| 16 | Marcus Ericsson | 1:27.435 | 9 | | | | |
| 17 | Felipe Nasr | 1:27.958 | 7 | | | | |
| 18 | Daniil Kvyat | 1:28.006 | 5 | | | | |
| 19 | Romain Grosjean | 1:28.322 | 6 | | | | |
| 20 | Esteban Gutiérrez | 1:29.606 | 6 | | | | |
| 21 | Rio Haryanto | 1:29.627 | 3 | | | | |
| 22 | Pascal Wehrlein | 1:29.642 | 3 | | | | |

Race

| POS | DRIVER | TEAM | LAPS | TIME |
|-----|-------------------|-------------------------------|------|-------------|
| 1 | Nico Rosberg | Mercedes AMG Petronas F1 Team | 57 | 1:48:15.565 |
| 2 | Lewis Hamilton | Mercedes AMG Petronas F1 Team | 57 | 1:48:23.625 |
| 3 | Sebastian Vettel | Scuderia Ferrari | 57 | 1:48:25.208 |
| 4 | Daniel Ricciardo | Red Bull Racing | 57 | 1:48:39.895 |
| 5 | Felipe Massa | Williams Martini Racing | 57 | 1:49:14.544 |
| 6 | Romain Grosjean | Haas F1 Team | 57 | 1:49:27.646 |
| 7 | Nico Hulkenberg | Sahara Force India F1 Team | 57 | 1:49:29.764 |
| 8 | Valtteri Bottas | Williams Martini Racing | 57 | 1:49:30.718 |
| 9 | Carlos Sainz Jr. | Scuderia Toro Rosso | 57 | 1:49:31.245 |
| 10 | Max Verstappen | Scuderia Toro Rosso | 57 | 1:49:32.398 |
| 11 | Jolyon Palmer | Renault Sport F1 Team | 57 | 1:49:38.964 |
| 12 | Kevin Magnussen | Renault Sport F1 Team | 57 | 1:49:41.171 |
| 13 | Sergio Perez | Sahara Force India F1 Team | 57 | 1:49:47.264 |
| 14 | Jenson Button | McLaren Honda | 56 | 1:48:17.218 |
| 15 | Felipe Nasr | Sauber F1 Team | 56 | 1:48:25.682 |
| 16 | Pascal Wehrlein | Manor Racing MRT | 56 | 1:49:45.154 |
| 17 | Marcus Ericsson | Sauber F1 Team | 38 | 1:20:45.837 |
| 18 | Kimi Raikkonen | Scuderia Ferrari | 21 | 0:53:19.744 |
| 19 | Rio Haryanto | Manor Racing MRT | 17 | 0:28:10.008 |
| 20 | Esteban Gutiérrez | Haas F1 Team | 16 | 0:25:38.752 |
| 21 | Fernando Alonso | McLaren Honda | 16 | 0:25:39.324 |
| 22 | Daniil Kvyat | Red Bull Racing | 0 | |



Bahrain GP :

Qualifying classification

| POS | DRIVER | Q1 | LAPS | Q2 | LAPS | Q3 | LAPS |
|-----|-------------------|----------|------|----------|------|----------|------|
| 1 | Lewis Hamilton | 1:31.391 | 5 | 1:30.039 | 3 | 1:29.493 | 6 |
| 2 | Nico Rosberg | 1:31.325 | 4 | 1:30.535 | 3 | 1:29.570 | 6 |
| 3 | Sebastian Vettel | 1:31.636 | 5 | 1:30.409 | 3 | 1:30.012 | 6 |
| 4 | Kimi Raikkonen | 1:31.685 | 5 | 1:30.559 | 3 | 1:30.244 | 6 |
| 5 | Daniel Ricciardo | 1:31.403 | 6 | 1:31.122 | 3 | 1:30.854 | 3 |
| 6 | Valtteri Bottas | 1:31.672 | 3 | 1:30.931 | 6 | 1:31.153 | 3 |
| 7 | Felipe Massa | 1:32.045 | 3 | 1:31.374 | 4 | 1:31.155 | 3 |
| 8 | Nico Hulkenberg | 1:31.987 | 6 | 1:31.604 | 6 | 1:31.620 | 3 |
| 9 | Romain Grosjean | 1:32.005 | 6 | 1:31.756 | 3 | | |
| 10 | Max Verstappen | 1:31.888 | 6 | 1:31.772 | 3 | | |
| 11 | Carlos Sainz Jr. | 1:31.716 | 6 | 1:31.816 | 3 | | |
| 12 | Stoffel Vandoorne | 1:32.472 | 6 | 1:31.934 | 3 | | |
| 13 | Esteban Gutiérrez | 1:32.118 | 6 | 1:31.945 | 3 | | |
| 14 | Jenson Button | 1:31.976 | 6 | 1:31.998 | 3 | | |
| 15 | Daniil Kvyat | 1:32.559 | 6 | 1:32.241 | 3 | | |
| 16 | Pascal Wehrlein | 1:32.806 | 6 | | | | |
| 17 | Marcus Ericsson | 1:32.840 | 6 | | | | |
| 18 | Sergio Perez | 1:32.911 | 7 | | | | |
| 19 | Kevin Magnussen | 1:33.181 | 3 | | | | |
| 20 | Jolyon Palmer | 1:33.438 | 6 | | | | |
| 21 | Rio Haryanto | 1:34.190 | 3 | | | | |
| 22 | Felipe Nasr | 1:34.388 | 4 | | | | |

Race

| POS | DRIVER | TEAM | LAPS | TIME |
|-----|-------------------|-------------------------------|------|-------------|
| 1 | Nico Rosberg | Mercedes AMG Petronas F1 Team | 57 | 1:33:34.696 |
| 2 | Kimi Raikkonen | Scuderia Ferrari | 57 | 1:33:44.978 |
| 3 | Lewis Hamilton | Mercedes AMG Petronas F1 Team | 57 | 1:34:04.844 |
| 4 | Daniel Ricciardo | Red Bull Racing | 57 | 1:34:37.190 |
| 5 | Romain Grosjean | Haas F1 Team | 57 | 1:34:52.995 |
| 6 | Max Verstappen | Scuderia Toro Rosso | 57 | 1:34:55.625 |
| 7 | Daniil Kvyat | Red Bull Racing | 56 | 1:33:35.830 |
| 8 | Felipe Massa | Williams Martini Racing | 56 | 1:33:38.285 |
| 9 | Valtteri Bottas | Williams Martini Racing | 56 | 1:33:45.236 |
| 10 | Stoffel Vandoorne | McLaren Honda | 56 | 1:33:48.091 |
| 11 | Kevin Magnussen | Renault Sport F1 Team | 56 | 1:34:05.984 |
| 12 | Marcus Ericsson | Sauber F1 Team | 56 | 1:34:13.777 |
| 13 | Pascal Wehrlein | Manor Racing MRT | 56 | 1:34:16.318 |
| 14 | Felipe Nasr | Sauber F1 Team | 56 | 1:34:22.365 |
| 15 | Nico Hulkenberg | Sahara Force India F1 Team | 56 | 1:34:23.444 |
| 16 | Sergio Perez | Sahara Force India F1 Team | 56 | 1:34:25.272 |
| 17 | Rio Haryanto | Manor Racing MRT | 56 | 1:34:44.225 |
| 18 | Carlos Sainz Jr. | Scuderia Toro Rosso | 29 | 0:50:22.411 |
| 19 | Esteban Gutiérrez | Haas F1 Team | 9 | 0:15:53.345 |
| 20 | Jenson Button | McLaren Honda | 6 | 0:10:05.435 |
| 21 | Sebastian Vettel | Scuderia Ferrari | 0 | |
| 22 | Jolyon Palmer | Renault Sport F1 Team | 0 | |



China GP :

Qualifying classification

| POS | DRIVER | Q1 | LAPS | Q2 | LAPS | Q3 |
|-----|-------------------|----------|------|----------|------|----------|
| 1 | Nico Rosberg | 1:37.669 | 7 | 1:36.240 | 3 | 1:35.402 |
| 2 | Daniel Ricciardo | 1:37.672 | 3 | 1:36.815 | 4 | 1:35.917 |
| 3 | Kimi Raikkonen | 1:37.347 | 4 | 1:36.118 | 3 | 1:35.972 |
| 4 | Sebastian Vettel | 1:37.001 | 4 | 1:36.183 | 3 | 1:36.246 |
| 5 | Valtteri Bottas | 1:37.537 | 4 | 1:36.831 | 3 | 1:36.296 |
| 6 | Daniil Kvyat | 1:37.719 | 4 | 1:36.948 | 4 | 1:36.399 |
| 7 | Sergio Perez | 1:38.096 | 5 | 1:37.149 | 4 | 1:36.865 |
| 8 | Carlos Sainz Jr. | 1:37.656 | 5 | 1:37.204 | 4 | 1:36.881 |
| 9 | Max Verstappen | 1:38.181 | 5 | 1:37.265 | 4 | 1:37.194 |
| 10 | Nico Hulkenberg | 1:38.165 | 6 | 1:37.333 | 4 | |
| 11 | Felipe Massa | 1:38.016 | 5 | 1:37.347 | 4 | |
| 12 | Fernando Alonso | 1:38.451 | 7 | 1:38.826 | 4 | |
| 13 | Jenson Button | 1:37.593 | 7 | 1:39.093 | 4 | |
| 14 | Romain Grosjean | 1:38.425 | 9 | 1:39.830 | 4 | |
| 15 | Marcus Ericsson | 1:38.321 | 7 | 1:40.742 | 4 | |
| 16 | Felipe Nasr | 1:38.654 | 7 | 1:42.430 | 4 | |
| 17 | Kevin Magnussen | 1:38.673 | 9 | | | |
| 18 | Esteban Gutiérrez | 1:38.770 | 9 | | | |
| 19 | Jolyon Palmer | 1:39.528 | 9 | | | |
| 20 | Rio Haryanto | 1:40.264 | 9 | | | |
| 21 | Lewis Hamilton | | 3 | | | |
| 22 | Pascal Wehrlein | | 2 | | | |

Race

| POS | DRIVER | TEAM | LAPS | TIME |
|-----|-------------------|-------------------------------|------|-------------|
| 1 | Nico Rosberg | Mercedes AMG Petronas F1 Team | 56 | 1:38:53.891 |
| 2 | Sebastian Vettel | Scuderia Ferrari | 56 | 1:39:31.667 |
| 3 | Daniil Kvyat | Red Bull Racing | 56 | 1:39:39.827 |
| 4 | Daniel Ricciardo | Red Bull Racing | 56 | 1:39:46.579 |
| 5 | Kimi Raikkonen | Scuderia Ferrari | 56 | 1:39:59.763 |
| 6 | Felipe Massa | Williams Martini Racing | 56 | 1:40:09.402 |
| 7 | Lewis Hamilton | Mercedes AMG Petronas F1 Team | 56 | 1:40:12.121 |
| 8 | Max Verstappen | Scuderia Toro Rosso | 56 | 1:40:13.159 |
| 9 | Carlos Sainz Jr. | Scuderia Toro Rosso | 56 | 1:40:18.018 |
| 10 | Valtteri Bottas | Williams Martini Racing | 56 | 1:40:20.083 |
| 11 | Sergio Perez | Sahara Force India F1 Team | 56 | 1:40:28.174 |
| 12 | Fernando Alonso | McLaren Honda | 56 | 1:40:31.144 |
| 13 | Jenson Button | McLaren Honda | 56 | 1:40:35.881 |
| 14 | Esteban Gutiérrez | Haas F1 Team | 55 | 1:38:58.537 |
| 15 | Nico Hulkenberg | Sahara Force India F1 Team | 55 | 1:38:59.871 |
| 16 | Marcus Ericsson | Sauber F1 Team | 55 | 1:39:10.418 |
| 17 | Kevin Magnussen | Renault Sport F1 Team | 55 | 1:39:20.177 |
| 18 | Pascal Wehrlein | Manor Racing MRT | 55 | 1:39:24.975 |
| 19 | Romain Grosjean | Haas F1 Team | 55 | 1:39:26.606 |
| 20 | Felipe Nasr | Sauber F1 Team | 55 | 1:39:49.662 |
| 21 | Rio Haryanto | Manor Racing MRT | 55 | 1:39:55.203 |
| 22 | Jolyon Palmer | Renault Sport F1 Team | 55 | 1:39:57.369 |



Russia GP :

Qualifying classification

| POS | DRIVER | Q1 | LAPS | Q2 | LAPS | Q3 | LAPS |
|-----|-------------------|----------|------|----------|------|----------|------|
| 1 | Nico Rosberg | 1:36.119 | 7 | 1:35.337 | 4 | 1:35.417 | 5 |
| 2 | Sebastian Vettel | 1:36.555 | 6 | 1:36.623 | 3 | 1:36.123 | 7 |
| 3 | Valtteri Bottas | 1:37.746 | 6 | 1:37.140 | 4 | 1:36.536 | 7 |
| 4 | Kimi Raikkonen | 1:36.976 | 5 | 1:36.741 | 4 | 1:36.663 | 8 |
| 5 | Felipe Massa | 1:37.753 | 5 | 1:37.230 | 4 | 1:37.016 | 7 |
| 6 | Daniel Ricciardo | 1:38.091 | 6 | 1:37.569 | 8 | 1:37.125 | 8 |
| 7 | Sergio Perez | 1:38.006 | 8 | 1:37.282 | 6 | 1:37.212 | 6 |
| 8 | Daniil Kvyat | 1:38.265 | 6 | 1:37.606 | 9 | 1:37.459 | 7 |
| 9 | Max Verstappen | 1:38.123 | 7 | 1:37.510 | 8 | 1:37.583 | 5 |
| 10 | Lewis Hamilton | 1:36.006 | 7 | 1:35.820 | 6 | | |
| 11 | Carlos Sainz Jr. | 1:37.784 | 7 | 1:37.652 | 7 | | |
| 12 | Jenson Button | 1:38.332 | 6 | 1:37.701 | 8 | | |
| 13 | Nico Hulkenberg | 1:38.562 | 9 | 1:37.771 | 8 | | |
| 14 | Fernando Alonso | 1:37.971 | 6 | 1:37.807 | 8 | | |
| 15 | Romain Grosjean | 1:38.383 | 9 | 1:38.055 | 7 | | |
| 16 | Esteban Gutiérrez | 1:38.678 | 10 | 1:38.115 | 8 | | |
| 17 | Kevin Magnussen | 1:38.914 | 10 | | | | |
| 18 | Jolyon Palmer | 1:39.009 | 9 | | | | |
| 19 | Felipe Nasr | 1:39.018 | 10 | | | | |
| 20 | Pascal Wehrlein | 1:39.399 | 10 | | | | |
| 21 | Rio Haryanto | 1:39.463 | 10 | | | | |
| 22 | Marcus Ericsson | 1:39.519 | 10 | | | | |

Race

| POS | DRIVER | TEAM | LAPS | TIME |
|-----|-------------------|-------------------------------|------|-------------|
| 1 | Nico Rosberg | Mercedes AMG Petronas F1 Team | 53 | 1:32:41.997 |
| 2 | Lewis Hamilton | Mercedes AMG Petronas F1 Team | 53 | 1:33:07.019 |
| 3 | Kimi Raikkonen | Scuderia Ferrari | 53 | 1:33:13.995 |
| 4 | Valtteri Bottas | Williams Martini Racing | 53 | 1:33:32.214 |
| 5 | Felipe Massa | Williams Martini Racing | 53 | 1:33:56.424 |
| 6 | Fernando Alonso | McLaren Honda | 52 | 1:32:45.103 |
| 7 | Kevin Magnussen | Renault Sport F1 Team | 52 | 1:32:53.741 |
| 8 | Romain Grosjean | Haas F1 Team | 52 | 1:32:55.693 |
| 9 | Sergio Perez | Sahara Force India F1 Team | 52 | 1:32:57.217 |
| 10 | Jenson Button | McLaren Honda | 52 | 1:33:01.179 |
| 11 | Daniel Ricciardo | Red Bull Racing | 52 | 1:33:08.842 |
| 12 | Carlos Sainz Jr. | Scuderia Toro Rosso | 52 | 1:33:18.066 |
| 13 | Jolyon Palmer | Renault Sport F1 Team | 52 | 1:33:18.112 |
| 14 | Marcus Ericsson | Sauber F1 Team | 52 | 1:33:20.077 |
| 15 | Daniil Kvyat | Red Bull Racing | 52 | 1:33:35.730 |
| 16 | Felipe Nasr | Sauber F1 Team | 52 | 1:33:42.320 |
| 17 | Esteban Gutiérrez | Haas F1 Team | 52 | 1:33:49.450 |
| 18 | Pascal Wehrlein | Manor Racing MRT | 51 | 1:33:19.352 |
| 19 | Max Verstappen | Scuderia Toro Rosso | 33 | 0:59:59.884 |
| 20 | Sebastian Vettel | Scuderia Ferrari | 0 | |
| 21 | Nico Hulkenberg | Sahara Force India F1 Team | 0 | |
| 22 | Rio Haryanto | Manor Racing MRT | 0 | |



Spain GP :

Qualifying classification

| POS | DRIVER | Q1 | LAPS | Q2 | LAPS | Q3 |
|-----|-------------------|----------|------|----------|------|----------|
| 1 | Lewis Hamilton | 1:23.214 | 4 | 1:22.159 | 3 | 1:22.000 |
| 2 | Nico Rosberg | 1:23.002 | 3 | 1:22.759 | 3 | 1:22.280 |
| 3 | Daniel Ricciardo | 1:23.749 | 3 | 1:23.585 | 6 | 1:22.680 |
| 4 | Max Verstappen | 1:23.578 | 3 | 1:23.178 | 3 | 1:23.087 |
| 5 | Kimi Raikkonen | 1:23.796 | 3 | 1:23.504 | 5 | 1:23.113 |
| 6 | Sebastian Vettel | 1:24.124 | 3 | 1:23.688 | 3 | 1:23.334 |
| 7 | Valtteri Bottas | 1:24.251 | 3 | 1:24.023 | 6 | 1:23.522 |
| 8 | Carlos Sainz Jr. | 1:24.496 | 3 | 1:24.077 | 6 | 1:23.643 |
| 9 | Sergio Perez | 1:24.698 | 6 | 1:24.003 | 6 | 1:23.782 |
| 10 | Fernando Alonso | 1:24.578 | 3 | 1:24.192 | 6 | 1:23.981 |
| 11 | Nico Hulkenberg | 1:24.463 | 7 | 1:24.203 | 6 | |
| 12 | Jenson Button | 1:24.583 | 6 | 1:24.348 | 6 | |
| 13 | Daniil Kvyat | 1:24.696 | 5 | 1:24.445 | 6 | |
| 14 | Romain Grosjean | 1:24.716 | 6 | 1:24.480 | 6 | |
| 15 | Kevin Magnussen | 1:24.669 | 6 | 1:24.625 | 6 | |
| 16 | Esteban Gutiérrez | 1:24.406 | 6 | 1:24.778 | 6 | |
| 17 | Jolyon Palmer | 1:24.903 | 6 | | | |
| 18 | Felipe Massa | 1:24.941 | 4 | | | |
| 19 | Marcus Ericsson | 1:25.202 | 8 | | | |
| 20 | Felipe Nasr | 1:25.579 | 8 | | | |
| 21 | Pascal Wehrlein | 1:25.745 | 9 | | | |
| 22 | Rio Haryanto | 1:25.939 | 9 | | | |

Race

| POS | DRIVER | TEAM | LAPS | TIME |
|-----|-------------------|-------------------------------|------|-------------|
| 1 | Max Verstappen | Red Bull Racing | 66 | 1:41:40.017 |
| 2 | Kimi Raikkonen | Scuderia Ferrari | 66 | 1:41:40.633 |
| 3 | Sebastian Vettel | Scuderia Ferrari | 66 | 1:41:45.598 |
| 4 | Daniel Ricciardo | Red Bull Racing | 66 | 1:42:23.967 |
| 5 | Valtteri Bottas | Williams Martini Racing | 66 | 1:42:25.288 |
| 6 | Carlos Sainz Jr. | Scuderia Toro Rosso | 66 | 1:42:41.412 |
| 7 | Sergio Perez | Sahara Force India F1 Team | 66 | 1:42:59.555 |
| 8 | Felipe Massa | Williams Martini Racing | 66 | 1:43:00.724 |
| 9 | Jenson Button | McLaren Honda | 65 | 1:41:42.447 |
| 10 | Daniil Kvyat | Scuderia Toro Rosso | 65 | 1:41:45.762 |
| 11 | Esteban Gutiérrez | Haas F1 Team | 65 | 1:41:53.405 |
| 12 | Marcus Ericsson | Sauber F1 Team | 65 | 1:42:21.247 |
| 13 | Jolyon Palmer | Renault Sport F1 Team | 65 | 1:42:26.844 |
| 14 | Felipe Nasr | Sauber F1 Team | 65 | 1:42:30.164 |
| 15 | Kevin Magnussen | Renault Sport F1 Team | 65 | 1:42:39.630 |
| 16 | Pascal Wehrlein | Manor Racing MRT | 65 | 1:42:54.927 |
| 17 | Rio Haryanto | Manor Racing MRT | 65 | 1:43:09.675 |
| 18 | Romain Grosjean | Haas F1 Team | 56 | 1:28:54.836 |
| 19 | Fernando Alonso | McLaren Honda | 45 | 1:11:26.464 |
| 20 | Nico Hulkenberg | Sahara Force India F1 Team | 20 | 0:32:51.102 |
| 21 | Lewis Hamilton | Mercedes AMG Petronas F1 Team | 0 | |
| 22 | Nico Rosberg | Mercedes AMG Petronas F1 Team | 0 | |



Monaco GP :

Qualifying classification

| POS | DRIVER | Q1 | LAPS | Q2 | LAPS | Q3 | LAPS |
|-----|-------------------|----------|------|----------|------|----------|------|
| 1 | Daniel Ricciardo | 1:14.912 | 5 | 1:14.357 | 8 | 1:13.622 | 8 |
| 2 | Nico Rosberg | 1:14.873 | 8 | 1:14.043 | 8 | 1:13.791 | 8 |
| 3 | Lewis Hamilton | 1:14.826 | 8 | 1:14.056 | 7 | 1:13.942 | 6 |
| 4 | Sebastian Vettel | 1:14.610 | 7 | 1:14.318 | 8 | 1:14.552 | 8 |
| 5 | Nico Hulkenberg | 1:15.333 | 11 | 1:14.989 | 7 | 1:14.726 | 7 |
| 6 | Kimi Raikkonen | 1:15.499 | 8 | 1:14.789 | 9 | 1:14.732 | 8 |
| 7 | Carlos Sainz Jr. | 1:15.467 | 6 | 1:14.805 | 9 | 1:14.749 | 8 |
| 8 | Sergio Perez | 1:15.328 | 11 | 1:14.937 | 9 | 1:14.902 | 8 |
| 9 | Daniil Kvyat | 1:15.384 | 6 | 1:14.794 | 9 | 1:15.273 | 8 |
| 10 | Fernando Alonso | 1:15.504 | 8 | 1:15.107 | 10 | 1:15.363 | 8 |
| 11 | Valtteri Bottas | 1:15.521 | 10 | 1:15.273 | 5 | | |
| 12 | Esteban Gutiérrez | 1:15.592 | 12 | 1:15.293 | 10 | | |
| 13 | Jenson Button | 1:15.554 | 5 | 1:15.352 | 10 | | |
| 14 | Felipe Massa | 1:15.710 | 13 | 1:15.385 | 6 | | |
| 15 | Romain Grosjean | 1:15.465 | 12 | 1:15.571 | 10 | | |
| 16 | Kevin Magnussen | 1:16.253 | 12 | 1:16.058 | 10 | | |
| 17 | Marcus Ericsson | 1:16.299 | 12 | | | | |
| 18 | Jolyon Palmer | 1:16.586 | 12 | | | | |
| 19 | Rio Haryanto | 1:17.295 | 12 | | | | |
| 20 | Pascal Wehrlein | 1:17.452 | 12 | | | | |
| 21 | Max Verstappen | 1:22.467 | 3 | | | | |
| 22 | Felipe Nasr | | 3 | | | | |

Race

| POS | DRIVER | TEAM | LAPS | TIME |
|-----|-------------------|-------------------------------|------|-------------|
| 1 | Lewis Hamilton | Mercedes AMG Petronas F1 Team | 78 | 1:59:29.133 |
| 2 | Daniel Ricciardo | Red Bull Racing | 78 | 1:59:36.385 |
| 3 | Sergio Perez | Sahara Force India F1 Team | 78 | 1:59:42.958 |
| 4 | Sebastian Vettel | Scuderia Ferrari | 78 | 1:59:44.979 |
| 5 | Fernando Alonso | McLaren Honda | 78 | 2:00:54.209 |
| 6 | Nico Hulkenberg | Sahara Force India F1 Team | 78 | 2:01:02.132 |
| 7 | Nico Rosberg | Mercedes AMG Petronas F1 Team | 78 | 2:01:02.423 |
| 8 | Carlos Sainz Jr. | Scuderia Toro Rosso | 77 | 1:59:30.797 |
| 9 | Jenson Button | McLaren Honda | 77 | 1:59:48.183 |
| 10 | Felipe Massa | Williams Martini Racing | 77 | 1:59:51.819 |
| 11 | Esteban Gutiérrez | Haas F1 Team | 77 | 2:00:46.520 |
| 12 | Valtteri Bottas | Williams Martini Racing | 77 | 2:00:55.595 |
| 13 | Romain Grosjean | Haas F1 Team | 76 | 2:00:47.073 |
| 14 | Pascal Wehrlein | Manor Racing MRT | 76 | 2:01:04.804 |
| 15 | Rio Haryanto | Manor Racing MRT | 74 | 1:59:41.780 |
| 16 | Marcus Ericsson | Sauber F1 Team | 51 | 1:26:41.143 |
| 17 | Felipe Nasr | Sauber F1 Team | 48 | 1:22:30.289 |
| 18 | Max Verstappen | Red Bull Racing | 34 | 0:59:42.672 |
| 19 | Kevin Magnussen | Renault Sport F1 Team | 32 | 0:59:18.315 |
| 20 | Daniil Kvyat | Scuderia Toro Rosso | 18 | 0:36:32.192 |
| 21 | Kimi Raikkonen | Scuderia Ferrari | 10 | 0:21:12.395 |
| 22 | Jolyon Palmer | Renault Sport F1 Team | 7 | 0:15:38.240 |



Canada GP

Qualifying classification

| POS | DRIVER | Q1 | LAPS | Q2 | LAPS | Q3 |
|-----|-------------------|----------|------|----------|------|----------|
| 1 | Lewis Hamilton | 1:14.121 | 7 | 1:13.076 | 6 | 1:12.812 |
| 2 | Nico Rosberg | 1:13.714 | 6 | 1:13.094 | 6 | 1:12.874 |
| 3 | Sebastian Vettel | 1:13.925 | 8 | 1:13.857 | 8 | 1:12.990 |
| 4 | Daniel Ricciardo | 1:14.030 | 6 | 1:13.540 | 6 | 1:13.166 |
| 5 | Max Verstappen | 1:14.601 | 8 | 1:13.793 | 8 | 1:13.414 |
| 6 | Kimi Raikkonen | 1:14.477 | 7 | 1:13.849 | 10 | 1:13.579 |
| 7 | Valtteri Bottas | 1:14.389 | 8 | 1:13.791 | 5 | 1:13.670 |
| 8 | Felipe Massa | 1:14.815 | 9 | 1:13.864 | 9 | 1:13.769 |
| 9 | Nico Hulkenberg | 1:14.663 | 4 | 1:14.166 | 11 | 1:13.952 |
| 10 | Fernando Alonso | 1:15.026 | 8 | 1:14.260 | 8 | 1:14.338 |
| 11 | Sergio Perez | 1:14.814 | 8 | 1:14.317 | 10 | |
| 12 | Jenson Button | 1:14.755 | 8 | 1:14.437 | 8 | |
| 13 | Daniil Kvyat | 1:14.829 | 8 | 1:14.457 | 8 | |
| 14 | Esteban Gutiérrez | 1:15.148 | 12 | 1:14.571 | 13 | |
| 15 | Romain Grosjean | 1:15.444 | 12 | 1:14.803 | 12 | |
| 16 | Carlos Sainz Jr. | 1:14.714 | 8 | 1:21.956 | 3 | |
| 17 | Jolyon Palmer | 1:15.459 | 11 | | | |
| 18 | Pascal Wehrlein | 1:15.599 | 9 | | | |
| 19 | Marcus Ericsson | 1:15.635 | 11 | | | |
| 20 | Felipe Nasr | 1:16.663 | 9 | | | |
| 21 | Rio Haryanto | 1:17.052 | 9 | | | |

Race

| POS | DRIVER | Q1 | LAPS | Q2 | LAPS | Q3 |
|-----|-------------------|----------|------|----------|------|----------|
| 1 | Lewis Hamilton | 1:14.121 | 7 | 1:13.076 | 6 | 1:12.812 |
| 2 | Nico Rosberg | 1:13.714 | 6 | 1:13.094 | 6 | 1:12.874 |
| 3 | Sebastian Vettel | 1:13.925 | 8 | 1:13.857 | 8 | 1:12.990 |
| 4 | Daniel Ricciardo | 1:14.030 | 6 | 1:13.540 | 6 | 1:13.166 |
| 5 | Max Verstappen | 1:14.601 | 8 | 1:13.793 | 8 | 1:13.414 |
| 6 | Kimi Raikkonen | 1:14.477 | 7 | 1:13.849 | 10 | 1:13.579 |
| 7 | Valtteri Bottas | 1:14.389 | 8 | 1:13.791 | 5 | 1:13.670 |
| 8 | Felipe Massa | 1:14.815 | 9 | 1:13.864 | 9 | 1:13.769 |
| 9 | Nico Hulkenberg | 1:14.663 | 4 | 1:14.166 | 11 | 1:13.952 |
| 10 | Fernando Alonso | 1:15.026 | 8 | 1:14.260 | 8 | 1:14.338 |
| 11 | Sergio Perez | 1:14.814 | 8 | 1:14.317 | 10 | |
| 12 | Jenson Button | 1:14.755 | 8 | 1:14.437 | 8 | |
| 13 | Daniil Kvyat | 1:14.829 | 8 | 1:14.457 | 8 | |
| 14 | Esteban Gutiérrez | 1:15.148 | 12 | 1:14.571 | 13 | |
| 15 | Romain Grosjean | 1:15.444 | 12 | 1:14.803 | 12 | |
| 16 | Carlos Sainz Jr. | 1:14.714 | 8 | 1:21.956 | 3 | |
| 17 | Jolyon Palmer | 1:15.459 | 11 | | | |
| 18 | Pascal Wehrlein | 1:15.599 | 9 | | | |
| 19 | Marcus Ericsson | 1:15.635 | 11 | | | |
| 20 | Felipe Nasr | 1:16.663 | 9 | | | |
| 21 | Rio Haryanto | 1:17.052 | 9 | | | |



Europe GP

Qualifying classification

| POS | DRIVER | Q1 | LAPS | Q2 | LAPS | Q3 |
|-----|-------------------|----------|------|----------|------|----------|
| 1 | Nico Rosberg | 1:43.685 | 6 | 1:42.520 | 4 | 1:42.758 |
| 2 | Sergio Perez | 1:44.462 | 6 | 1:43.939 | 7 | 1:43.515 |
| 3 | Daniel Ricciardo | 1:44.570 | 4 | 1:44.141 | 8 | 1:43.966 |
| 4 | Sebastian Vettel | 1:45.062 | 5 | 1:44.461 | 7 | 1:43.966 |
| 5 | Kimi Raikkonen | 1:44.936 | 5 | 1:44.533 | 7 | 1:44.269 |
| 6 | Felipe Massa | 1:45.494 | 6 | 1:44.696 | 5 | 1:44.483 |
| 7 | Daniil Kvyat | 1:44.694 | 10 | 1:44.687 | 8 | 1:44.717 |
| 8 | Valtteri Bottas | 1:44.706 | 6 | 1:44.477 | 6 | 1:45.246 |
| 9 | Max Verstappen | 1:44.939 | 6 | 1:44.387 | 7 | 1:45.570 |
| 10 | Lewis Hamilton | 1:44.259 | 4 | 1:43.526 | 8 | 2:01.954 |
| 11 | Romain Grosjean | 1:45.507 | 8 | 1:44.755 | 7 | |
| 12 | Nico Hulkenberg | 1:44.860 | 7 | 1:44.824 | 7 | |
| 13 | Carlos Sainz Jr. | 1:44.827 | 10 | 1:45.000 | 7 | |
| 14 | Fernando Alonso | 1:45.525 | 7 | 1:45.270 | 8 | |
| 15 | Esteban Gutiérrez | 1:45.300 | 9 | 1:45.349 | 7 | |
| 16 | Felipe Nasr | 1:45.549 | 9 | 1:46.048 | 4 | |
| 17 | Rio Haryanto | 1:45.665 | 8 | | | |
| 18 | Pascal Wehrlein | 1:45.750 | 9 | | | |
| 19 | Jenson Button | 1:45.804 | 7 | | | |
| 20 | Marcus Ericsson | 1:46.231 | 10 | | | |
| 21 | Kevin Magnussen | 1:46.348 | 9 | | | |
| 22 | Jolyon Palmer | 1:46.394 | 9 | | | |

| POS | DRIVER | TEAM | LAPS | T |
|-----|-------------------|-------------------------------|------|-------|
| 1 | Nico Rosberg | Mercedes AMG Petronas F1 Team | 51 | 1:32: |
| 2 | Sebastian Vettel | Scuderia Ferrari | 51 | 1:33: |
| 3 | Sergio Perez | Sahara Force India F1 Team | 51 | 1:33: |
| 4 | Kimi Raikkonen | Scuderia Ferrari | 51 | 1:33: |
| 5 | Lewis Hamilton | Mercedes AMG Petronas F1 Team | 51 | 1:33: |
| 6 | Valtteri Bottas | Williams Martini Racing | 51 | 1:33: |
| 7 | Daniel Ricciardo | Red Bull Racing | 51 | 1:34: |
| 8 | Max Verstappen | Red Bull Racing | 51 | 1:34: |
| 9 | Nico Hulkenberg | Sahara Force India F1 Team | 51 | 1:34: |
| 10 | Felipe Massa | Williams Martini Racing | 51 | 1:34: |
| 11 | Jenson Button | McLaren Honda | 51 | 1:34: |
| 12 | Felipe Nasr | Sauber F1 Team | 50 | 1:32: |
| 13 | Romain Grosjean | Haas F1 Team | 50 | 1:32: |
| 14 | Kevin Magnussen | Renault Sport F1 Team | 50 | 1:33: |
| 15 | Jolyon Palmer | Renault Sport F1 Team | 50 | 1:33: |
| 16 | Esteban Gutiérrez | Haas F1 Team | 50 | 1:33: |
| 17 | Marcus Ericsson | Sauber F1 Team | 50 | 1:33: |
| 18 | Rio Haryanto | Manor Racing MRT | 49 | 1:33: |
| 19 | Fernando Alonso | McLaren Honda | 42 | 1:18: |
| 20 | Pascal Wehrlein | Manor Racing MRT | 39 | 1:13: |
| 21 | Carlos Sainz Jr. | Scuderia Toro Rosso | 31 | 0:58: |
| 22 | Daniil Kvyat | Scuderia Toro Rosso | 6 | 0:12: |



Austria GP

Qualifying classification

| POS | DRIVER | Q1 | LAPS | Q2 | LAPS | Q3 |
|-----|-------------------|----------|------|----------|------|----------|
| 1 | Lewis Hamilton | 1:06.947 | 6 | 1:06.228 | 5 | 1:07.922 |
| 2 | Nico Rosberg | 1:06.516 | 6 | 1:06.403 | 4 | 1:08.465 |
| 3 | Nico Hulkenberg | 1:07.385 | 9 | 1:07.257 | 6 | 1:09.285 |
| 4 | Sebastian Vettel | 1:06.761 | 5 | 1:06.602 | 3 | 1:09.781 |
| 5 | Jenson Button | 1:07.653 | 7 | 1:07.572 | 5 | 1:09.900 |
| 6 | Kimi Raikkonen | 1:07.240 | 5 | 1:06.940 | 6 | 1:09.901 |
| 7 | Daniel Ricciardo | 1:07.500 | 5 | 1:06.840 | 6 | 1:09.980 |
| 8 | Valtteri Bottas | 1:07.148 | 3 | 1:06.911 | 6 | 1:10.440 |
| 9 | Max Verstappen | 1:07.131 | 3 | 1:06.866 | 6 | 1:11.153 |
| 10 | Felipe Massa | 1:07.419 | 5 | 1:07.145 | 7 | 1:11.977 |
| 11 | Esteban Gutiérrez | 1:07.660 | 11 | 1:07.578 | 7 | |
| 12 | Pascal Wehrlein | 1:07.565 | 10 | 1:07.700 | 7 | |
| 13 | Romain Grosjean | 1:07.662 | 12 | 1:07.850 | 7 | |
| 14 | Fernando Alonso | 1:07.671 | 7 | 1:08.154 | 5 | |
| 15 | Carlos Sainz Jr. | 1:07.618 | 10 | | | |
| 16 | Sergio Perez | 1:07.657 | 5 | | | |
| 17 | Kevin Magnussen | 1:07.941 | 10 | | | |
| 18 | Jolyon Palmer | 1:07.965 | 9 | | | |
| 19 | Rio Haryanto | 1:08.026 | 11 | | | |
| 20 | Daniil Kvyat | 1:08.409 | 8 | | | |
| 21 | Marcus Ericsson | 1:08.418 | 12 | | | |
| 22 | Felipe Nasr | 1:08.446 | 13 | | | |

| POS | DRIVER | TEAM | LAPS | T |
|-----|-------------------|-------------------------------|------|-------|
| 1 | Lewis Hamilton | Mercedes AMG Petronas F1 Team | 71 | 1:27: |
| 2 | Max Verstappen | Red Bull Racing | 71 | 1:27: |
| 3 | Kimi Raikkonen | Scuderia Ferrari | 71 | 1:27: |
| 4 | Nico Rosberg | Mercedes AMG Petronas F1 Team | 71 | 1:28: |
| 5 | Daniel Ricciardo | Red Bull Racing | 71 | 1:28: |
| 6 | Jenson Button | McLaren Honda | 71 | 1:28: |
| 7 | Romain Grosjean | Haas F1 Team | 71 | 1:28: |
| 8 | Carlos Sainz Jr. | Scuderia Toro Rosso | 71 | 1:28: |
| 9 | Valtteri Bottas | Williams Martini Racing | 70 | 1:27: |
| 10 | Pascal Wehrlein | Manor Racing MRT | 70 | 1:27: |
| 11 | Esteban Gutiérrez | Haas F1 Team | 70 | 1:27: |
| 12 | Jolyon Palmer | Renault Sport F1 Team | 70 | 1:27: |
| 13 | Felipe Nasr | Sauber F1 Team | 70 | 1:27: |
| 14 | Kevin Magnussen | Renault Sport F1 Team | 70 | 1:28: |
| 15 | Marcus Ericsson | Sauber F1 Team | 70 | 1:28: |
| 16 | Rio Haryanto | Manor Racing MRT | 70 | 1:28: |
| 17 | Sergio Perez | Sahara Force India F1 Team | 69 | 1:26: |
| 18 | Fernando Alonso | McLaren Honda | 64 | 1:20: |
| 19 | Nico Hulkenberg | Sahara Force India F1 Team | 64 | 1:21: |
| 20 | Felipe Massa | Williams Martini Racing | 63 | 1:19: |
| 21 | Sebastian Vettel | Scuderia Ferrari | 26 | 0:31: |
| 22 | Daniil Kvyat | Scuderia Toro Rosso | 2 | 0:02: |



British GP Qualifying classification

| POS | DRIVER | Q1 | LAPS | Q2 | LAPS | Q3 |
|-----|-------------------|----------|------|----------|------|----------|
| 1 | Lewis Hamilton | 1:30.739 | 5 | 1:29.243 | 3 | 1:29.287 |
| 2 | Nico Rosberg | 1:30.724 | 5 | 1:29.970 | 3 | 1:29.606 |
| 3 | Max Verstappen | 1:31.305 | 3 | 1:30.697 | 3 | 1:30.313 |
| 4 | Daniel Ricciardo | 1:31.684 | 3 | 1:31.319 | 3 | 1:30.618 |
| 5 | Kimi Raikkonen | 1:31.326 | 3 | 1:31.385 | 6 | 1:30.881 |
| 6 | Sebastian Vettel | 1:31.606 | 5 | 1:30.711 | 6 | 1:31.490 |
| 7 | Valtteri Bottas | 1:31.913 | 3 | 1:31.478 | 3 | 1:31.557 |
| 8 | Carlos Sainz Jr. | 1:32.115 | 3 | 1:31.708 | 6 | 1:31.989 |
| 9 | Nico Hulkenberg | 1:32.349 | 4 | 1:31.770 | 8 | 1:32.172 |
| 10 | Fernando Alonso | 1:32.281 | 3 | 1:31.740 | 6 | 1:32.343 |
| 11 | Sergio Perez | 1:32.336 | 4 | 1:31.875 | 8 | |
| 12 | Felipe Massa | 1:32.146 | 4 | 1:32.002 | 6 | |
| 13 | Romain Grosjean | 1:32.283 | 8 | 1:32.050 | 6 | |
| 14 | Esteban Gutiérrez | 1:32.237 | 8 | 1:32.241 | 6 | |
| 15 | Daniil Kvyat | 1:32.553 | 6 | 1:32.306 | 6 | |
| 16 | Kevin Magnussen | 1:32.729 | 9 | 1:37.060 | 3 | |
| 17 | Jenson Button | 1:32.788 | 3 | | | |
| 18 | Jolyon Palmer | 1:32.905 | 9 | | | |
| 19 | Rio Haryanto | 1:33.098 | 9 | | | |
| 20 | Pascal Wehrlein | 1:33.151 | 9 | | | |
| 21 | Felipe Nasr | 1:33.544 | 8 | | | |

Race classification

| POS | DRIVER | TEAM | LAPS | TIME |
|-----|-------------------|-------------------------------|------|-------------|
| 1 | Lewis Hamilton | Mercedes AMG Petronas F1 Team | 52 | 1:34:55.831 |
| 2 | Max Verstappen | Red Bull Racing | 52 | 1:35:04.081 |
| 3 | Nico Rosberg | Mercedes AMG Petronas F1 Team | 52 | 1:35:12.742 |
| 4 | Daniel Ricciardo | Red Bull Racing | 52 | 1:35:22.042 |
| 5 | Kimi Raikkonen | Scuderia Ferrari | 52 | 1:36:05.574 |
| 6 | Sergio Perez | Sahara Force India F1 Team | 52 | 1:36:12.772 |
| 7 | Nico Hulkenberg | Sahara Force India F1 Team | 52 | 1:36:13.543 |
| 8 | Carlos Sainz Jr. | Scuderia Toro Rosso | 52 | 1:36:21.689 |
| 9 | Sebastian Vettel | Scuderia Ferrari | 52 | 1:36:27.485 |
| 10 | Daniil Kvyat | Scuderia Toro Rosso | 52 | 1:36:28.431 |
| 11 | Felipe Massa | Williams Martini Racing | 51 | 1:34:56.720 |
| 12 | Jenson Button | McLaren Honda | 51 | 1:35:00.896 |
| 13 | Fernando Alonso | McLaren Honda | 51 | 1:35:14.793 |
| 14 | Valtteri Bottas | Williams Martini Racing | 51 | 1:35:31.475 |
| 15 | Felipe Nasr | Sauber F1 Team | 51 | 1:35:40.226 |
| 16 | Esteban Gutiérrez | Haas F1 Team | 51 | 1:35:50.697 |
| 17 | Kevin Magnussen | Renault Sport F1 Team | 49 | 1:32:58.044 |
| 18 | Jolyon Palmer | Renault Sport F1 Team | 37 | 1:14:31.101 |
| 19 | Rio Haryanto | Manor Racing MRT | 24 | 0:51:39.574 |
| 20 | Romain Grosjean | Haas F1 Team | 17 | 0:38:52.303 |
| 21 | Marcus Ericsson | Sauber F1 Team | 11 | 0:29:23.594 |
| 22 | Pascal Wehrlein | Manor Racing MRT | 6 | 0:16:56.467 |



Hungaria GP

Qualifying classification

| POS | DRIVER | Q1 | LAPS | Q2 | LAPS |
|-----|-------------------|----------|------|----------|------|
| 1 | Nico Rosberg | 1:33.302 | 11 | 1:22.806 | 10 |
| 2 | Lewis Hamilton | 1:34.210 | 11 | 1:24.836 | 10 |
| 3 | Daniel Ricciardo | 1:39.968 | 10 | 1:23.234 | 10 |
| 4 | Max Verstappen | 1:40.424 | 10 | 1:22.660 | 10 |
| 5 | Sebastian Vettel | 1:35.718 | 10 | 1:24.082 | 9 |
| 6 | Carlos Sainz Jr. | 1:36.115 | 10 | 1:24.734 | 10 |
| 7 | Fernando Alonso | 1:35.165 | 10 | 1:23.816 | 10 |
| 8 | Jenson Button | 1:37.983 | 8 | 1:24.456 | 10 |
| 9 | Nico Hulkenberg | 1:41.471 | 8 | 1:23.901 | 10 |
| 10 | Valtteri Bottas | 1:42.758 | 10 | 1:24.506 | 10 |
| 11 | Romain Grosjean | 1:35.906 | 9 | 1:24.941 | 9 |
| 12 | Daniil Kvyat | 1:36.714 | 11 | 1:25.301 | 10 |
| 13 | Sergio Perez | 1:41.411 | 6 | 1:25.416 | 10 |
| 14 | Kimi Raikkonen | 1:36.853 | 11 | 1:25.435 | 9 |
| 15 | Esteban Gutiérrez | 1:38.959 | 9 | 1:26.189 | 9 |
| 16 | Felipe Nasr | 1:37.772 | 11 | 1:27.063 | 10 |
| 17 | Jolyon Palmer | 1:43.965 | 9 | | |
| 18 | Felipe Massa | 1:43.999 | 7 | | |
| 19 | Kevin Magnussen | 1:44.543 | 9 | | |
| 20 | Marcus Ericsson | 1:46.984 | 5 | | |
| 21 | Pascal Wehrlein | 1:47.343 | 9 | | |
| 22 | Rio Haryanto | 1:50.189 | 9 | | |

Race classification

| POS | DRIVER | TEAM | LAPS | T |
|-----|-------------------|-------------------------------|------|-------|
| 1 | Lewis Hamilton | Mercedes AMG Petronas F1 Team | 70 | 1:40: |
| 2 | Nico Rosberg | Mercedes AMG Petronas F1 Team | 70 | 1:40: |
| 3 | Daniel Ricciardo | Red Bull Racing | 70 | 1:40: |
| 4 | Sebastian Vettel | Scuderia Ferrari | 70 | 1:40: |
| 5 | Max Verstappen | Red Bull Racing | 70 | 1:41: |
| 6 | Kimi Raikkonen | Scuderia Ferrari | 70 | 1:41: |
| 7 | Fernando Alonso | McLaren Honda | 69 | 1:40: |
| 8 | Carlos Sainz Jr. | Scuderia Toro Rosso | 69 | 1:40: |
| 9 | Valtteri Bottas | Williams Martini Racing | 69 | 1:40: |
| 10 | Nico Hulkenberg | Sahara Force India F1 Team | 69 | 1:40: |
| 11 | Sergio Perez | Sahara Force India F1 Team | 69 | 1:41: |
| 12 | Jolyon Palmer | Renault Sport F1 Team | 69 | 1:41: |
| 13 | Esteban Gutiérrez | Haas F1 Team | 69 | 1:41: |
| 14 | Romain Grosjean | Haas F1 Team | 69 | 1:41: |
| 15 | Kevin Magnussen | Renault Sport F1 Team | 69 | 1:41: |
| 16 | Daniil Kvyat | Scuderia Toro Rosso | 69 | 1:41: |
| 17 | Felipe Nasr | Sauber F1 Team | 69 | 1:41: |
| 18 | Felipe Massa | Williams Martini Racing | 68 | 1:40: |
| 19 | Pascal Wehrlein | Manor Racing MRT | 68 | 1:41: |
| 20 | Marcus Ericsson | Sauber F1 Team | 68 | 1:41: |
| 21 | Rio Haryanto | Manor Racing MRT | 68 | 1:41: |
| 22 | Jenson Button | McLaren Honda | 60 | 1:29: |



German GP

Qualifying classification

| POS | DRIVER | Q1 | LAPS | Q2 | LAPS |
|-----|-------------------|----------|------|----------|------|
| 1 | Nico Rosberg | 1:15.485 | 3 | 1:14.839 | 3 |
| 2 | Lewis Hamilton | 1:15.243 | 3 | 1:14.748 | 3 |
| 3 | Daniel Ricciardo | 1:15.591 | 3 | 1:15.545 | 5 |
| 4 | Max Verstappen | 1:15.875 | 3 | 1:15.124 | 3 |
| 5 | Kimi Raikkonen | 1:15.752 | 3 | 1:15.242 | 3 |
| 6 | Sebastian Vettel | 1:15.927 | 3 | 1:15.630 | 5 |
| 7 | Nico Hulkenberg | 1:16.301 | 3 | 1:15.623 | 6 |
| 8 | Valtteri Bottas | 1:15.952 | 3 | 1:15.490 | 6 |
| 9 | Sergio Perez | 1:16.169 | 4 | 1:15.500 | 6 |
| 10 | Felipe Massa | 1:16.503 | 4 | 1:15.699 | 6 |
| 11 | Esteban Gutiérrez | 1:15.987 | 8 | 1:15.883 | 6 |
| 12 | Jenson Button | 1:16.172 | 8 | 1:15.909 | 6 |
| 13 | Carlos Sainz Jr. | 1:16.317 | 6 | 1:15.989 | 6 |
| 14 | Fernando Alonso | 1:16.338 | 5 | 1:16.041 | 6 |
| 15 | Romain Grosjean | 1:16.328 | 8 | 1:16.086 | 6 |
| 16 | Jolyon Palmer | 1:16.636 | 8 | 1:16.665 | 6 |
| 17 | Kevin Magnussen | 1:16.716 | 8 | | |
| 18 | Pascal Wehrlein | 1:16.717 | 10 | | |
| 19 | Daniil Kvyat | 1:16.876 | 6 | | |
| 20 | Rio Haryanto | 1:16.977 | 9 | | |
| 21 | Felipe Nasr | 1:17.123 | 6 | | |
| 22 | Marcus Ericsson | 1:17.238 | 6 | | |

Race Classification

| POS | DRIVER | TEAM | LAPS | T |
|-----|-------------------|-------------------------------|------|-------|
| 1 | Lewis Hamilton | Mercedes AMG Petronas F1 Team | 67 | 1:30: |
| 2 | Daniel Ricciardo | Red Bull Racing | 67 | 1:30: |
| 3 | Max Verstappen | Red Bull Racing | 67 | 1:30: |
| 4 | Nico Rosberg | Mercedes AMG Petronas F1 Team | 67 | 1:31: |
| 5 | Sebastian Vettel | Scuderia Ferrari | 67 | 1:31: |
| 6 | Kimi Raikkonen | Scuderia Ferrari | 67 | 1:31: |
| 7 | Nico Hulkenberg | Sahara Force India F1 Team | 67 | 1:31: |
| 8 | Jenson Button | McLaren Honda | 66 | 1:30: |
| 9 | Valtteri Bottas | Williams Martini Racing | 66 | 1:30: |
| 10 | Sergio Perez | Sahara Force India F1 Team | 66 | 1:30: |
| 11 | Esteban Gutiérrez | Haas F1 Team | 66 | 1:31: |
| 12 | Fernando Alonso | McLaren Honda | 66 | 1:31: |
| 13 | Romain Grosjean | Haas F1 Team | 66 | 1:31: |
| 14 | Carlos Sainz Jr. | Scuderia Toro Rosso | 66 | 1:31: |
| 15 | Daniil Kvyat | Scuderia Toro Rosso | 66 | 1:31: |
| 16 | Kevin Magnussen | Renault Sport F1 Team | 66 | 1:31: |
| 17 | Pascal Wehrlein | Manor Racing MRT | 65 | 1:30: |
| 18 | Marcus Ericsson | Sauber F1 Team | 65 | 1:30: |
| 19 | Jolyon Palmer | Renault Sport F1 Team | 65 | 1:31: |
| 20 | Rio Haryanto | Manor Racing MRT | 65 | 1:31: |
| 21 | Felipe Nasr | Sauber F1 Team | 57 | 1:20: |
| 22 | Felipe Massa | Williams Martini Racing | 36 | 0:50: |



World championship : drivers

| POS | DRIVERS | AUS | BHR | CHN | RUS | ESP | MCO | CAN | AZE | AUT | GBR | HUN | DEU | PTS |
|-----|-------------------|-----|-----|-----|-----|-----|-----|-----|-----|-----|-----|-----|-----|--------------------|
| 1 | Lewis Hamilton | 18 | 15 | 6 | 18 | 0 | 25 | 25 | 10 | 25 | 25 | 25 | 25 | 217 ^{pts} |
| 2 | Nico Rosberg | 25 | 25 | 25 | 25 | 0 | 6 | 10 | 25 | 12 | 15 | 18 | 12 | 198 ^{pts} |
| 3 | Daniel Ricciardo | 12 | 12 | 12 | 0 | 12 | 18 | 6 | 6 | 10 | 12 | 15 | 18 | 133 ^{pts} |
| 4 | Kimi Raikkonen | 0 | 18 | 10 | 15 | 18 | 0 | 8 | 12 | 15 | 10 | 8 | 8 | 122 ^{pts} |
| 5 | Sebastian Vettel | 15 | 0 | 18 | 0 | 15 | 12 | 18 | 18 | 0 | 2 | 12 | 10 | 120 ^{pts} |
| 6 | Max Verstappen | 1 | 8 | 4 | 0 | 25 | 0 | 12 | 4 | 18 | 18 | 10 | 15 | 115 ^{pts} |
| 7 | Valtteri Bottas | 4 | 2 | 1 | 12 | 10 | 0 | 15 | 8 | 2 | 0 | 2 | 2 | 58 ^{pts} |
| 8 | Sergio Perez | 0 | 0 | 0 | 2 | 6 | 15 | 1 | 15 | 0 | 8 | 0 | 1 | 48 ^{pts} |
| 9 | Felipe Massa | 10 | 4 | 8 | 10 | 4 | 1 | 0 | 1 | 0 | 0 | 0 | 0 | 38 ^{pts} |
| 10 | Nico Hulkenberg | 6 | 0 | 0 | 0 | 0 | 8 | 4 | 2 | 0 | 6 | 1 | 6 | 33 ^{pts} |
| 11 | Carlos Sainz Jr. | 2 | 0 | 2 | 0 | 8 | 4 | 2 | 0 | 4 | 4 | 4 | 0 | 30 ^{pts} |
| 12 | Romain Grosjean | 8 | 10 | 0 | 4 | 0 | 0 | 0 | 0 | 6 | 0 | 0 | 0 | 28 ^{pts} |
| 13 | Fernando Alonso | 0 | 0 | 0 | 8 | 0 | 10 | 0 | 0 | 0 | 0 | 6 | 0 | 24 ^{pts} |
| 14 | Daniil Kvyat | 0 | 6 | 15 | 0 | 1 | 0 | 0 | 0 | 0 | 1 | 0 | 0 | 23 ^{pts} |
| 15 | Jenson Button | 0 | 0 | 0 | 1 | 2 | 2 | 0 | 0 | 8 | 0 | 0 | 4 | 17 ^{pts} |
| 16 | Kevin Magnussen | 0 | 0 | 0 | 6 | 0 | 0 | 0 | 0 | 0 | 0 | 0 | 0 | 6 ^{pts} |
| 17 | Pascal Wehrlein | 0 | 0 | 0 | 0 | 0 | 0 | 0 | 0 | 1 | 0 | 0 | 0 | 1 ^{pts} |
| 18 | Stoffel Vandoorne | 0 | 1 | 0 | 0 | 0 | 0 | 0 | 0 | 0 | 0 | 0 | 0 | 1 ^{pts} |
| 19 | Esteban Gutiérrez | 0 | 0 | 0 | 0 | 0 | 0 | 0 | 0 | 0 | 0 | 0 | 0 | 0 ^{pts} |
| 20 | Jolyon Palmer | 0 | 0 | 0 | 0 | 0 | 0 | 0 | 0 | 0 | 0 | 0 | 0 | 0 ^{pts} |
| 21 | Marcus Ericsson | 0 | 0 | 0 | 0 | 0 | 0 | 0 | 0 | 0 | 0 | 0 | 0 | 0 ^{pts} |
| 22 | Felipe Nasr | 0 | 0 | 0 | 0 | 0 | 0 | 0 | 0 | 0 | 0 | 0 | 0 | 0 ^{pts} |
| 23 | Rio Haryanto | 0 | 0 | 0 | 0 | 0 | 0 | 0 | 0 | 0 | 0 | 0 | 0 | 0 ^{pts} |



World championship : constructors

| POS | TEAMS | AUS | BHR | CHN | RUS | ESP | MCO | CAN | AZE | AUT | GBR | HUN | DEU | PTS |
|-----|-------------------------------|-----|-----|-----|-----|-----|-----|-----|-----|-----|-----|-----|-----|--------------------|
| 1 | Mercedes AMG Petronas F1 Team | 43 | 40 | 31 | 43 | 0 | 31 | 35 | 35 | 37 | 40 | 43 | 37 | 415 ^{pts} |
| 2 | Red Bull Racing | 1 | 1 | 1 | 1 | DNF | 1 | 1 | 1 | 1 | 1 | 1 | 1 | 256 ^{pts} |
| 3 | Scuderia Ferrari | 2 | 3 | 7 | 2 | DNF | 7 | 5 | 5 | 4 | 3 | 2 | 2 | 242 ^{pts} |
| 4 | Williams Martini Racing | 12 | 18 | 27 | 0 | 37 | 18 | 18 | 10 | 28 | 30 | 25 | 33 | 96 ^{pts} |
| 5 | Sahara Force India F1 Team | 4 | 4 | 3 | 11 | 1 | 2 | 4 | 7 | 2 | 2 | 3 | 2 | 81 ^{pts} |
| 6 | Scuderia Toro Rosso | DNS | 7 | 4 | 15 | 4 | DNF | 7 | 8 | 5 | 4 | 5 | 3 | 45 ^{pts} |
| 7 | McLaren Honda | 15 | 18 | 28 | 15 | 33 | 12 | 26 | 30 | 15 | 12 | 20 | 18 | 42 ^{pts} |
| 8 | Haas F1 Team | 3 | 2 | 2 | 3 | 2 | 4 | 2 | 2 | 3 | 5 | 4 | 5 | 28 ^{pts} |
| 9 | Renault Sport F1 Team | DNF | DNS | 5 | DNF | 3 | DNF | 6 | 4 | DNF | 9 | 6 | 6 | 6 ^{pts} |
| 10 | Manor Racing MRT | 14 | 6 | 9 | 22 | 14 | 1 | 15 | 9 | 2 | 0 | 2 | 2 | 1 ^{pts} |
| 11 | Sauber F1 Team | 5 | 8 | 6 | 4 | 5 | 10 | 3 | 6 | 9 | 11 | 9 | 9 | 0 ^{pts} |
| | | 8 | 9 | 10 | 5 | 8 | 12 | DNF | 10 | DNF | 14 | 18 | DNF | |
| | | 6 | 0 | 0 | 2 | 6 | 23 | 5 | 17 | 0 | 14 | 1 | 7 | |
| | | 9 | 15 | 15 | 9 | DNF | 3 | 8 | 3 | DNF | 6 | 10 | 10 | |
| | | 10 | 16 | 6 | 0 | 9 | 6 | 10 | 9 | DNF | 7 | 11 | 7 | |
| | | 0 | 8 | 8 | 0 | 4 | 4 | 2 | 0 | 4 | 5 | 4 | 0 | |
| | | 14 | 6 | 8 | 12 | 6 | 8 | 9 | DNF | DNF | 8 | 8 | 14 | |
| | | DNF | DNF | 9 | DNF | 10 | DNF | 12 | DNF | DNF | 10 | 16 | 15 | |
| | | 8 | 1 | 0 | 9 | 2 | 12 | 0 | 0 | 8 | 0 | 6 | 4 | |
| | | 6 | 10 | 12 | 6 | 9 | 5 | 11 | 11 | 6 | 12 | 7 | 8 | |
| | | DNF | DNF | 13 | 10 | DNF | 9 | DNF | DNF | DNF | 13 | DNF | 12 | |
| | | 8 | 10 | 0 | 4 | 0 | 0 | 0 | 0 | 6 | 0 | 0 | 0 | |
| | | 6 | 5 | 14 | 8 | 11 | 11 | 13 | 13 | 7 | 16 | 13 | 11 | |
| | | DNF | DNF | 19 | 17 | DNF | 13 | 14 | 16 | 11 | DNF | 14 | 13 | |
| | | 0 | 0 | 0 | 6 | 0 | 0 | 0 | 0 | 0 | 0 | 0 | 0 | |
| | | 11 | 11 | 17 | 7 | 13 | DNF | 16 | 14 | 12 | DNF | 12 | 16 | |
| | | 12 | DNS | 22 | 13 | 15 | DNF | DNF | 15 | 14 | DNF | 15 | 19 | |
| | | 0 | 0 | 0 | 0 | 0 | 0 | 0 | 0 | 1 | 0 | 0 | 0 | |
| | | 16 | 13 | 18 | 18 | 16 | 14 | 17 | 18 | 10 | DNF | 19 | 17 | |
| | | DNF | 17 | 21 | DNF | 17 | 15 | 19 | DNF | 16 | DNF | 21 | 20 | |
| | | 0 | 0 | 0 | 0 | 0 | 0 | 0 | 0 | 0 | 0 | 0 | 0 | |
| | | 15 | 12 | 16 | 14 | 12 | DNF | 15 | 12 | 13 | 15 | 17 | 18 | |
| | | DNF | 14 | 20 | 16 | 14 | DNF | 18 | 17 | 15 | DNF | 20 | DNF | |



2016
FORMULA 1

BELGIAN GRAND PRIX
SPA-FRANCORCHAMPS
26-27-28 AUGUST

