



# FORMULA 1

GROSSER PREIS VON ÖSTERREICH 2016  
SPIELBERG  
01-02-03 JULY

**formulaone**<sup>TM</sup>media

OFFICIAL MEDIA KIT

## CONTENTS

### I. RED BULL RING

- 3 Milestones: Österreichring – A1 Ring – Red Bull Ring
- 4 History of the Red Bull Ring
- 6 Red Bull Ring – Circuit in Detail
- 7 Red Bull Ring – Circuit Map

### II. MEDIA SERVICE

- 8 Timetable
- 10 Media Accreditation Centre – Opening Hours
- 10 Media Accreditation Centre – Location
- 11 Media Centre – Opening Hours
- 11 Media Centre – Location
- 12 Photo Shuttle Service
- 12 Press Conferences

### III. FIA FORMULA 1 WORLD CHAMPIONSHIP 2016

- 13 Calendar
- 14 Australian Grand Prix – Results
- 16 Bahrain Grand Prix – Results
- 18 Chinese Grand Prix – Results
- 20 Russian Grand Prix – Results
- 22 Spanish Grand Prix – Results
- 24 Monaco Grand Prix – Results
- 26 Canadian Grand Prix – Results
- 28 Grand Prix of Europe – Results
- 30 Austrian Grand Prix
- 31 British Grand Prix
- 32 Hungarian Grand Prix
- 33 German Grand Prix
- 34 Belgian Grand Prix
- 35 Italian Grand Prix
- 36 Singapore Grand Prix
- 37 Malaysian Grand Prix
- 38 Japanese Grand Prix
- 39 American Grand Prix
- 40 Mexican Grand Prix
- 41 Brazilian Grand Prix
- 42 Abu Dhabi Grand Prix

43 Drivers' World Championship 2016 Intermediate Ranking

43 Constructors' World Championship 2016 Intermediate Ranking

### IV. TEAMS AND DRIVERS 2016

- 44 List of Drivers
- 45 Overview of Driver Stats
- 46 Mercedes AMG Petronas F1 Team
- 46 Scuderia Ferrari
- 47 Red Bull Racing
- 47 Williams Martini Racing
- 48 Scuderia Toro Rosso
- 48 Sahara Force India F1 Team
- 49 McLaren Honda Formula 1 Team
- 49 Sauber F1 Team
- 50 Renault Sport Formula 1 Team
- 50 Manor Racing MRT
- 51 Haas F1 Team

### V. FIA FORMULA 1 WORLD CHAMPIONSHIP 2015


- 51 Drivers' World Championship 2015
- 52 Race Winners 2015
- 53 Constructors' World Championship 2015

## MILESTONES: ÖSTERREICHRING – A1 RING – RED BULL RING



**1969** Österreichring opens

**1970** Jochen Rindt is the idol of the masses. More than 100,000 people cheer him on at his home Grand Prix, which he drops out of after 22 laps. Jochen Rindt dies a few weeks later in Monza.



**1984** Niki Lauda wins his home Grand Prix

**1996** A1 Ring opens

**1997** Formula 1 returns to the new A1 Ring. Gerhard Berger competes in his last race.

**2003** Michael Schumacher wins his last Formula 1 Grand Prix at the A1 Ring.

**2011** The Red Bull Ring opens its gates on 15 May 2011, offering a new home for motor sports enthusiasts from Austria and beyond.



**2014** Formula 1 returns to Spielberg. Tens of thousands of fans look forward to a motor sports spectacle par excellence, as well as an unusual supporting programme.

## HISTORY OF THE RED BULL RING

FIVE DECADES FULL OF MOTORSPORT

**At the Red Bull Ring, one can breathe decades of motor racing history that have left their mark on the race track. Spectacular Formula 1 races took place there from 1963 to 2003, initially on the airfield at Zeltweg, and later on the current grounds of the Red Bull Ring. Jochen Rindt and Niki Lauda, Alain Prost and Michael Schumacher – they all lapped the legendary circuit over the years. Now, the Red Bull Ring is about to take Spielberg to a new era of motor racing. History started to be made there again in April 2011.**

The race held in 1963 on the military airstrip at Zeltweg was given the title 'First Grand Prix of Austria', but did not yet have world championship status. In the 1960s, Formula 1 was still a relatively low-budget affair so, after the convivial experience in the Steiermark region, a lot of love and persuasion was used to pull off an F1 World Championship race there in 1964. The cost of getting a car onto the starting grid back then was the equivalent of around €100,000 now, a fee which has since multiplied by around three hundred. The race was not bad – aside from the exit of top stars like Jim Clark, Graham Hill, Dan Gurney and John Surtees. Their more delicate vehicles fell victim to the surface of the airstrip, and for such a bumpy track there could be no future in Formula 1. So that was that. There were proud memories, but then, with the emergence of Jochen Rindt, motor racing acquired a new status in Austria; and at the same time, politicians were trying to find ways of promoting a structurally weak region.

*"This track offers a fantastic symbiosis of architecture and landscape. I know of no other course anywhere in the world which is set so magnificently within an attractive area. The new tracks tend to be sterile and derive their impact from monumental structures which have nothing to do with racing as such. Here, the ups and downs amid the landscape offer something more personal in nature. To me, it is if the track has some kind of connection with its whole surroundings."*

**Dr. Helmut Marko, winner of the very first race (1969) at the Österreichring on a Chevrolet Camaro. It was the first support race of the opening event. Marko also won the second heat (Formula V), and we find a 20-year-old Niki Lauda in eighth position on that race's list.**

That is how the Österreichring came to be built not far from the Zeltweg airfield, in the municipality of Spielberg. It was opened in 1969, and 1970 saw its first Formula 1 World Championship race, while the sport was still within reasonable financial bounds. What was really exciting about that period was the contest to build Europe's fastest racetrack, faster than the Hockenheimring (which still had its long forest sections) and Spa-Francorchamps. A backdrop of a hundred thousand spectators was also quite remarkable, but what was even more exciting was, of course, the fact that world championship-leading Austrian Jochen Rindt entered the race, although he had to drop out because of a defect. It was his last world championship race; Jochen Rindt died three weeks later during a practice session for the Grand Prix at Monza. No-one could have imagined it at the time but Rindt was actually to be followed by some sort of successor and new heroes tackled the Ring which was, despite being one of the fastest, also one of the safest race tracks of its age. But it took much of his career for Niki Lauda to actually win a world championship race there, having made his debut at the Österreichring 15 years earlier; an Austrian victory finally came in 1984 and was crucial for his third world championship title.



*"I think it's brilliant that Austria once again has a world-class race track alongside everything else that is so special about the region – it's nothing short of a tradition now. To me, the first hanging left-hand corner in the twisty downhill section is one of the most challenging bends in the entire calendar. It used to be called the Lauda Corner. Not a bad name, don't you think?"*

**Niki Lauda came eighth in the Formula V race on the Österreichring's opening day in 1969, and in 1984 became the first and only Austrian to win an Austrian Grand Prix, for McLaren-TAG-Turbo.**

The Ring was much more than just a Formula 1 showplace. Countless races involving touring cars and lower racing formulas provided young talents with early opportunities. A 19-year-old Gerhard Berger raced around a track for the very first time there (in a 1600 cc Escort), and over the years that followed earned himself a kind of local citizenship. "Just thinking about arriving there with the Alfasud behind me on the trailer makes my heart beat faster. I felt at home there, and I used to really let rip, whether in the Alfasud or in Formula Ford." A milestone in the new Formula 1 era was the extraordinary average speed of 248 km/h achieved by Nelson Piquet in a practice lap in 1984 aboard a Brabham with the famous BMW turbo engine. Gerhard Berger arrived at Formula 1 just in time to experience the high-point of the turbo craze. His Benetton-BMW is reputed to have put out 1,300 horsepower in practice in 1986. It had almost too much power for its own good.



*"The turbo years were the wildest time in Formula 1. And the Ring was tailor-made for a gut-feeling driver like me, and simply the best racing track in the world – ideal for my senses, so that I could experience and push the limit. When it came to corner-sequence, extreme speed and undulations, no other track could offer such an exciting mix – it was motor racing in its purest form."*

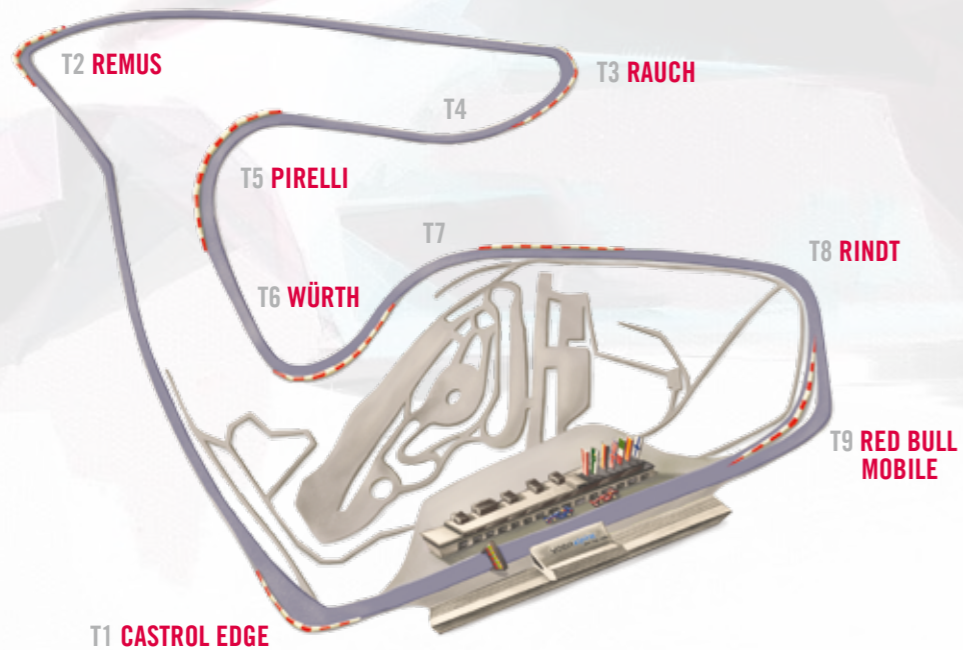
**Gerhard Berger participated in his very first race on the Österreichring (1978, Ford Escort), and dropped out in the lead at the F1 race in 1986 (at the high-point of the turbo era, in a Benetton-BMW with more than 1000 horsepower).**

As the turbo era was superseded by a new engine formula, the politics of Formula 1 marketing also changed; things became more aggressive, people wanted to see more money, and special arrangements were sought in state and regional politics. Amid those circumstances, two truly messy and dramatic pile-ups in the first lap of the 1987 Grand Prix provided a good excuse to rearrange the Formula 1 calendar and cross Austria off the list. When a fresh start was made after a ten year hiatus, both sides had gone to some lengths to accommodate each other, but the undisputed benefit was the existence of a 'safe', 'modern' track which, while continuing to make use of the geography of the Aichfeld area and the track's situation in a river basin, now satisfied the sport's new sense of proportion, and even set new trends in it. Of course, losing the long top-speed straight in the west was a shame but the new, shorter version of the track made up for this loss by accentuating the site's arena-like effect. There were seven Grand Prix races from that point onwards, some of which were fabulous, some of which patchy (team orders), until gradually, the underlying conditions behind the broader global Formula 1 vision changed, as did the political environment in Austria itself. The last Formula 1 race in 2003 was followed by a period of uncertainty as to the future of the Ring. But after protracted planning, which was much scrutinised in its environmental aspects, the Red Bull Ring entered operation in April 2011.

## RED BULL RING – CIRCUIT DETAILS

The new Red Bull Ring complies with all current international safety standards. This means that every type of racing permitted under FIA (four-wheel) rules can be held there. Its length is 4.3 three kilometres, and its routing is the same as that used from 1996 to 2003 on the layout designed by the world's most famous Grand Prix track architect, Hermann Tilke.

Part of what makes this race track attractive is the sloping terrain around it which creates a natural arena. Natural areas help solving the discrepancy between safety and the closeness of the spectators to the action in the best possible way. In the best spots, one practically sits above the race cars and can spot the drivers in their cockpits as they break, tackle accelerate out of the corners which gives one the feeling of being part of the action; at most other tracks you are so far away you have to use binoculars. Certain places allow views of two thirds of the track, and it is not unusual to witness the now-rare spectacle of cars powersliding; the road surface lends itself to powersliding more than newly designed tracks. Since 2011, the Ring has welcomed many major top-class racing series such as the German Touring Car Championship DTM and hosted many exciting races in various classes. The aim is to offer a balanced season programme with a mix of race events, presentations, testing, and public activities.



**Name of racing track:** Red Bull Ring  
**Length of track:** 4,326 km  
**Number of corners:** 9 (2 left, 7 right)

**Elevation:** 677 m  
**Maximum incline:** 12 %  
**Maximum decline:** 9,3 %  
**Width of track:** 12–13 m

**Number of laps:** 71  
**Total distance:** 307,02 km  
**Lap record:**  
 M. Schumacher (2003): 1:08.337

## RED BULL RING – SITE MAP



KFZ-PARKPLÄTZE / PARKING	CAMPINGPLATZ / CAMP SITE	ERSTE HILFE / FIRST AID	STEHPLÄTZE / GENERAL ADMISSION
SONDERPARKPLÄTZE A, B, C / SPECIAL PARKING A, B, C	KONZERTGELÄNDE / CONCERT AREA	POLIZEI / POLICE	TRIBÜNE NORD / GRANDSTAND NORTH
BUSPARKPLÄTZE / BUS PARKING	F1 VILLAGE	FEUERWEHR / FIRE BRIGADE	TRIBÜNE START-ZIEL / GRANDSTAND START-FINISH
FAMILY AREA SHUTTLE	BANKOMAT / CASH MACHINE	INFO POINT – LOST & FOUND	TICKETVERKAUF / TICKET SALE
FAHRRADABSTELLPLÄTZE / BIKE PARKING	FAMILY AREA	TOURISMUS INFORMATION / TOURISM INFORMATION	SIE BEFINDEN SICH HIER / YOU ARE HERE
HELIKOPTER-LANDEPLATZ / HELIPAD	SPEISEN & GETRÄNKE / FOOD & BEVERAGES	RED BULL TRIBÜNE / RED BULL GRANDSTAND	
BARRIEREFREIE PARKPLÄTZE / DISABILITY PARKING	WC / RESTROOMS	TRIBÜNE SÜD-WEST / GRANDSTAND SOUTH-WEST	

## TIMETABLE

### FORMULA 1 AUSTRIAN GRAND PRIX 2016

#### THURSDAY

10:00 – 16:00	FORMULA ONE	INITIAL SCRUTINEERING
13:00 – 15:00	FORMULA ONE	TRACK CLOSED FIA/FOM SYSTEMS CHECKS TRACK ACCESS RESTRICTED TO FIA/FOM ONLY
13:45	FORMULA ONE	TRACK INSPECTION, TRACK COMPLETELY CLEAR
14:00 – 15:00	FORMULA ONE	HIGH SPEED TRACK TEST – FIA SAFETY AND MEDICAL CARS
15:00	FORMULA ONE	PRESS CONFERENCE – PRESS ROOM
15:00 – 15:30	PROMOTER ACTIVITY	SAFETY CAR PRIZE WINNERS' DEMO
15:30 – 18:30	FORMULA ONE	3 DAY TICKET HOLDERS PIT LANE WALK ONLY
16:00	FORMULA ONE	TEAM MANAGERS' MEETING
17:00	GP2 SERIES	DRIVERS' MEETING
17:30	GP3 SERIES	DRIVERS' MEETING

#### FRIDAY

08:45 – 09:45	FORMULA ONE	PADDOCK CLUB PIT LANE WALK
09:20	FORMULA ONE	MEDICAL INSPECTION
09:30 – 09:45	FORMULA ONE	TRACK INSPECTION AND TRACK TEST
<b>10:00 – 11:30<sup>1</sup></b>	<b>FORMULA ONE</b>	<b>FIRST PRACTICE SESSION</b>
12:00 – 12:45 <sup>1</sup>	GP2 SERIES	PRACTICE SESSION
12:50 – 13:45	FORMULA ONE	PADDOCK CLUB PIT LANE WALK
13:00	PORSCHE MOBIL 1 SUPERCUP	DRIVERS MEETING
13:30 – 13:40	FORMULA ONE	TRACK INSPECTION
<b>14:00 – 15:30<sup>1</sup></b>	<b>FORMULA ONE</b>	<b>SECOND PRACTICE SESSION</b>
15:55 – 16:25	GP2 SERIES	QUALIFYING SESSION
16:00 – 17:00	FORMULA ONE	PRESS CONFERENCE – PRESS ROOM
16:45 – 17:30 <sup>1</sup>	PORSCHE MOBIL 1 SUPERCUP	PRACTICE SESSION
17:00	FORMULA ONE	DRIVERS MEETING
17:50 – 18:35 <sup>1</sup>	GP3 SERIES	PRACTICE SESSION
19:00 – 19:30	TRACK ACTIVITY	MARSHAL PIT LANE WALK

\* These times refer to the start of the formation lap.

<sup>1</sup> Fixed end session

<sup>2</sup> Approximate finishing time

#### SATURDAY

08:30 – 09:15	FORMULA ONE	TEAM PIT STOP PRACTICE
08:30 – 09:35	FORMULA ONE	PADDOCK CLUB PIT LANE WALK
09:00	FORMULA ONE	MEDICAL INSPECTION
09:10 – 09:25	FORMULA ONE	TRACK INSPECTION AND SAFETY CAR TEST
09:45 – 10:15	GP3 SERIES	QUALIFYING SESSION
<b>11:00 – 12:00<sup>1</sup></b>	<b>FORMULA ONE</b>	<b>THIRD PRACTICE SESSION</b>
12:25 – 12:55	PORSCHE MOBIL 1 SUPERCUP	QUALIFYING SESSION
13:00 – 13:45	FORMULA ONE	PADDOCK CLUB PIT LANE WALK
13:30 – 13:40	FORMULA ONE	TRACK INSPECTION
<b>14:00 – 15:00</b>	<b>FORMULA ONE</b>	<b>QUALIFYING SESSION</b>
15:20	GP2 SERIES	PIT LANE OPEN
15:25	GP2 SERIES	PIT LANE CLOSED
<b>15:35* – 16:40<sup>2</sup></b>	<b>GP2 SERIES</b>	<b>FIRST RACE (40 LAPS OR 60 MINS)</b>
17:00	GP3 SERIES	PIT LANE OPEN
17:05	GP3 SERIES	PIT LANE CLOSED
<b>17:10* – 17:55<sup>2</sup></b>	<b>GP3 SERIES</b>	<b>FIRST RACE (24 LAPS OR 40 MINS)</b>
18:05 – 18:45	TRACK ACTIVITY	F1 LEGENDS PARADE – TRACK FAMILIARISATION

#### SUNDAY

08:15	FORMULA ONE	MEDICAL INSPECTION
08:30 – 08:45	FORMULA ONE	TRACK INSPECTION AND TRACK TEST
09:05	GP3 SERIES	PIT LANE OPEN
09:10	GP3 SERIES	PIT LANE CLOSED
<b>09:15* – 09:50<sup>2</sup></b>	<b>GP3 SERIES</b>	<b>SECOND RACE (18 LAPS OR 30 MINS)</b>
10:10	GP2 SERIES	PIT LANE OPEN
10:15	GP2 SERIES	PIT LANE CLOSED
<b>10:25* – 11:15<sup>2</sup></b>	<b>GP2 SERIES</b>	<b>SECOND RACE (28 LAPS OR 45 MINS)</b>
<b>11:35* – 12:10<sup>2</sup></b>	<b>PORSCHE MOBIL 1 SUPERCUP</b>	<b>RACE (16 LAPS OR 30 MINS)</b>
12:15 – 13:05	FORMULA ONE	PADDOCK CLUB PIT LANE WALK
12:30	FORMULA ONE	DRIVERS' TRACK PARADE
12:40	TRACK DISPLAY	F1 LEGENDS PARADE
12:45 – 13:15 <sup>2</sup>	FORMULA ONE	STARTING GRID PRESENTATION
13:00	FORMULA ONE	MEDICAL INSPECTION
13:00 – 13:15	AIR DISPLAY	THE FLYING BULLS AIR SHOW
13:10 – 13:20	FORMULA ONE	TRACK INSPECTION
13:30	FORMULA ONE	PIT LANE OPEN
13:45	FORMULA ONE	PIT LANE CLOSED GRID FORMATION
13:46	FORMULA ONE	NATIONAL ANTHEM
<b>14:00* – 16:00<sup>2</sup></b>	<b>FORMULA ONE</b>	<b>GRAND PRIX (71 LAPS OR 120 MINS)</b>

\* These times refer to the start of the formation lap.

<sup>1</sup> Fixed end session

<sup>2</sup> Approximate finishing time

## OPENING HOURS

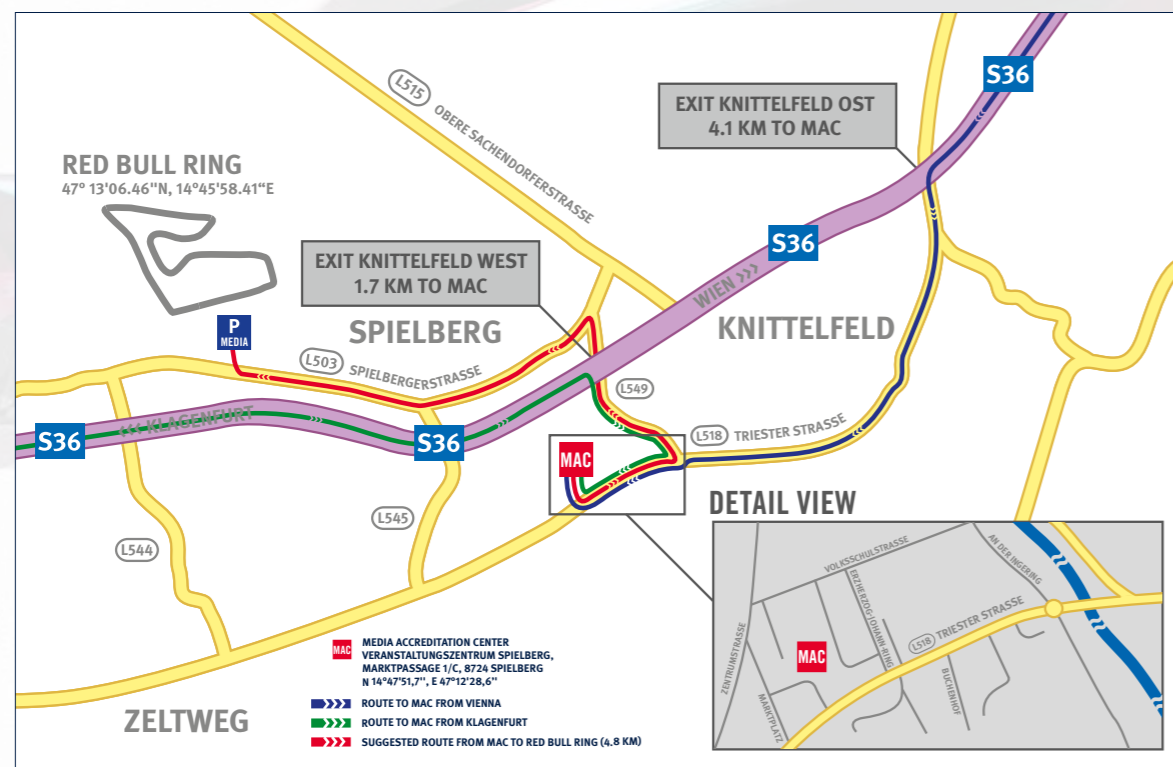
### Media Accreditation Centre:

Thursday	8am – 6pm
Friday	8am – 4pm
Saturday	8am – 12pm
Sunday	8am – 11am

### Veranstaltungszentrum Spielberg

Marktpassage 1/C  
 8724 Spielberg

## LOCATION OF MAC

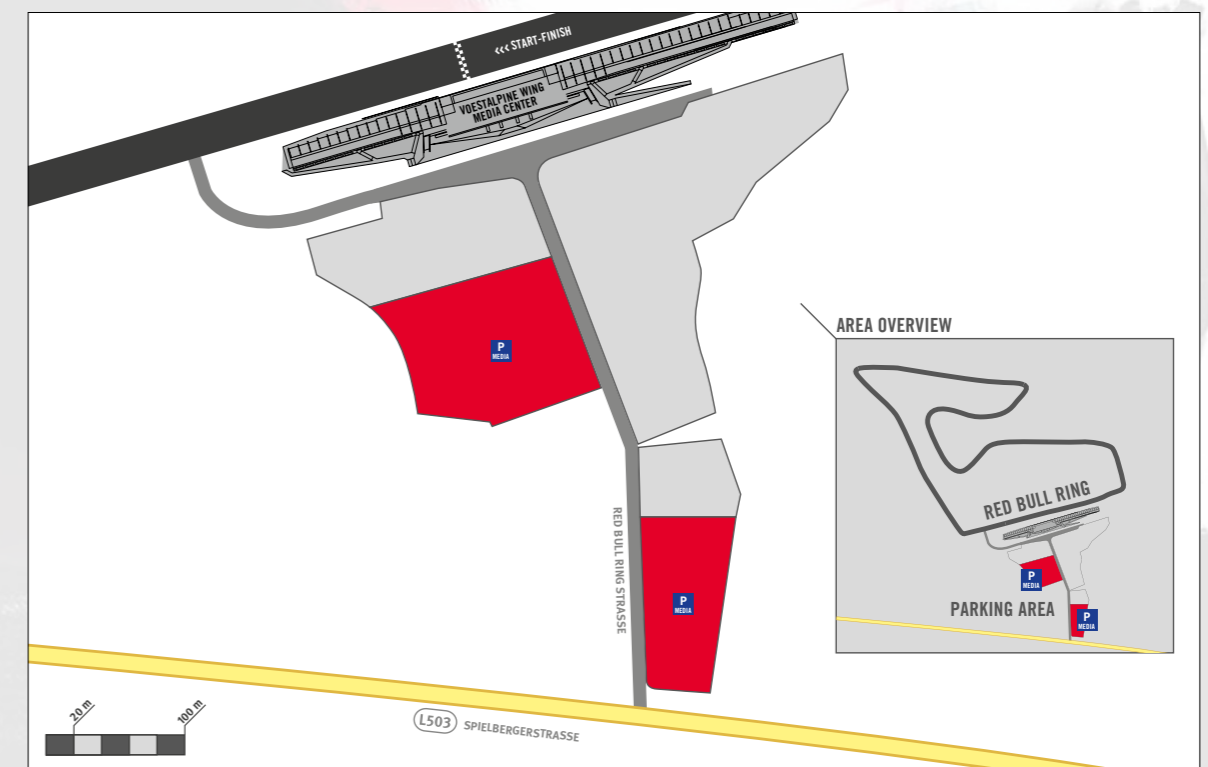


## OPENING HOURS

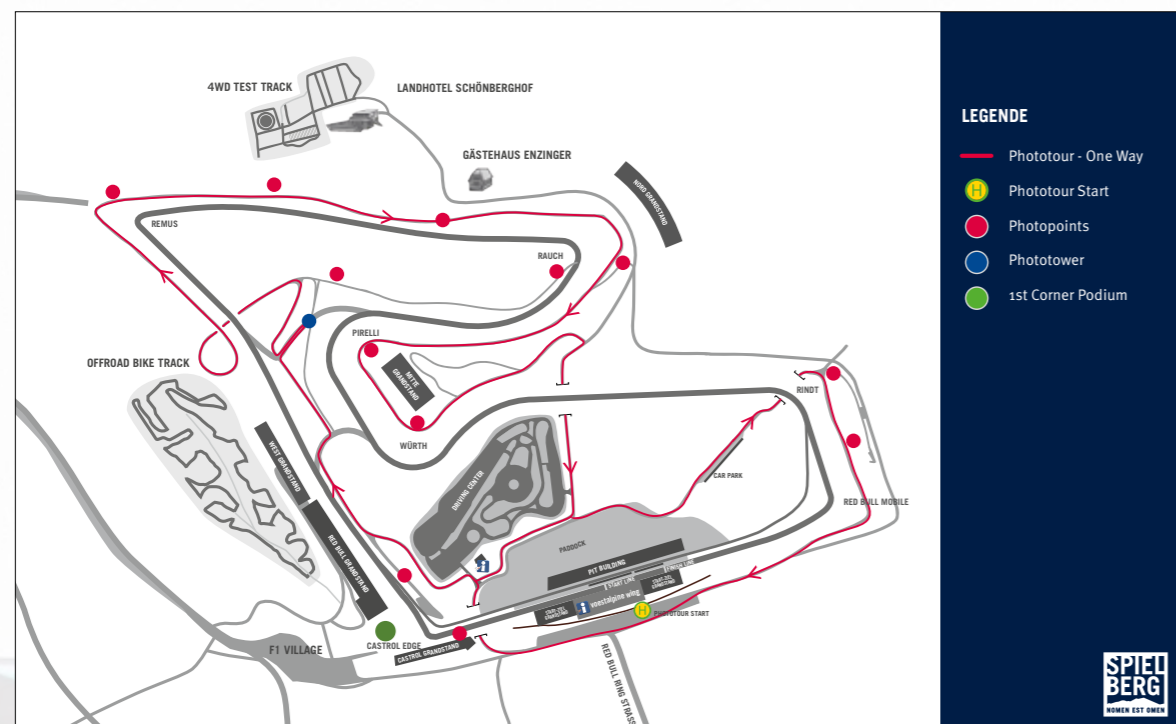
### Media Centre:

Thursday	9am – 10pm
Friday	7am – 11pm
Saturday	7am – 11pm
Sunday	7am – until the last journalist leaves the MC

## LOCATION OF MC



## PHOTO SHUTTLE SERVICE



## FIA FORMULA 1 WORLD CHAMPIONSHIP 2016

### CALENDAR

DATE	RACE	TRACK	LOCATION
20 March	AUSTRALIAN GRAND PRIX	Albert Park Circuit	Melbourne
3 April	BAHRAIN GRAND PRIX	Bahrain International Circuit	Sakhir
17 April	CHINESE GRAND PRIX	Shanghai International Circuit	Shanghai
1 May	RUSSIAN GRAND PRIX	Sochi Autodrom	Sochi
15 May	SPANISH GRAND PRIX	Circuit de Catalunya	Catalunya
29 May	MONACO GRAND PRIX	Circuit de Monaco	Monte Carlo
12 June	CANADIAN GRAND PRIX	Circuit Gilles Villeneuve	Montréal
19 June	GRAND PRIX OF EUROPE	Baku City Circuit	Baku
3 July	AUSTRIAN GRAND PRIX	Red Bull Ring	Spielberg
10 July	BRITISH GRAND PRIX	Silverstone	Silverstone
24 July	HUNGARIAN GRAND PRIX	Hungaroring	Budapest
31 July	GERMAN GRAND PRIX	Hockenheimring	Hockenheim
28 August	BELGIAN GRAND PRIX	Circuit de Spa-Francorchamps	Spa-Francorchamps
4 September	ITALIAN GRAND PRIX	Autodromo di Monza	Monza
18 September	SINGAPORE GRAND PRIX	Marina Bay Street Circuit	Singapore
2 October	MALAYSIAN GRAND PRIX	Sepang Circuit	Kuala Lumpur
9 October	JAPANESE GRAND PRIX	Suzuka Circuit	Suzuka
23 October	UNITED STATES GRAND PRIX	Circuit of the Americas	Austin
30 October	MEXICAN GRAND PRIX	Autódromo Hermanos Rodríguez	Mexico City
13 November	BRAZILIAN GRAND PRIX	Autódromo José Carlos Pace	Sao Paulo
27 November	ABU DHABI GRAND PRIX	Yas Marina Circuit	Yas Marina

## PRESS CONFERENCES

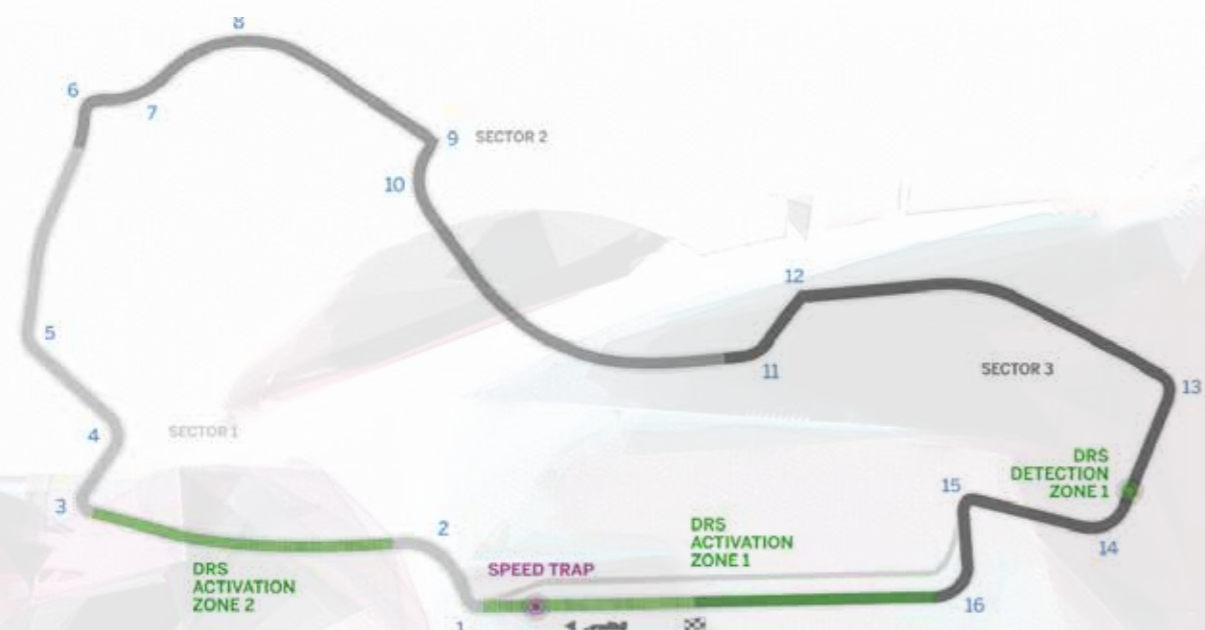
Thursday	3pm
Friday	4pm
Saturday	after qualifying
Sunday	after the race

An online version of the media kit is available at [www.fia.com](http://www.fia.com)

## AUSTRALIAN GRAND PRIX – MELBOURNE

20 MARCH 2016 / ALBERT PARK CIRCUIT

<b>First Grand Prix</b>	1996	<b>Number of Laps</b>	58	<b>Circuit Length</b>	5.303 km	<b>Race Distance</b>	307.574 km
<b>Lap Record</b>	1:24.125 by Michael Schumacher (2004)						



## AUSTRALIAN GRAND PRIX – MELBOURNE

RESULTS

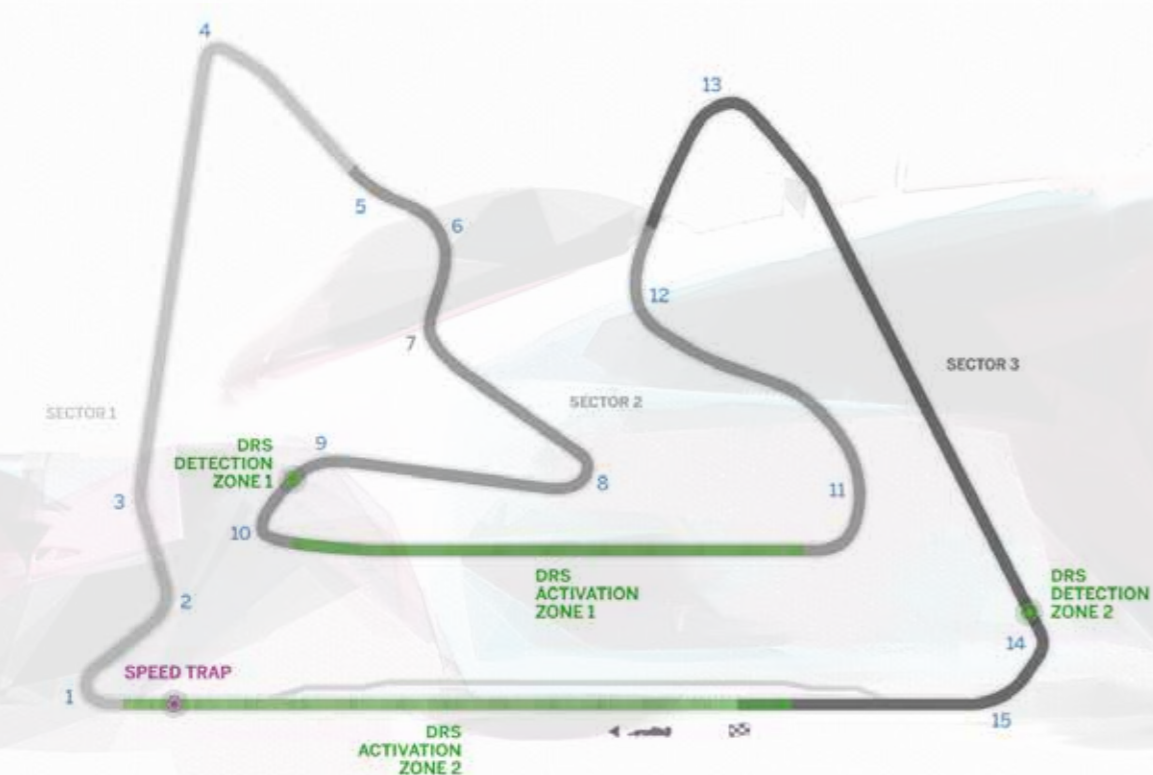
Pos.	No.	Driver	Team	Laps	Time	Grid
01	06	Nico Rosberg	Mercedes AMG Petronas	57	1:48:15.565	02
02	44	Lewis Hamilton	Mercedes AMG Petronas	57	+ 8.060 s	01
03	05	Sebastian Vettel	Scuderia Ferrari	57	+ 9.643 s	03
04	03	Daniel Ricciardo	Red Bull Racing	57	+ 24.330 s	08
05	19	Felipe Massa	Williams Martini Racing	57	+ 58.979 s	06
06	08	Romain Grosjean	Haas F1 Team	57	+ 72.081 s	19
07	27	Nico Hülkenberg	Sahara Force India	57	+ 74.199 s	10
08	77	Valtteri Bottas	Williams Martini Racing	57	+ 75.153 s	16
09	55	Carlos Sainz Jr.	Scuderia Toro Rosso	57	+ 75.680 s	07
10	33	Max Verstappen	Scuderia Toro Rosso	57	+ 76.833 s	05
11	30	Jolyon Palmer	Renault Sport F1 Team	57	+ 83.399 s	13
12	20	Kevin Magnussen	Renault Sport F1 Team	57	+ 85.606 s	14
13	11	Sergio Pérez	Sahara Force India	57	+ 91.699 s	09
14	22	Jenson Button	McLaren Honda	56	+ 1 lap	12
15	12	Felipe Nasr	Sauber F1 Team	56	+ 1 lap	17
16	94	Pascal Wehrlein	Manor Racing	56	+ 1 lap	21
NC	09	Marcus Ericsson	Sauber F1 Team	38	DNF	15
NC	07	Kimi Räikkönen	Scuderia Ferrari	21	DNF	04
NC	88	Rio Haryanto	Manor Racing	17	DNF	22
NC	21	Esteban Gutiérrez	Haas F1 Team	16	DNF	20
NC	14	Fernando Alonso	McLaren Honda	16	DNF	11
NC	26	Daniil Kvyat	Red Bull Racing	00	DNF	18



## BAHRAIN GRAND PRIX – SAKHIR

3 APRIL 2016 / SAHARA INTERNATIONAL CIRCUIT

<b>First Grand Prix</b>	2004	<b>Number of Laps</b>	57	<b>Circuit Length</b>	5.421 km	<b>Race Distance</b>	308.238 km
<b>Lap Record</b>	1:31.447 by Pedro de la Rosa (2005)						



## BAHRAIN GRAND PRIX – SAKHIR

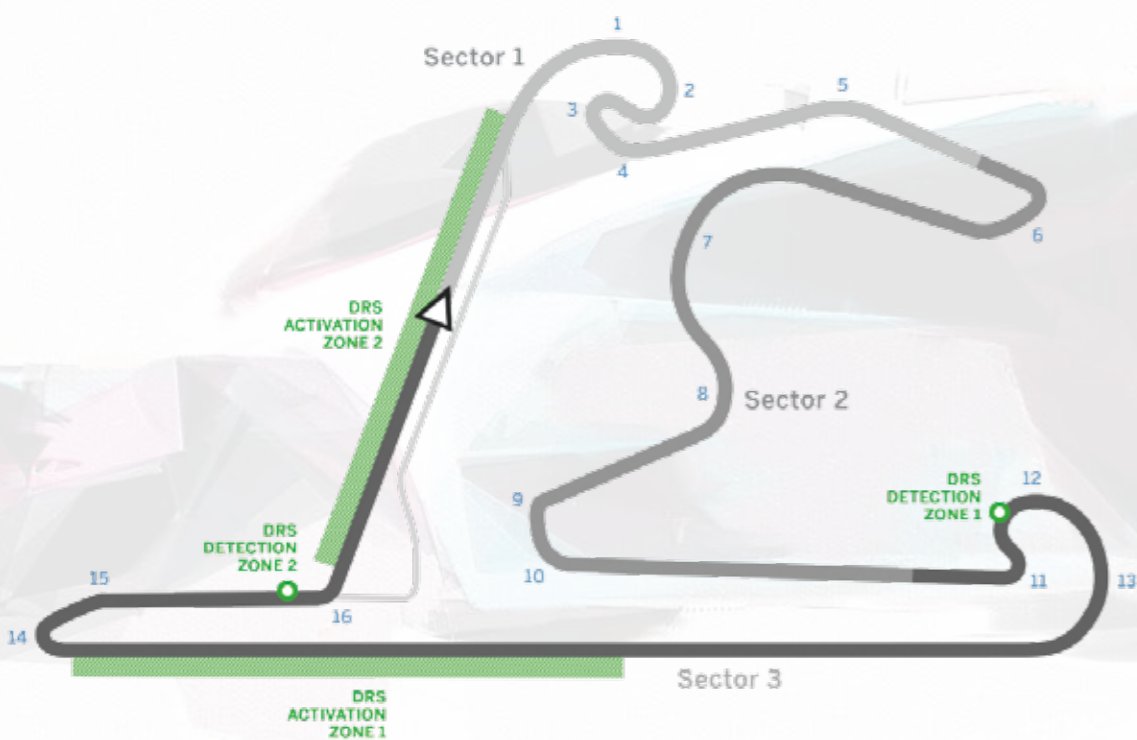
RESULTS

Pos.	Nr.	Driver	Team	Laps	Time	Grid
01	06	Nico Rosberg	Mercedes AMG Petronas	57	1:33:34,696	02
02	07	Kimi Räikkönen	Scuderia Ferrari	57	+ 10,282 s	04
03	44	Lewis Hamilton	Mercedes AMG Petronas	57	+ 30,148 s	01
04	03	Daniel Ricciardo	Red Bull Racing	57	+ 62,494 s	08
05	08	Romain Grosjean	Haas F1 Team	57	+ 78,299 s	09
06	33	Max Verstappen	Scuderia Toro Rosso	57	+ 80,929 s	10
07	26	Daniil Kvyat	Red Bull Racing	56	+ 1 lap	15
08	19	Felipe Massa	Williams Martini Racing	56	+ 1 lap	07
09	77	Valtteri Bottas	Williams Martini Racing	56	+ 1 lap	06
10	47	Stoffel Vandoorne	McLaren Honda	56	+ 1 lap	12
11	20	Kevin Magnussen	Renault Sport F1 Team	56	+ 1 lap	-
12	09	Marcus Ericsson	Sauber F1 Team	56	+ 1 lap	17
13	94	Pascal Wehrlein	Manor Racing	56	+ 1 lap	16
14	12	Felipe Nasr	Sauber F1 Team	56	+ 1 lap	21
15	27	Nico Hülkenberg	Sahara Force India	56	+ 1 lap	08
16	11	Sergio Pérez	Sahara Force India	56	+ 1 lap	18
17	88	Rio Haryanto	Manor Racing	56	+ 1 lap	20
NC	55	Carlos Sainz jr.	Scuderia Toro Rosso	29	DNF	11
NC	21	Esteban Gutiérrez	Haas F1 Team	10	DNF	13
NC	22	Jenson Button	McLaren Honda	06	DNF	14
NC	05	Sebastian Vettel	Scuderia Ferrari	00	DNS	03
NC	30	Jolyon Palmer	Renault Sport F1 Team	00	DNS	19

## CHINESE GRAND PRIX – SHANGHAI

17 APRIL 2016 / SHANGHAI INTERNATIONAL CIRCUIT

<b>First Grand Prix</b>	2004	<b>Number of Laps</b>	56	<b>Circuit Length</b>	5.451 km	<b>Race Distance</b>	305.066 km
<b>Lap Record</b>	1:32.238 by Michael Schumacher (2004)						



## CHINESE GRAND PRIX – SHANGHAI

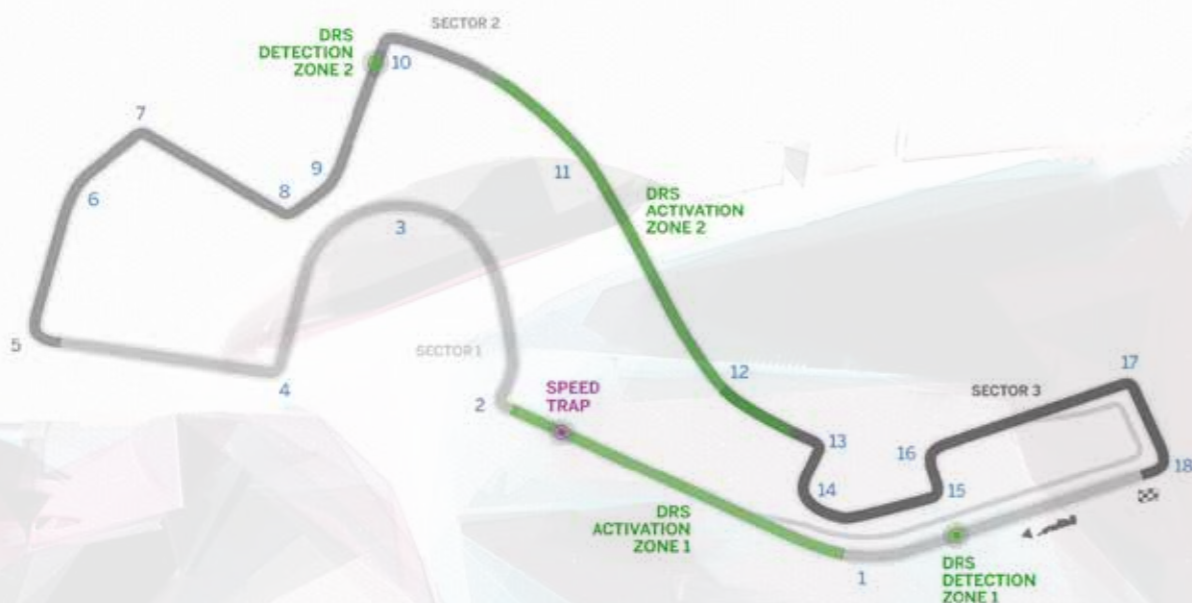
RESULTS

Pos.	No.	Driver	Team	Laps	Time	Grid
01	06	Nico Rosberg	Mercedes AMG Petronas	56	1:38:53,891	01
02	05	Sebastian Vettel	Scuderia Ferrari	56	+ 37,776 s	04
03	26	Daniil Kvyat	Red Bull Racing	56	+ 45,936 s	06
04	03	Daniel Ricciardo	Red Bull Racing	56	+ 52,688 s	02
05	07	Kimi Räikkönen	Scuderia Ferrari	56	+ 65,872 s	03
06	19	Felipe Massa	Williams Martini Racing	56	+ 75,511 s	10
07	44	Lewis Hamilton	Mercedes AMG	56	+ 78,230 s	22
08	33	Max Verstappen	Scuderia Toro Rosso	56	+ 79,268 s	09
09	55	Carlos Sainz jr.	Scuderia Toro Rosso	56	+ 84,127 s	08
10	77	Valtteri Bottas	Williams Martini Racing	56	+ 86,192 s	05
11	11	Sergio Pérez	Sahara Force India	56	+ 94,283 s	07
12	14	Fernando Alonso	McLaren Honda	56	+ 97,253 s	11
13	22	Jenson Button	McLaren Honda	56	+ 101,990 s	12
14	21	Esteban Gutiérrez	Haas F1 Team	55	+ 1 lap	18
15	27	Nico Hülkenberg	Sahara Force India	55	+ 1 lap	13
16	09	Marcus Ericsson	Sauber F1 Team	55	+ 1 lap	15
17	20	Kevin Magnussen	Renault Sport F1 Team	55	+ 1 lap	17
18	94	Pascal Wehrlein	Manor Racing	25	+ 1 lap	21
19	08	Romain Grosjean	Haas F1 Team	55	+ 1 lap	14
20	12	Felipe Nasr	Sauber F1 Team	55	+ 1 lap	16
21	88	Rio Haryanto	Manor Racing	55	+ 1 lap	20
22	30	Jolyon Palmer	Renault Sport F1 Team	55	+1 lap	19

## RUSSIAN GRAND PRIX – SOCHI

1 MAY 2016 / SOCHI AUTODROM

<b>First Grand Prix</b>	2014	<b>Number of Laps</b>	53	<b>Circuit Length</b>	5.848 km	<b>Race Distance</b>	309.745 km
<b>Lap Record</b>	1:39.094 Nico Rosberg (2016)						



## RUSSIAN GRAND PRIX – SOCHI

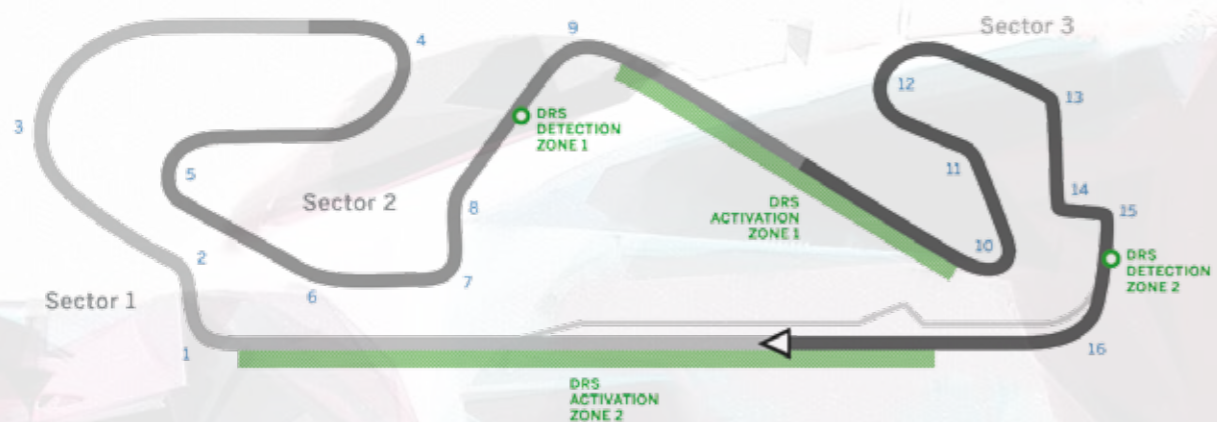
RESULTS

Pos.	No.	Driver	Team	Laps	Time	Grid
01	06	Nico Rosberg	Mercedes AMG Petronas	53	1:32:41,997	01
02	44	Lewis Hamilton	Mercedes AMG Petronas	53	+ 25,022 s	10
03	07	Kimi Räikkönen	Scuderia Ferrari	53	+ 31,998 s	03
04	77	Valtteri Bottas	Williams Martini Racing	53	+ 50,217 s	02
05	19	Felipe Massa	Williams Martini Racing	53	+ 74,427 s	04
06	14	Fernando Alonso	McLaren Honda	52	+ 1 lap	14
07	20	Kevin Magnussen	Renault Sport F1 Team	52	+ 1 lap	17
08	08	Romain Grosjean	Haas F1 Team	52	+ 1 lap	15
09	11	Sergio Pérez	Sahara Force India	52	+ 1 lap	06
10	22	Jenson Button	McLaren Honda	52	+ 1 lap	12
11	03	Daniel Ricciardo	Red Bull Racing	52	+ 1 lap	05
12	55	Carlos Sainz jr.	Scuderia Toro Rosso	52	+ 1 lap	11
13	30	Jolyon Palmer	Renault Sport F1 Team	52	+ 1 lap	18
14	09	Marcus Ericsson	Sauber F1 Team	52	+ 1 lap	22
15	26	Daniil Kvyat	Red Bull Racing	52	+ 1 lap	08
16	12	Felipe Nasr	Sauber F1 Team	52	+ 1 lap	19
17	21	Esteban Gutiérrez	Haas F1 Team	52	+ 1 lap	16
18	94	Pascal Wehrlein	Manor Racing	51	+ 2 laps	20
NC	33	Max Verstappen	Scuderia Toro Rosso	33	DNF	09
NC	05	Sebastian Vettel	Scuderia Ferrari	00	DNF	07
NC	27	Nico Hülkenberg	Sahara Force India	00	DNF	13
NC	88	Rio Haryanto	Manor Racing	00	DNF	21

## SPANISH GRAND PRIX – CATALUNYA

15 MAY 2016 / CIRCUIT DE CATALUNYA

First Grand Prix	1991	Number of Laps	66	Circuit Length	4.655 km	Race Distance	307.104 km
Lap Record	1:21.670 by Kimi Räikkönen (2008)						



## SPANISH GRAND PRIX – CATALUNYA

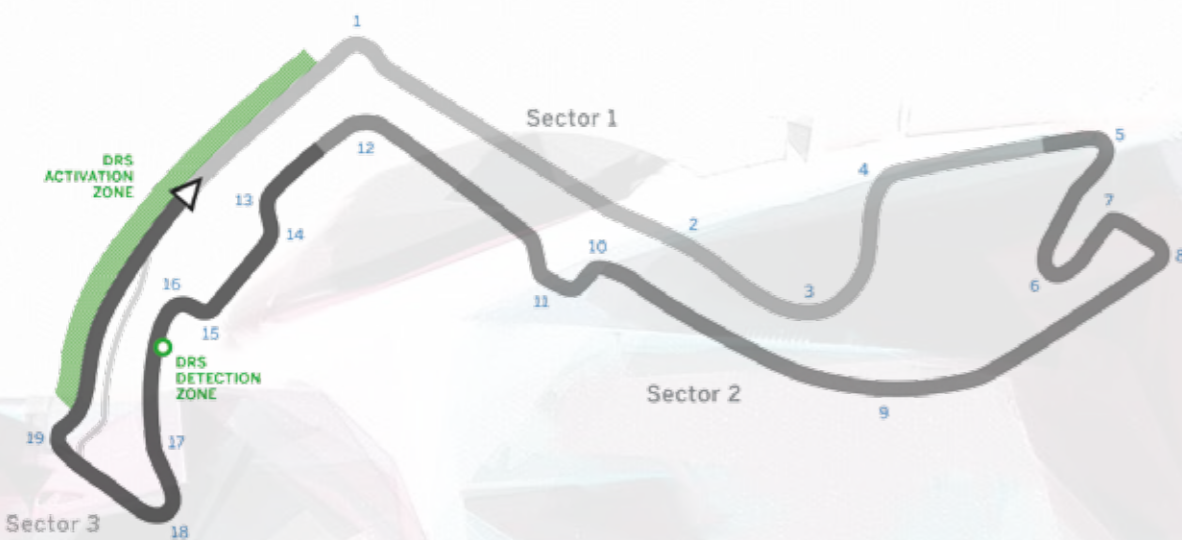
RESULTS

Pos.	No.	Driver	Team	Laps	Time	Grid
1	33	Max Verstappen	Red Bull Racing	66	1:41:40,017	04
2	7	Kimi Räikkönen	Scuderia Ferrari	66	+ 0,616 s	05
3	5	Sebastian Vettel	Scuderia Ferrari	66	+ 5,581 s	06
4	3	Daniel Ricciardo	Red Bull Racing	66	+ 43,950 s	03
5	77	Valtteri Bottas	Williams Martini Racing	66	+ 45,271 s	07
6	55	Carlos Sainz	Scuderia Toro Rosso	66	+ 61,395 s	08
7	11	Sergio Pérez	Sahara Force India	66	+ 79,538 s	09
8	19	Felipe Massa	Williams Martini Racing	66	+ 80,707 s	18
9	22	Jenson Button	McLaren Honda	65	+ 1 lap	12
10	26	Daniil Kvyat	Scuderia Toro Rosso	65	+ 1 lap	13
11	21	Esteban Gutiérrez	Haas F1 Team	65	+ 1 lap	16
12	9	Marcus Ericsson	Sauber F1 Team	65	+ 1 lap	19
13	30	Jolyon Palmer	Renault Sport F1 Team	65	+ 1 lap	17
14	12	Felipe Nasr	Sauber F1 Team	65	+ 1 lap	20
15	20	Kevin Magnussen	Renault Sport F1 Team	65	+ 1 lap	15
16	94	Pascal Wehrlein	Manor Racing	65	+ 1 lap	21
17	88	Rio Haryanto	Manor Racing	65	+ 1 lap	22
NC	8	Romain Grosjean	Haas F1 Team	56	DNF	14
NC	14	Fernando Alonso	McLaren Honda	45	DNF	10
NC	27	Nico Hülkenberg	Sahara Force India	20	DNF	11
NC	44	Lewis Hamilton	Mercedes AMG Petronas	0	DNF	01
NC	6	Nico Rosberg	Mercedes AMG Petronas	0	DNF	02

## MONACO GRAND PRIX – MONTE CARLO

29 MAY 2016 / CIRCUIT DE MONACO

<b>First Grand Prix</b>	1950	<b>Number of Laps</b>	78	<b>Circuit Length</b>	3.337 km	<b>Race Distance</b>	260.286 km
<b>Lap Record</b>	1:17.939 Lewis Hamilton (2016)						



## MONACO GRAND PRIX – MONTE CARLO

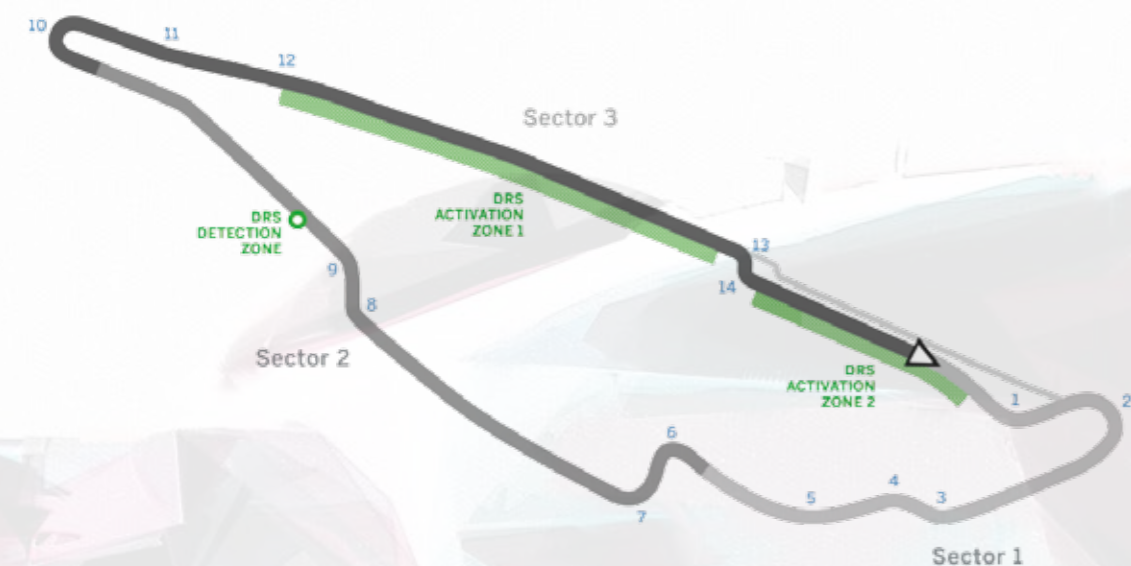
RESULTS

Pos.	No.	Driver	Team	Laps	Time	Grid
1	44	Lewis Hamilton	Mercedes AMG Petronas	78	1:59:29,133	03
2	3	Daniel Ricciardo	Red Bull Racing	78	+ 7,252 s	01
3	11	Sergio Pérez	Sahara Force India	78	+ 13,825 s	07
4	5	Sebastian Vettel	Scuderia Ferrari	78	+ 15,846 s	04
5	14	Fernando Alonso	McLaren Honda	78	+ 85,076 s	09
6	27	Nico Hülkenberg	Sahara Force India	78	+ 92,999 s	05
7	6	Nico Rosberg	Mercedes AMG Petronas	78	+ 93,290 s	02
8	55	Carlos Sainz	Scuderia Toro Rosso	77	+ 1 lap	06
9	22	Jenson Button	McLaren Honda	77	+ 1 lap	10
10	19	Felipe Massa	Williams Martini Racing	77	+ 1 lap	14
11	21	Esteban Gutiérrez	Haas F1 Team	77	+ 1 lap	12
12	77	Valtteri Bottas	Williams Martini Racing	77	+ 1 lap	11
13	8	Romain Grosjean	Haas F1 Team	76	+ 2 laps	15
14	94	Pascal Wehrlein	Manor Racing	76	+ 2 laps	20
15	88	Rio Haryanto	Manor Racing	74	+ 4 laps	19
NC	9	Marcus Ericsson	Sauber F1 Team	51	DNF	17
NC	12	Felipe Nasr	Sauber F1 Team	48	DNF	–
NC	33	Max Verstappen	Red Bull Racing	34	DNF	–
NC	20	Kevin Magnussen	Renault Sport F1 Team	32	DNF	16
NC	26	Daniil Kvyat	Scuderia Toro Rosso	18	DNF	08
NC	7	Kimi Räikkönen	Scuderia Ferrari	10	DNF	11
NC	30	Jolyon Palmer	Renault Sport F1 Team	7	DNF	18

## CANADIAN GRAND PRIX – MONTRÉAL

12 JUNE 2016 / CIRCUIT GILLES VILLENEUVE

<b>First Grand Prix</b>	1978	<b>Number of Laps</b>	70	<b>Circuit Length</b>	4.361 km	<b>Race Distance</b>	305.270 km
<b>Lap Record</b>	1:13.622 by Rubens Barrichello (2004)						



## CANADIAN GRAND PRIX – MONTRÉAL

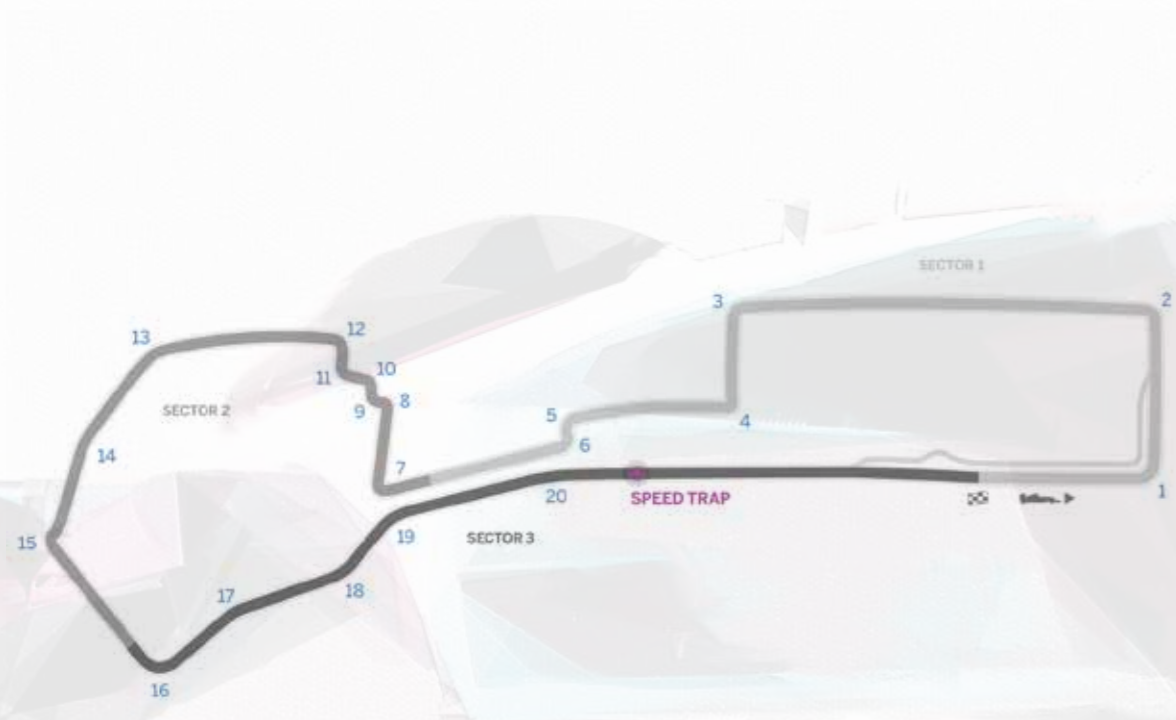
RESULTS

Pos.	No.	Driver	Team	Laps	Time	Grid
01	44	Lewis Hamilton	Mercedes AMG Petronas	70	1:31.05,296	01
02	5	Sebastian Vettel	Scuderia Ferrari	70	+ 5,011 s	03
03	77	Valtteri Bottas	Williams Martini Racing	70	+ 46,422 s	07
04	33	Max Verstappen	Red Bull Racing	70	+ 53,020 s	05
05	6	Nico Rosberg	Mercedes AMG Petronas	70	+ 62,093 s	02
06	7	Kimi Räikkönen	Scuderia Ferrari	70	+ 63,017 s	06
07	3	Daniel Ricciardo	Red Bull Racing	70	+ 63,634 s	04
08	27	Nico Hülkenberg	Sahara Force India	69	+ 1 lap	09
09	55	Carlos Sainz	Scuderia Toro Rosso	69	+ 1 lap	20
10	11	Sergio Pérez	Sahara Force India	69	+ 1 lap	11
11	14	Fernando Alonso	McLaren Honda	69	+ 1 lap	10
12	26	Daniil Kvyat	Scuderia Toro Rosso	69	+ 1 lap	15
13	21	Esteban Gutiérrez	Haas F1 Team	68	+ 2 laps	13
14	8	Romain Grosjean	Haas F1 Team	68	+ 2 laps	14
15	9	Marcus Ericsson	Sauber F1 Team	68	+ 2 laps	21
16	20	Kevin Magnussen	Renault Sport F1 Team	68	+ 2 laps	22
17	94	Pascal Wehrlein	Manor Racing	68	+ 2 laps	17
18	12	Felipe Nasr	Sauber F1 Team	68	+ 2 laps	18
19	88	Rio Haryanto	Manor Racing	68	+ 2 laps	19
NC	19	Felipa Massa	Williams Martini Racing	35	DNF	08
NC	30	Jolyon Palmer	Renault Sport F1 Team	16	DNF	16
NC	22	Jenson Button	McLaren Honda	9	DNF	12

## GRAND PRIX OF EUROPE – BAKU

19 JUNE 2016 / BAKU CITY CIRCUIT

<b>First Grand Prix</b>	2016	<b>Number of Laps</b>	51	<b>Circuit Length</b>	6.003 km	<b>Race Distance</b>	306.049 km
<b>Lap Record</b>	1:46.485 by Nico Rosberg (2016)						



## GRAND PRIX OF EUROPE – BAKU

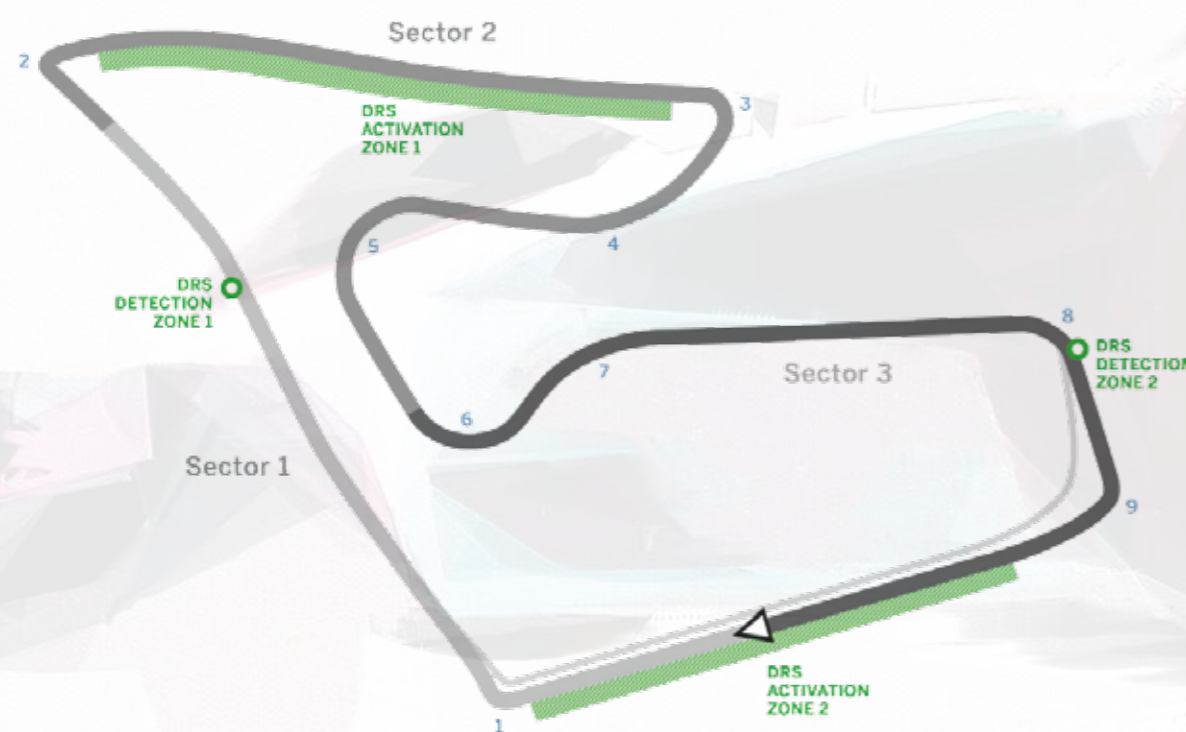
RESULTS

Pos.	No.	Driver	Team	Laps	Time	Grid
1	6	Nico Rosberg	Mercedes AMG Petronas	51	1:32:52.366	01
2	5	Sebastian Vettel	Scuderia Ferrari	51	+16.696s	03
3	11	Sergio Perez	Sahara Force India	51	+25.241s	07
4	7	Kimi Räikkönen	Scuderia Ferrari	51	+33.102s	04
5	44	Lewis Hamilton	Mercedes AMG Petronas	51	+56.335s	10
6	77	Valtteri Bottas	Williams Martini Racing	51	+60.886s	08
7	3	Daniel Ricciardo	Red Bull Racing	51	+69.229s	02
8	33	Max Verstappen	Red Bull Racing	51	+70.696s	09
9	27	Nico Hulkenberg	Sahara Force India	51	+77.708s	12
10	19	Felipe Massa	Williams Martini Racing	51	+85.375s	05
11	22	Jenson Button	McLaren Honda	51	+104.817s	19
12	12	Felipe Nasr	Sauber F1 Team	50	+1 lap	15
13	8	Romain Grosjean	Haas F1 Team	50	+1 lap	11
14	20	Kevin Magnussen	Renault Sport F1 Team	50	+1 lap	-
15	30	Jolyon Palmer	Renault Sport F1 Team	50	+1 lap	21
16	21	Esteban Gutierrez	Haas F1 Team	50	+1 lap	14
17	9	Marcus Ericsson	Sauber F1 Team	50	+1 lap	20
18	88	Rio Haryanto	Manor Racing	49	+2 laps	16
NC	14	Fernando Alonso	McLaren Honda	42	DNF	13
NC	94	Pascal Wehrlein	Manor Racing	39	DNF	17
NC	55	Carlos Sainz	Scuderia Toro Rosso	31	DNF	18
NC	26	Daniil Kvyat	Scuderia Toro Rosso	6	DNF	06

## AUSTRIAN GRAND PRIX – SPIELBERG

3 JULY 2016 / RED BULL RING

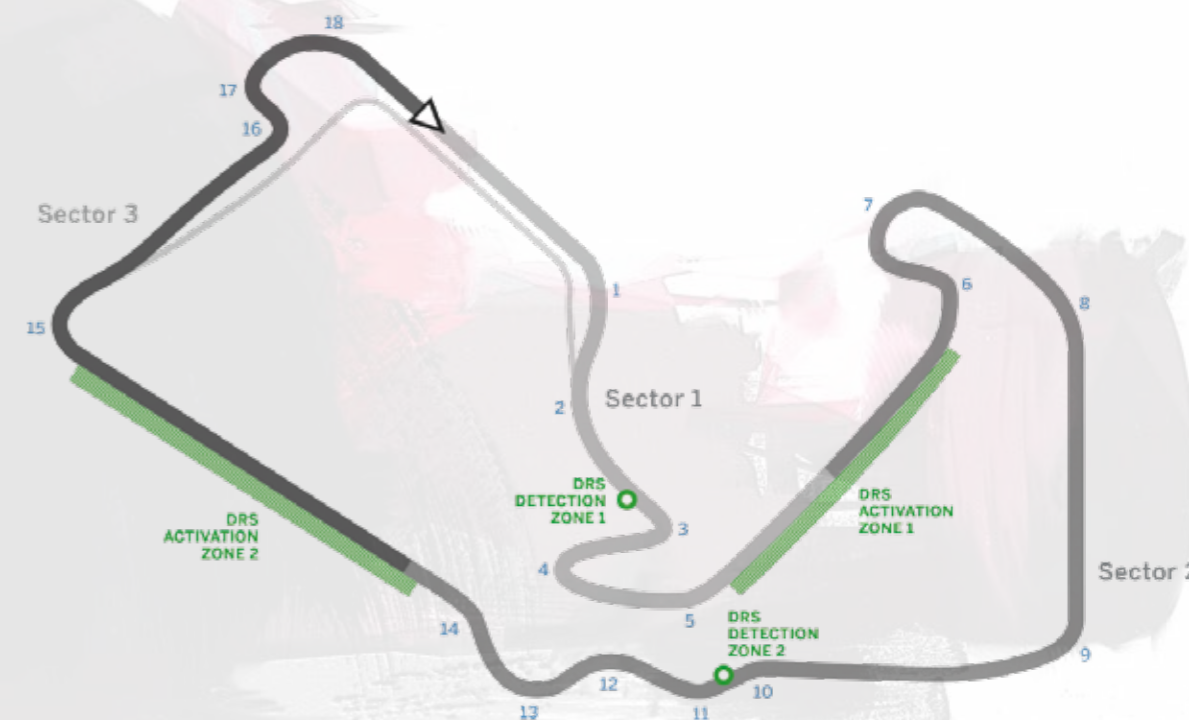
First Grand Prix / 1970    Number of Laps / 71    Circuit Length / 4.326 km    Race Distance / 307.020 km  
Lap Record / 1:08.337 by Michael Schumacher (2003)



## BRITISH GRAND PRIX – SILVERSTONE

10 JULY 2016 / SILVERSTONE

First Grand Prix / 1950    Number of Laps / 52    Circuit Length / 5.891 km    Race Distance / 306.198 km  
Lap Record / 1:33.401 by Mark Webber (2013)

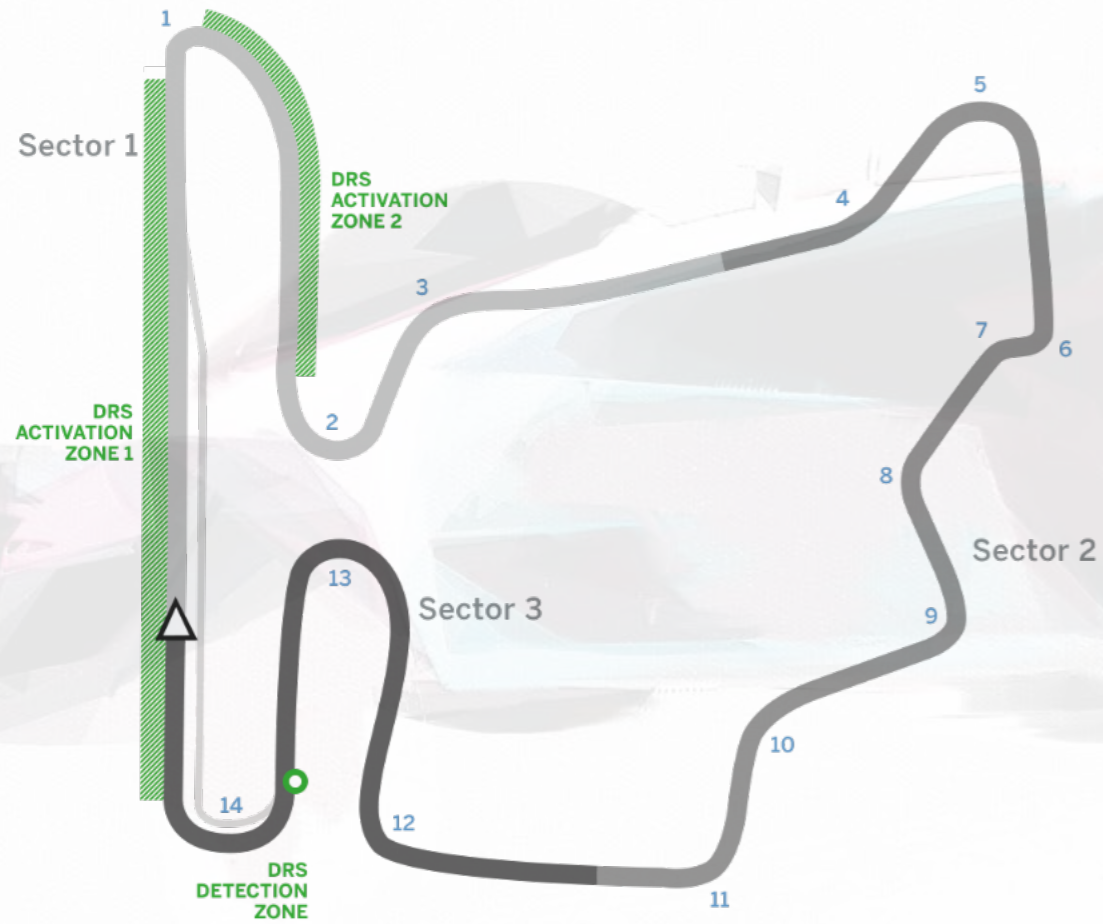




## HUNGARIAN GRAND PRIX – BUDAPEST

24 JULY 2016 / HUNGARORING

First Grand Prix	1986	Number of Laps	70	Circuit Length	4.381 km	Race Distance	306.630 km
Lap Record	1:19.071 by Michael Schumacher (2004)						



## GERMAN GRAND PRIX – HOCKENHEIM

31 JULY 2016 / HOCKENHEIMRING

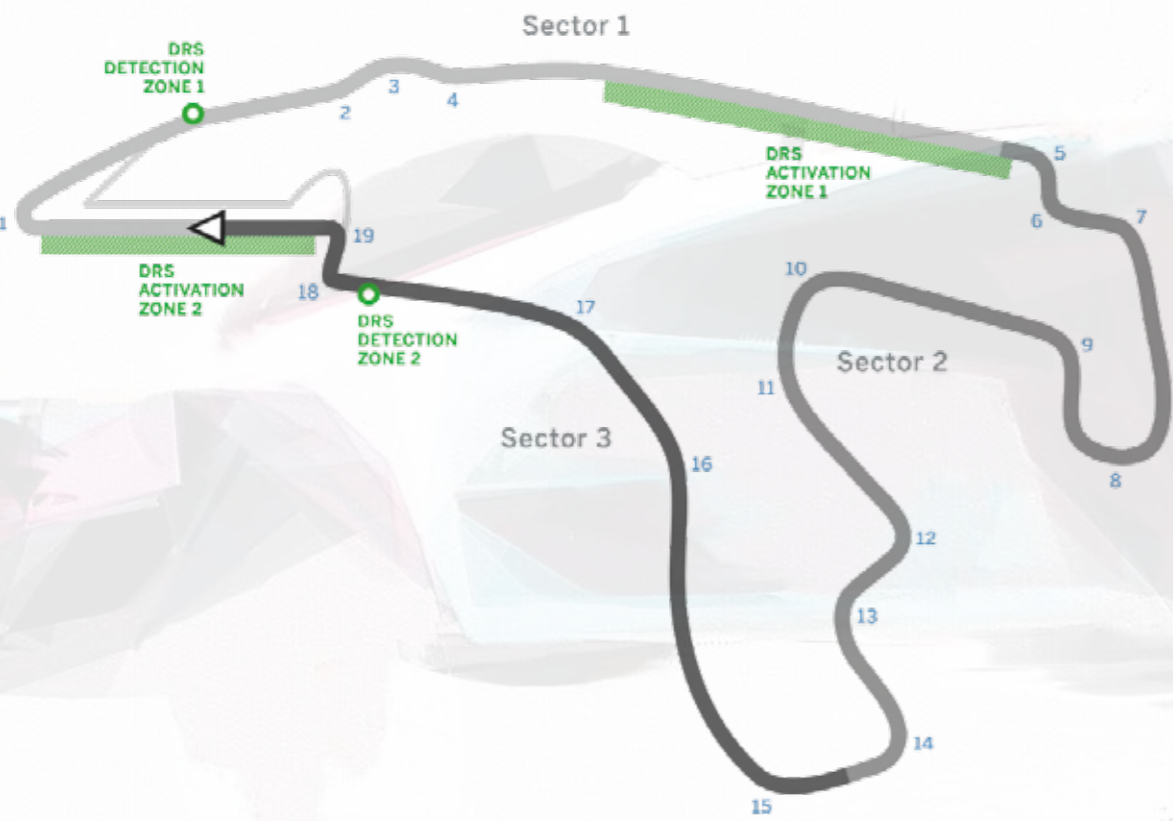
First Grand Prix	1970	Number of Laps	67	Circuit Length	4.574 km	Race Distance	306.458 km
Lap Record	1:13.780 by Kimi Räikkönen (2004)						



## BELGIAN GRAND PRIX – SPA-FRANCORCHAMPS

28 AUGUST 2016 / CIRCUIT DE SPA-FRANCORCHAMPS

First Grand Prix	1950	Number of Laps	44	Circuit Length	7.004 km	Race Distance	308.052 km
Lap Record	1:47.263 by Sebastian Vettel (2009)						



## ITALIAN GRAND PRIX – MONZA

4 SEPTEMBER 2016 / AUTODROME DI MONZA

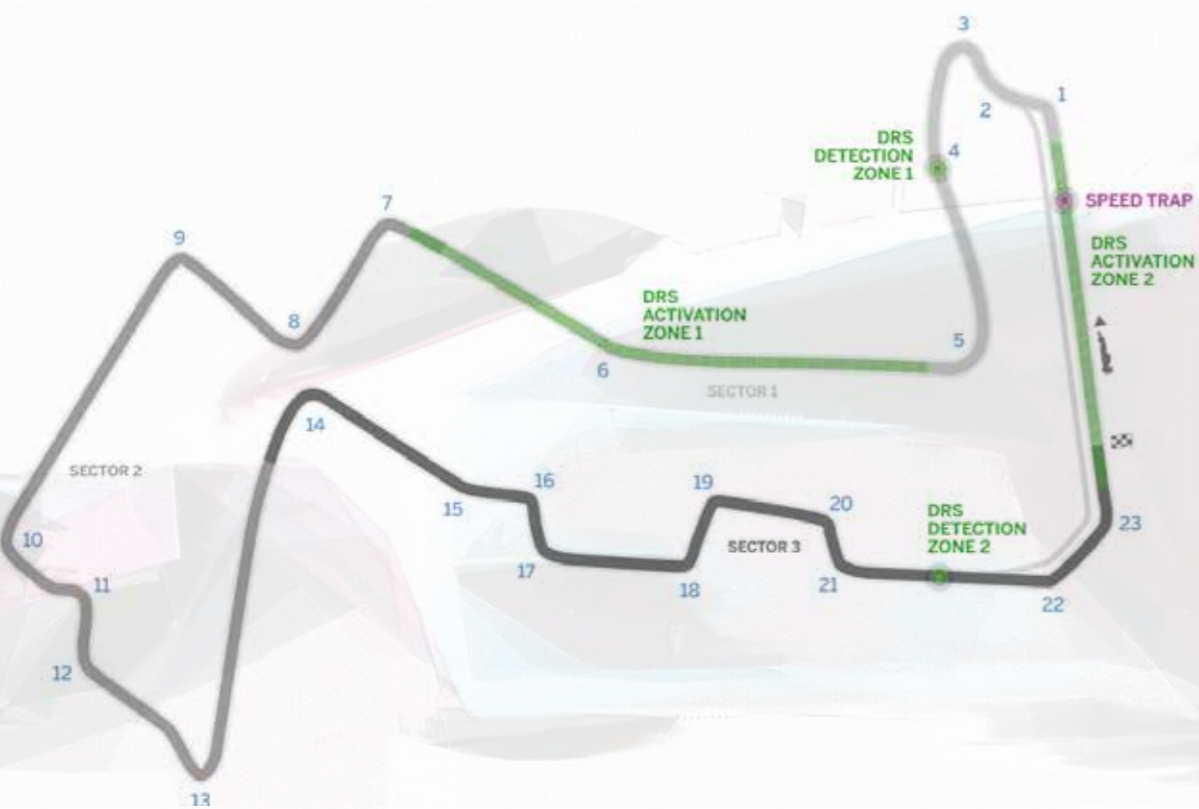
First Grand Prix	1950	Number of Laps	53	Circuit Length	5.793 km	Race Distance	306.720 km
Lap Record	1:21.046 by Rubens Barrichello (2004)						



## SINGAPORE GRAND PRIX – SINGAPORE

18 SEPTEMBER 2016 / MARINA BAY STREET CIRCUIT

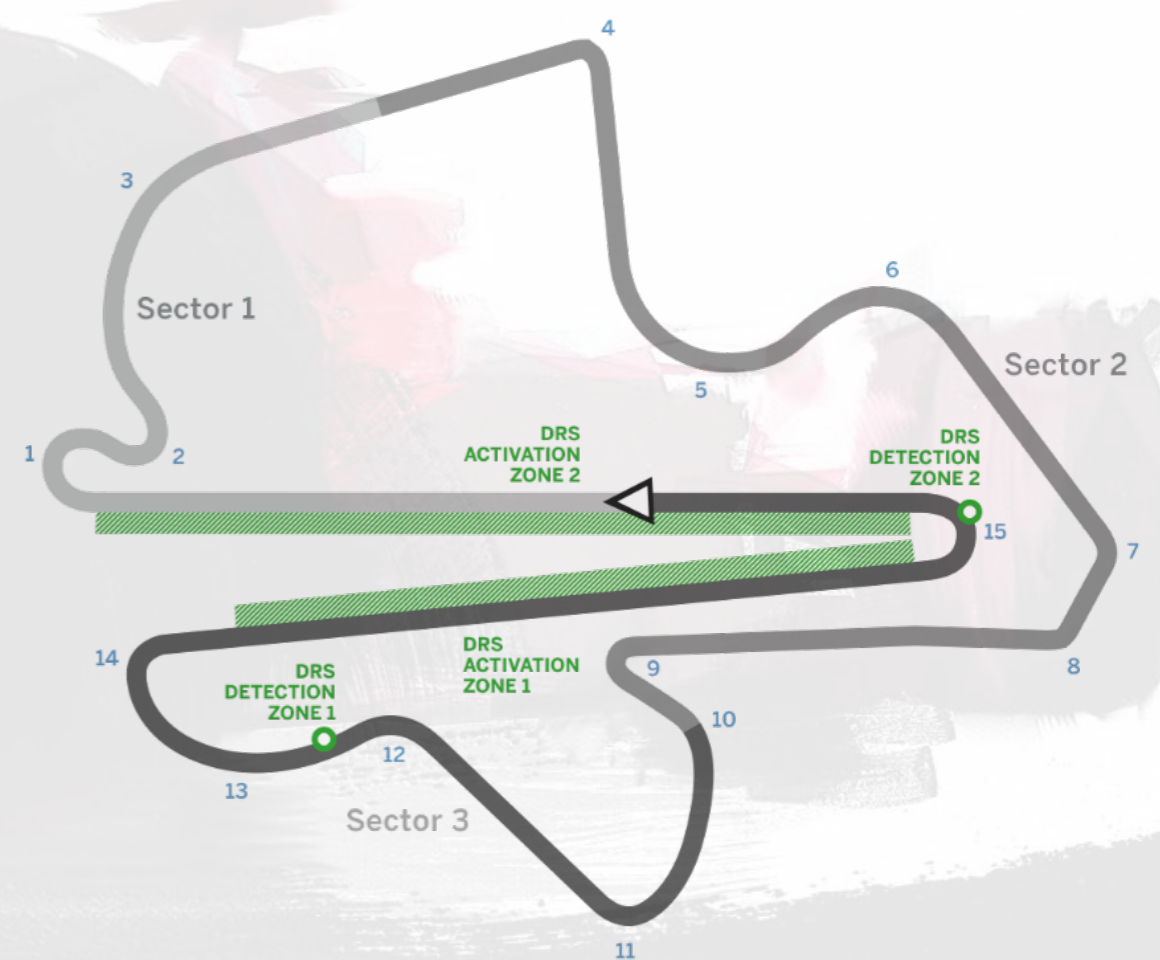
First Grand Prix	2008	Number of Laps	61	Circuit Length	5.065 km	Race Distance	308.828 km
Lap Record	1:50.041 by Daniel Ricciardo (2015)						



## MALYSIAN GRAND PRIX – KUALA LUMPUR

2 OCTOBER 2016 / SEPANG CIRCUIT

First Grand Prix	1999	Number of Laps	56	Circuit Length	5.543 km	Race Distance	310.408 km
Lap Record	1:34.223 by Juan Pablo Montoya (2004)						



## JAPANESE GRAND PRIX – SUZUKA

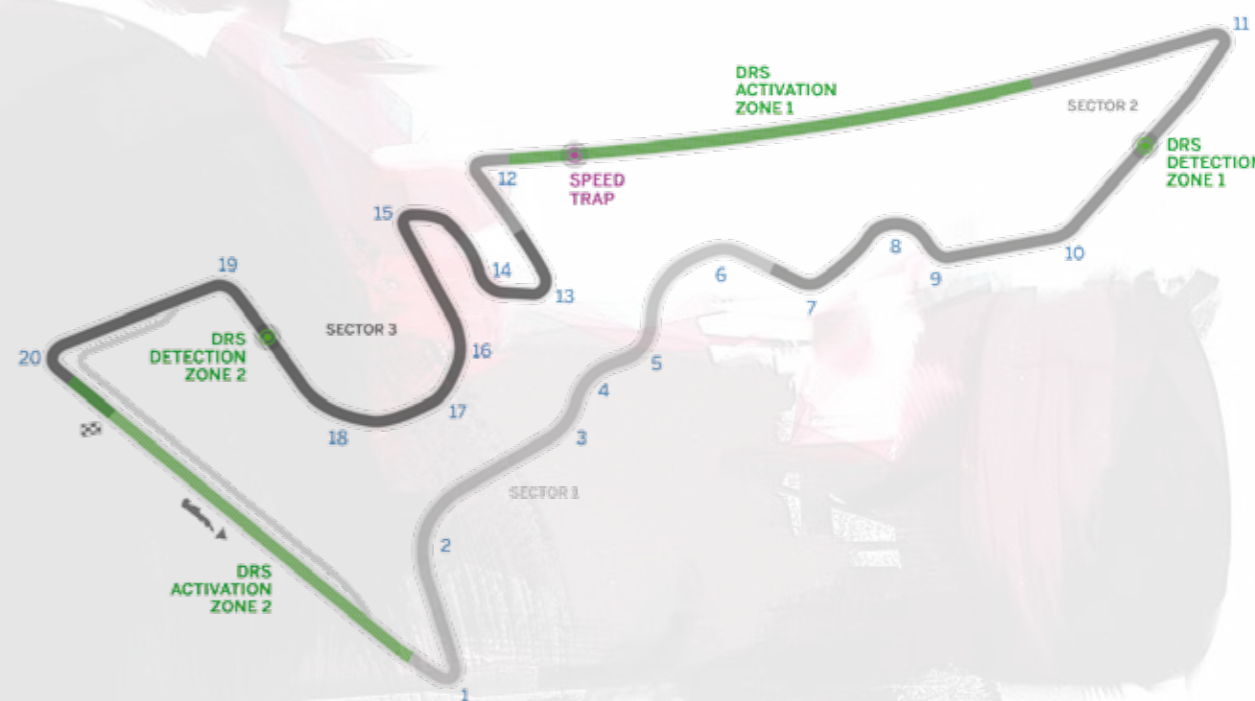
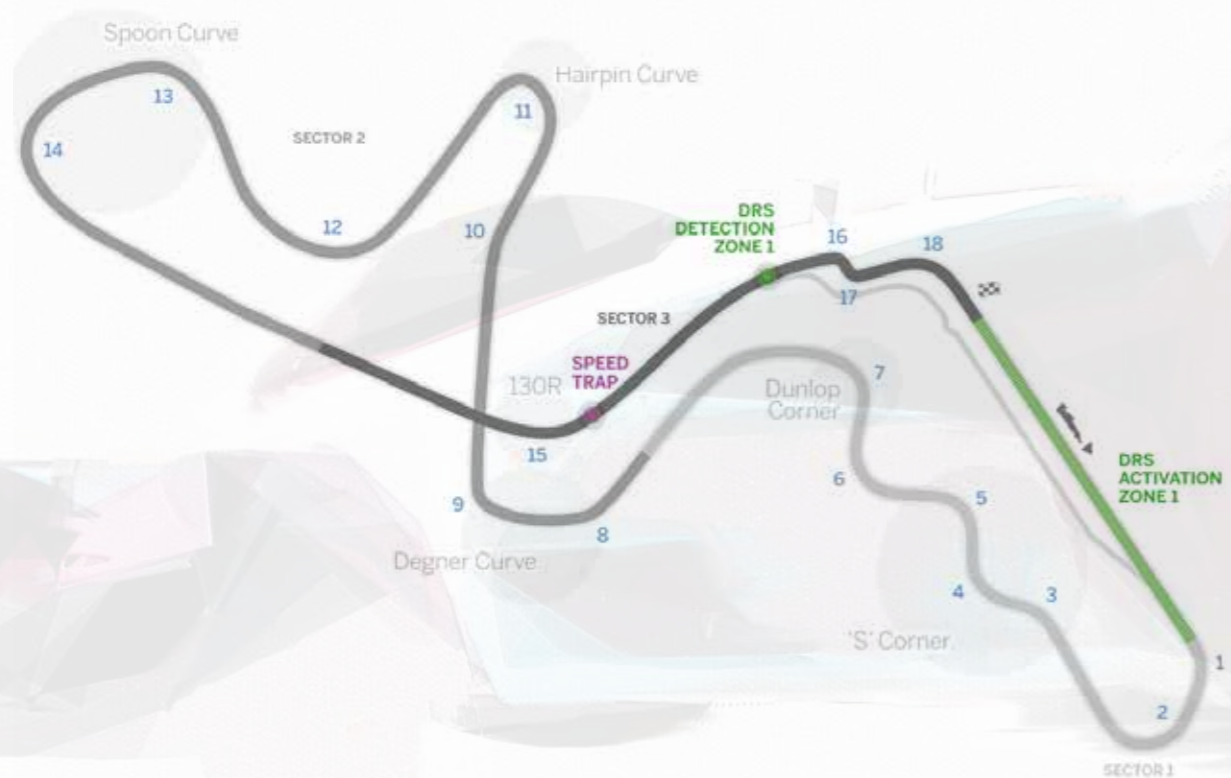
9 OCTOBER 2016 / SUZUKA CIRCUIT

<b>First Grand Prix</b>	1987	<b>Number of Laps</b>	53	<b>Circuit Length</b>	5.807 km	<b>Race Distance</b>	307.471 km
<b>Lap Record</b>	1:31.540 by Kimi Räikkönen (2005)						

## UNITED STATES GRAND PRIX – AUSTIN

23 OCTOBER 2016 / CIRCUIT OF THE AMERICAS

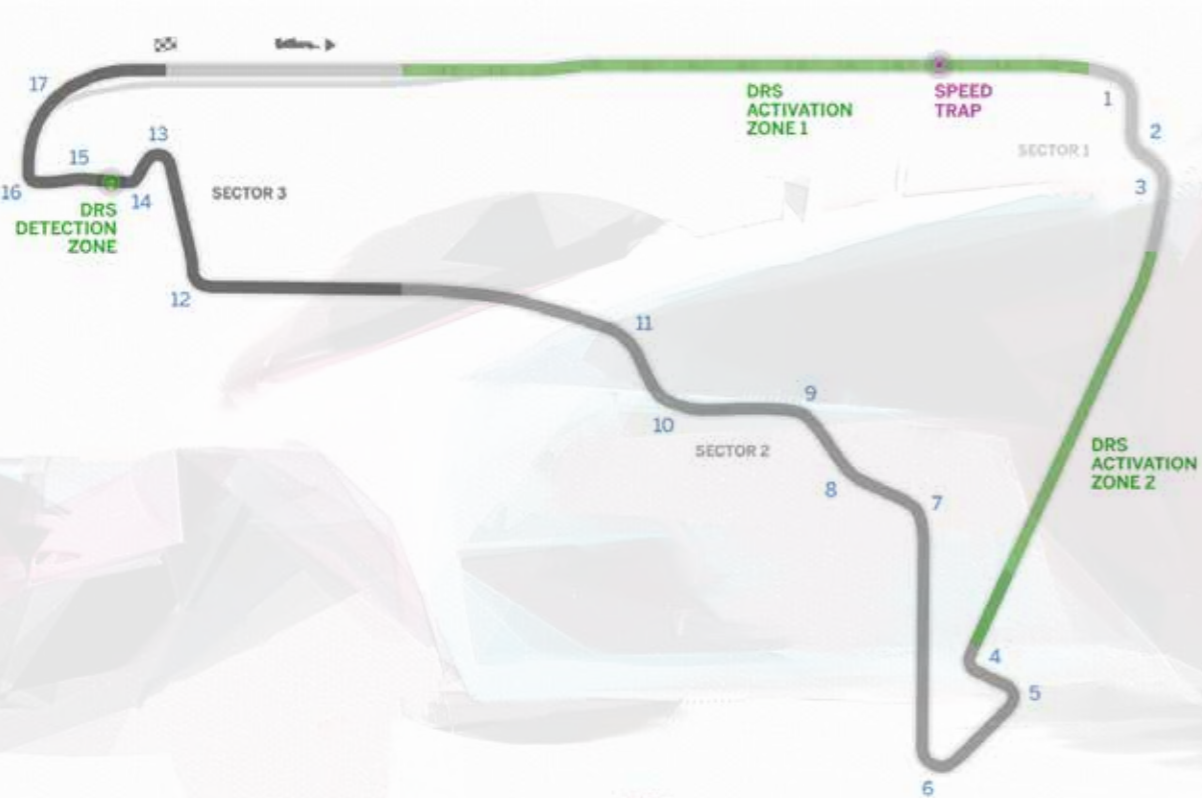
<b>First Grand Prix</b>	2012	<b>Number of Laps</b>	56	<b>Circuit Length</b>	5.513 km	<b>Race Distance</b>	308.405 km
<b>Lap Record</b>	1:39.347 by Sebastian Vettel (2012)						



## MEXICAN GRAND PRIX – MEXICO CITY

30 OCTOBER 2016 / AUTÓDROMO HERMANOS RODRÍGUEZ

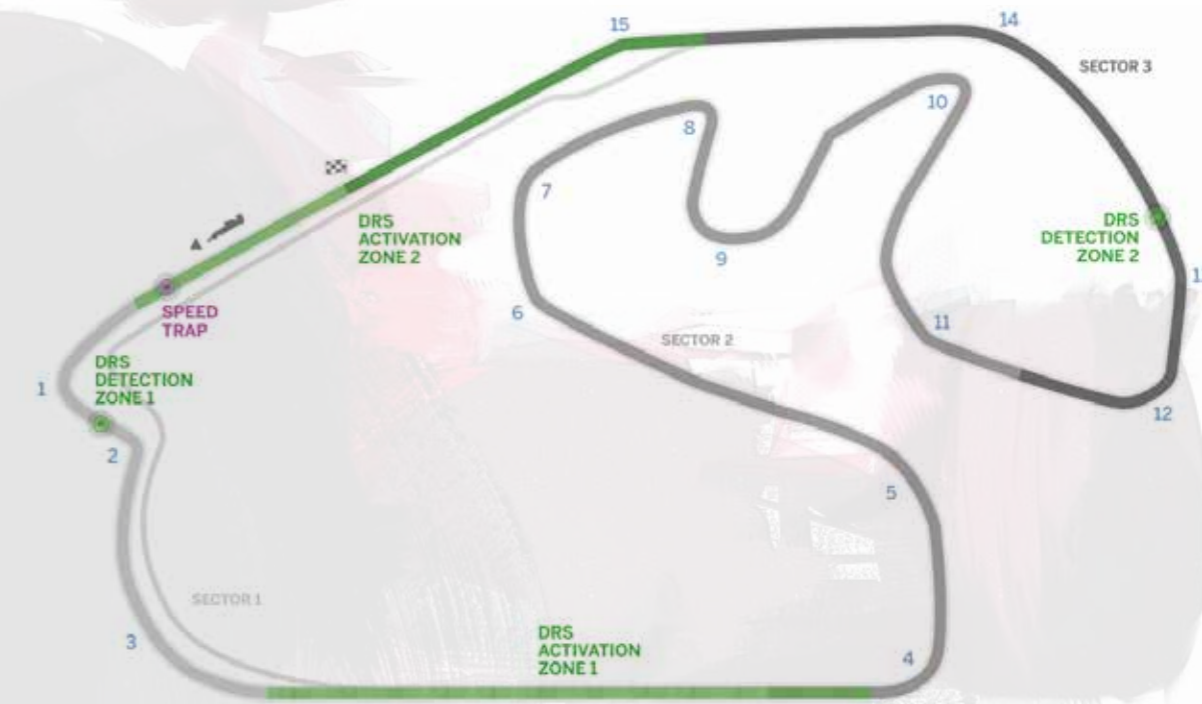
First Grand Prix / 1963    Number of Laps / 71    Circuit Length / 4.304 km    Race Distance / 305.354 km  
Lap Record / 1:20.521 by Nico Rosberg (2015)



## BRAZILIAN GRAND PRIX – SAO PAULO

13 NOVEMBER 2016 / AUTÓDROMO JOSÉ CARLOS PACE

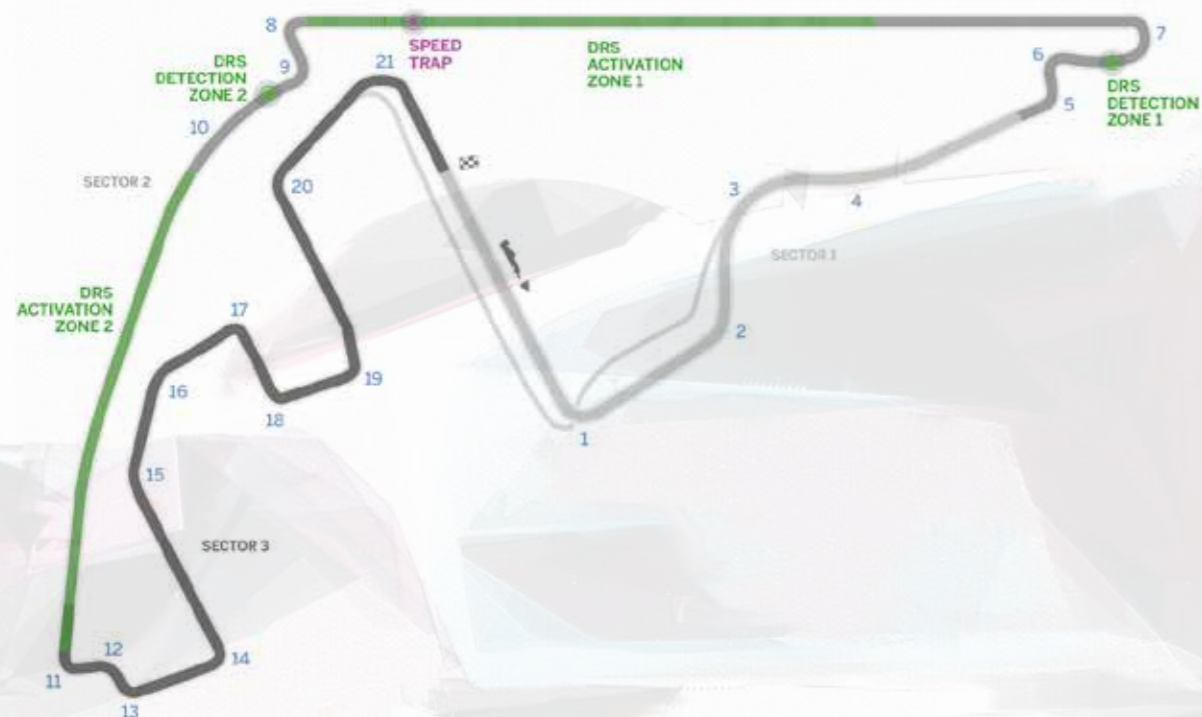
First Grand Prix / 1973    Number of Laps / 71    Circuit Length / 4.309 km    Race Distance / 305.909 km  
Lap Record / 1:11.473 by Juan Pablo Montoya (2004)



## ABU DHABI GRAND PRIX – YAS MARINA

27 NOVEMBER 2016 / YAS MARINA CIRCUIT

**First Grand Prix** / 2009 **Number of Laps** / 55 **Circuit Length** / 5.554 km **Race Distance** / 305.355 km  
**Lap Record** / 1:40.279 by Sebastian Vettel (2009)



## FIA FORMULA 1 DRIVERS' WORLD CHAMPIONSHIP 2016

INTERMEDIATE RANKING (8 OF 21 RACES) / 21 JUNE 2016

Pos.	Driver	Team	Points
1	Nico Rosberg	Mercedes AMG Petronas	141
2	Lewis Hamilton	Mercedes AMG Petronas	117
3	Sebastian Vettel	Scuderia Ferrari	96
4	Kimi Räikkönen	Scuderia Ferrari	81
5	Daniel Ricciardo	Red Bull Racing	78
6	Max Verstappen	Red Bull Racing	54
7	Valtteri Bottas	Williams Martini Racing	52
8	Sergio Pérez	Sahara Force India	39
9	Felipe Massa	Williams Martini Racing	38
10	Daniil Kvyat	Scuderia Toro Rosso	22
11	Romain Grosjean	Haas F1 Team	22
12	Nico Hulkenberg	Sahara Force India	20
13	Fernando Alonso	McLaren Honda	18
14	Carlos Sainz jr.	Scuderia Toro Rosso	18
15	Kevin Magnussen	Renault Sport F1 Team	6
16	Jenson Button	McLaren Honda	5
17	Stoffel Vandoorne	McLaren Honda	1
18	Esteban Gutiérrez	Haas F1 Team	0
19	Jolyon Palmer	Renault Sport F1 Team	0
20	Marcus Ericsson	Sauber F1 Team	0
21	Felipe Nasr	Sauber F1 Team	0
22	Pascal Wehrlein	Manor Racing	0
23	Rio Haryanto	Manor Racing	0

## FIA FORMULA 1 CONSTRUCTORS' WORLD CHAMPIONSHIP 2016

INTERMEDIATE RANKING (8 OF 21 RACES) / 21 JUNE 2016

Pos.	Team	Total Points
1	Mercedes AMG Petronas	258
2	Scuderia Ferrari	177
3	Red Bull Racing	140
4	Williams Martini Racing	90
5	Sahara Force India	59
6	Scuderia Toro Rosso	32
7	McLaren Honda	24
8	Haas F1 Team	22
9	Renault Sport F1 Team	6
10	Sauber F1 Team	0
11	Manor Racing	0

## LIST OF DRIVERS

No.	Driver	Country	Team
06	Nico Rosberg	Germany	Mercedes AMG Petronas F1 Team
44	Lewis Hamilton	United Kingdom	Mercedes AMG Petronas F1 Team
05	Sebastian Vettel	Germany	Scuderia Ferrari
07	Kimi Räikkönen	Finland	Scuderia Ferrari
03	Daniel Ricciardo	Australia	Red Bull Racing
33	Max Verstappen	Netherlands	Red Bull Racing
77	Valtteri Bottas	Finland	Williams Martini Racing
11	Sergio Pérez	Mexico	Sahara Force India F1 Team
19	Felipe Massa	Brazil	Williams Martini Racing
26	Daniil Kvyat	Russia	Scuderia Toro Rosso
08	Romain Grosjean	France	Haas F1 Team
27	Nico Hülkenberg	Germany	Sahara Force India F1 Team
14	Fernando Alonso	Spain	McLaren Honda
55	Carlos Sainz Jr.	Spain	Scuderia Toro Rosso
20	Kevin Magnussen	Denmark	Renault Sport F1 Team
22	Jenson Button	United Kingdom	McLaren Honda
47	Stoffel Vandoorne	Belgium	McLaren Honda
21	Esteban Gutiérrez	Mexico	Haas F1 Team
30	Jolyon Palmer	United Kingdom	Renault Sport F1 Team
09	Marcus Ericsson	Sweden	Sauber F1 Team
12	Felipe Nasr	Brazil	Sauber F1 Team
94	Pascal Wehrlein	Germany	Manor Racing
88	Rio Haryanto	Indonesia	Manor Racing

## OVERVIEW OF DRIVER STATS


UPDATED: 20 JUNE 2016

Driver	F1 Debut	Starts	Poles	Wins	WC Titles
Nico Rosberg	2006	193	25	19	
Lewis Hamilton	2007	175	53	45	2008, 2014, 2015
Kimi Räikkönen	2001	240	16	20	2007
Daniel Ricciardo	2011	96	1	3	
Sebastian Vettel	2007	166	46	42	2010, 2011, 2012, 2013
Felipe Massa	2002	238	16	11	
Romain Grosjean	2009	91	0	0	
Daniil Kvyat	2014	46	0	0	
Valtteri Bottas	2013	65	0	0	
Max Verstappen	2015	27	0	1	
Fernando Alonso	2001	261	22	32	2005, 2006
Kevin Magnussen	2014	28	0	0	
Nico Hülkenberg	2010	104	1	0	
Carlos Sainz jr.	2015	27	0	0	
Sergio Pérez	2011	103	0	0	
Jenson Button	2000	295	8	15	2009
Stoffel Vandoorne	2016	1	0	0	
Jolyon Palmer	2016	8	0	0	
Marcus Ericsson	2014	43	0	0	
Pascal Wehrlein	2016	8	0	0	
Felipe Nasr	2015	27	0	0	
Esteban Gutiérrez	2013	46	0	0	
Rio Haryanto	2016	8	0	0	

## MERCEDES AMG PETRONAS FORMULA ONE TEAM

Country:	Germany	First Season:	1954
Headquarters:	Brackley, UK	Constructors' Titles:	2
Team Manager:	Toto Wolff	Best Position:	1 (x 43)
Technical Manager:	Paddy Lowe	Pole Positions:	52
Car:	F1 W07 Hybrid	Fastest Lap:	34
Engine:	Mercedes		


	Lewis Hamilton	Nico Rosberg
<b>Country</b>	United Kingdom	Germany
<b>Date of Birth</b>	07/01/1985	27/06/1985
<b>Place of Birth</b>	Stevenage	Wiesbaden
<b>Best Starting Position</b>	1	1
<b>No. of GP Races</b>	175	193
<b>Podium Finishes</b>	92	46
<b>Best Position</b>	1 (x 45)	1 (x 19)
<b>Championship Titles</b>	3	0



## RED BULL RACING

Country:	Austria	First Season:	1997
Headquarters:	Milton Keynes, UK	Constructors' Titles:	4
Team Manager:	Christian Horner	Best Position:	1 (x 51)
Technical Manager:	Adrian Newey	Pole Positions:	58
Car:	RB12	Fastest Lap:	48
Engine:	TAG Heuer		

	Daniel Ricciardo	Max Verstappen
<b>Country</b>	Australia	Netherlands
<b>Date of Birth</b>	01/07/1989	30/09/1997
<b>Place of Birth</b>	Perth	Hasselt, Belgium
<b>Best Starting Position</b>		1
<b>No. of GP Races</b>	96	27
<b>Podium Finishes</b>	11	1
<b>Best Position</b>	1 (x 3)	1 (x 1)
<b>Championship Titles</b>	0	0



## SCUDERIA FERRARI

Country:	Italy	First Season:	1950
Headquarters:	Maranello, Italy	Constructors' Titles:	16
Team Manager:	Maurizio Arrivabene	Best Position:	1 (x 225)
Technical Manager:	James Allison	Pole Positions:	201
Car:	SF16-H	Fastest Lap:	232
Engine:	Ferrari 1.6 V6		



	Sebastian Vettel	Kimi Räikkönen
<b>Country</b>	Germany	Finland
<b>Date of Birth</b>	03/07/1987	17/10/1979
<b>Place of Birth</b>	Heppenheim	Espoo
<b>Best Starting Position</b>	1	1
<b>No. of GP Races</b>	166	240
<b>Podium Finishes</b>	84	83
<b>Best Position</b>	1 (x 42)	1 (x 20)
<b>Championship Titles</b>	4	1



## WILLIAMS MARTINI RACING

Country:	United Kingdom	First Season:	1978
Headquarters:	Grove, UK	Constructors' Titles:	9
Team Manager:	Frank Williams	Best Position:	1 (x 114)
Technical Manager:	Pat Symonds	Pole Positions:	128
Car:	FW38	Fastest Lap:	133
Engine:	Mercedes		

	Felipe Massa	Valtteri Bottas
<b>Country</b>	Brazil	Finland
<b>Date of Birth</b>	25/04/1981	28/08/1989
<b>Place of Birth</b>	São Paulo	Nastola
<b>Best Starting Position</b>		1
<b>No. of GP Races</b>	238	65
<b>Podium Finishes</b>	41	9
<b>Best Position</b>	1 (x 11)	2 (x 2)
<b>Championship Titles</b>	0	0



Updated: 20/06/2016

Updated: 20/06/2016



## SCUDERIA TORO ROSSO

Country:	Italy	First Season:	1985
Headquarters:	Faenza, Italy	Constructors' Titles:	N/A
Team Manager:	Franz Tost	Best Position:	1 (x 1)
Technical Manager:	James Key	Pole Positions:	1
Car:	STR11	Fastest Lap:	1
Engine:	Ferrari		


	Daniil Kvyat	Carlos Sainz Jr.
<b>Country</b>	Russia	Spain
<b>Date of Birth</b>	26/04/1994	01/09/1994
<b>Place of Birth</b>	Ufa	Madrid
<b>Best Starting Position</b>		4 5
<b>No. of GP Races</b>	46	27
<b>Podium Finishes</b>	2	0
<b>Best Position</b>	2 (x 1)	6 (x 1)
<b>Championship Titles</b>	0	0



## SAHARA FORCE INDIA F1 TEAM

Country:	India	First Season:	1991
Headquarters:	Silverstone, UK	Constructors' Titles:	N/A
Team Manager:	Vijay Mallya	Best Position:	2 (x 1)
Technical Manager:	Andrew Green	Pole Positions:	1
Chassis:	VJM09	Fastest Lap:	4
Engine:	Mercedes		

	Nico Hülkenberg	Sergio Pérez
<b>Country</b>	Germany	Mexico
<b>Date of Birth</b>	19/08/1987	26/01/1990
<b>Place of Birth</b>	Emmerich	Guadalajara
<b>Best Starting Position</b>		1 4
<b>No. of GP Races</b>	104	103
<b>Podium Finishes</b>	0	7
<b>Best Position</b>	4 (x 2)	2 (x 2)
<b>Championship Titles</b>	0	0




Updated: 20/06/2016

## MCLAREN HONDA FORMULA 1 TEAM

Country:	United Kingdom	First Season:	1966
Headquarters:	Woking, UK	Constructors' Titles:	8
Team Manager:	Eric Boullier	Best Position:	1 (x 182)
Technical Manager:	Tim Goss	Pole Positions:	155
Car:	MP4-31	Fastest Lap:	153
Engine:	Honda		


	Fernando Alonso	Jenson Button
<b>Country</b>	Spain	Great Britain
<b>Date of Birth</b>	29/07/1981	09/03/1985
<b>Place of Birth</b>	Oviedo	Frome
<b>Best Starting Position</b>		1 1
<b>No. of GP Races</b>	261	295
<b>Podium Finishes</b>	97	50
<b>Best Position</b>	1 (x 32)	1 (x 15)
<b>Championship Titles</b>	2	1



## SAUBER F1 TEAM

Country:	Switzerland	First Season:	1993
Headquarters:	Hinwil, Switzerland	Constructors' Titles:	N/A
Team Manager:	Monisha Kaltenborn	Best Position:	1 (x 1)
Car:	C35	Pole Positions:	1
Engine:	Ferrari	Fastest Lap:	5

	Marcus Ericsson	Felipe Nasr
<b>Country</b>	Sweden	Brazil
<b>Date of Birth</b>	02/09/1990	21/08/1992
<b>Place of Birth</b>	Kumla	Brasília
<b>Best Starting Position</b>		9 8
<b>No. of GP Races</b>	43	27
<b>Podium Finishes</b>	0	0
<b>Best Position</b>	8 (x 1)	5 (x 1)
<b>Championship Titles</b>	0	0





Updated: 20/06/2016

## RENAULT SPORT FORMULA 1 TEAM

Country:	France	First Season:	N/A
Headquarters:	Enstone, UK	Constructors' Titles:	2
Team Manager:	Frederic Vasseur	Best Position:	1 (x 20)
Technical Manager:	Bob Bell	Pole Positions:	20
Car:	R.S.16	Fastest Lap:	13
Engine:	Renault		



	Jolyon Palmer	Kevin Magnussen
Country	United Kingdom	Denmark
Date of Birth	20/01/1991	05/10/1992
Place of Birth	Horsham	Roskilde
Best Starting Position	13	4
No. of GP Races	8	28
Podium Finishes	0	1
Best Position	11 (x 1)	2 (x 1)
Championship Titles	0	0



## MANOR RACING MRT

Country:	United Kingdom	First Season:	2010
Headquarters:	Banbury, UK	Constructors' Titles:	N/A
Team Manager:	Dave Ryan	Best Position:	9 (x 1)
Technical Manager:	John McQuilliam	Pole Positions:	N/A
Car:	MRT05	Fastest Lap:	N/A
Engine:	Mercedes		

	Rio Haryanto	Pascal Wehrlein
Country	Indonesia	Germany
Date of Birth	22/01/1993	18/10/1994
Place of Birth	Surakarta	Sigmaringen
Best Starting Position	16	16
No. of GP Races	8	8
Podium Finishes	0	0
Best Position	15 (x 1)	13 (x 1)
Championship Titles	0	0





Updated: 20/06/2016

## HAAS F1 TEAM

Country:	USA	First Season:	N/A
Headquarters:	Kannapolis, USA	Constructors' Titles:	N/A
Team Manager:	Guenter Steiner	Best Position:	5 (x 1)
Technical Manager:	Rob Taylor	Pole Positions:	N/A
Car:	VF-16	Fastest Lap:	N/A
Engine:	Renault		

	Esteban Gutiérrez	Roberto Grosjean
Country	Mexico	France
Date of Birth	05/08/1991	17/04/1986
Place of Birth	Monterrey	Geneva
Best Starting Position	8	2
No. of GP Races	46	91
Podium Finishes	0	10
Best Position	7 (x 1)	2 (x 2)
Championship Titles	0	0



Updated: 20/06/2016

## FIA FORMULA 1 DRIVERS' WORLD CHAMPIONSHIP 2015

Pos.	Driver	Team	Points
1	Lewis Hamilton	Mercedes AMG Petronas F1 Team	381
2	Nico Rosberg	Mercedes AMG Petronas F1 Team	322
3	Sebastian Vettel	Scuderia Ferrari	278
4	Kimi Räikkönen	Scuderia Ferrari	150
5	Valtteri Bottas	Williams Martini Racing	136
6	Felipe Massa	Williams Martini Racing	121
7	Daniil Kvyat	Infiniti Red Bull Racing	95
8	Daniel Ricciardo	Infiniti Red Bull Racing	92
9	Sergio Pérez	Sahara Force India F1 Team	78
10	Nico Hülkenberg	Sahara Force India F1 Team	58
11	Romain Grosjean	Lotus F1 Team	51
12	Max Verstappen	Scuderia Toro Rosso	49
13	Felipe Nasr	Sauber F1 Team	27
14	Pastor Maldonado	Lotus F1 Team	27
15	Carlos Sainz jr.	Scuderia Toro Rosso	18
16	Jenson Button	McLaren Honda	16
17	Fernando Alonso	McLaren Honda	11
18	Marcus Ericsson	Sauber F1 Team	9
19	Roberto Merhi Muntan	Manor Marussia F1 Team	0
20	Alexander Rossi	Manor Marussia F1 Team	0
21	Will Stevens	Manor Marussia F1 Team	0

PROJEKT SPIELBERG GMBH & CO KG  
 RED BULL RING STRASSE 1  
 8724 SPIELBERG, AUSTRIA  
 T +43 3577 202  
 INFORMATION@PROJEKT-SPIELBERG.COM

PROJEKT SPIELBERG GMBH & CO KG  
 RED BULL RING STRASSE 1  
 8724 SPIELBERG, AUSTRIA  
 T +43 3577 202  
 INFORMATION@PROJEKT-SPIELBERG.COM

## FIA FORMULA 1 WORLD CHAMPIONSHIP RACE WINNERS 2015

Grand Prix	Driver	Team	Time
Australien	Lewis Hamilton	Mercedes	1:31:54.067
Malaysia	Sebastian Vettel	Scuderia Ferrari	1:41:05.793
China	Lewis Hamilton	Mercedes	1:39:42.008
Bahrain	Lewis Hamilton	Mercedes	1:35:05.809
Spanien	Nico Rosberg	Mercedes	1:41:12.555 <sup>4</sup>
Monaco	Nico Rosberg	Mercedes	1:49:18.420
Kanada	Lewis Hamilton	Mercedes	1:31:53.145
Österreich	Nico Rosberg	Mercedes	1:30:16.930
Großbritannien	Lewis Hamilton	Mercedes	1:31:27.729
Ungarn	Sebastian Vettel	Scuderia Ferrari	1:46:09.985
Belgien	Lewis Hamilton	Mercedes	1:23:40.387
Italien	Lewis Hamilton	Mercedes	1:18:00.688
Singapur	Sebastian Vettel	Scuderia Ferrari	2:01:22.118
Japan	Lewis Hamilton	Mercedes	1:28:06.508
Russland	Lewis Hamilton	Mercedes	1:37:11.024
USA	Lewis Hamilton	Mercedes	1:50:52.703
Mexiko	Nico Rosberg	Mercedes	1:42:35.038
Brasilien	Nico Rosberg	Mercedes	1:31:09.090
Abu Dhabi	Nico Rosberg	Mercedes	1:38:30.175

## FIA FORMULA 1 CONSTRUCTORS' WORLD CHAMPIONSHIP 2015

Pos.	Team	Total Points
1	Mercedes AMG Petronas F1 Team	703
2	Scuderia Ferrari	428
3	Williams Martini Racing	257
4	Infiniti Red Bull Racing	187
5	Sahara Force India F1 Team	136
6	Lotus F1 Team	78
7	Scuderia Toro Rosso	67
8	Sauber F1 Team	36
9	McLaren Honda	27
10	Manor Marussia F1 Team	0





