



## 2015 UNITED STATES GRAND PRIX

---

**From** The FIA Formula One Race Director  
**To** All Teams, All Officials

**Document** 2  
**Date** 22 October 2015  
**Time** 09:15

---

**Title** Event Notes

**Description** Event Notes

**Enclosed** Event Notes 22-10-2015.pdf

**Charlie Whiting**

**The FIA Formula One Race Director**



## 2015 UNITED STATES GRAND PRIX

---

<b>From</b>	The FIA Formula One Race Director	<b>Document</b>	2
<b>To</b>	Formula One Team Managers	<b>Date</b>	22 October 2015
		<b>Time</b>	09.00

---

### EVENT NOTES

**22 OCTOBER 2015**

**1) Issues arising from the Russian Grand Prix**

**2) Changes to the circuit**

- 2.1 The artificial grass has been removed on the exit of turns 11, 12, 15 and 20 and replaced by 50mm high bumps at 90° to the track.
- 2.2 Artificial grass has been removed from behind all entry and apex kerbs as well as the exit kerbs on turns 2, 6, 7, 13, 14, 16, 17 and 18.
- 2.3 The artificial grass has been renewed behind the kerb on the exit of turn 19.

**3) Pit lane map**

- 3.1 Safety Car lines.
- 3.2 The location of the pit entry and the pit exit.
- 3.3 Designated garage areas.
- 3.4 Safety Car position for first lap and rest of race.
- 3.5 Blue flag marshal.
- 3.6 Safety Car "arrow man".

**4) Weighing and weighing platform**

- 4.1 The weighing platform will be open between the following times, each visit should last no more than 10 minutes unless no other team is waiting in the pit lane :
  - a) From 09.00 Thursday until 12.30 on Saturday (between 11.00 and 12.30 each visit will be restricted to five minutes).
  - b) From when the cars are returned to the teams after qualifying until 17.30 on Saturday.

c) From 09.00 until 13.00 on Sunday.

Any team found to be abusing the time limits set out above, which we will be enforced by FIA security personnel and our own CCTV, will not be permitted to use the weighbridge again during the Event.

## **5) Practice starts during practice sessions**

5.1 Practice starts may only be carried out at the pit exit on the asphalt to the left of the fast lane and, for the avoidance of doubt, this includes any time the pit exit is open for the race.

5.2 Reminder about Article 38.1 :

*“All drivers going to the pit exit at this time must do so at a constant speed and with constant throttle. This applies over the whole of the pit lane whether a driver is going to the pit exit from his garage or travelling through the pit lane between reconnaissance laps.”*

This paragraph prohibits practice starts, bite point checks and burn outs during these times. In order to ensure that this requirement is respected cars leaving the pit lane at this time may only do so directly from their garage, not from their pit stop position.

5.3 For reasons of safety and sporting equity, cars may not stop in the fast lane at any time the pit exit is open without a justifiable reason (a practice start is not considered a justifiable reason).

## **6) Pit entry and pit exit**

6.1 In accordance with Chapter 4 (Section 5) of Appendix L to the ISC drivers must keep to the left of the white line at the pit exit when leaving the pits, no part of any car leaving the pits may cross this line.

6.2 For safety reasons drivers must stay to the left of the bollard at the pit entry.

6.3 The dotted white lines across the pit entry and the pit exit are the track edges.

6.4 There is a small light panel on the driver's left at the start of the pit entry which will be operated if a car is stopped or going slowly around the corner of the pit entry.

## **7) Support races**

7.1 Please be kind enough to align your barriers on the yellow line on the second break in the concrete apron (approximately ten metres from the front of your garages) during all support practice sessions and races.

## **8) DRS**

8.1 DRS will be globally disabled if panels 1, 2, 10, 11, 12, 13, 19 or 20 are displaying yellow.

8.2 Detection will be automatically disabled if the light panels below are displaying yellow :

**Zone 1** : Panels 8 or 9.

**Zone 2** : Panel 18.

8.3 If automatic detection is not working , and permission has been given by race control to use manual detection, DRS must not be used in the relevant zone if panels 8, 9 or 18 is displaying yellow.

## **9) Light panels**

9.1 The FIA light panels have been installed in the positions shown on the circuit map. In accordance with Appendix H to the ISC the light signals have the same meaning as flag signals.

**10) Drivers leaving their pit stop position in the pit lane**

10.1 For safety reasons, no car should be driven from its pit stop position at any time unless :

- a) It has first been driven into the pit stop position having just entered the pit lane from the track, and ;
- b) It is then driven immediately back onto the track from the pit stop position.

**11) Fire extinguishers around the circuit**

11.1 Indicated by white boards with an red letter 'F' on the guardrails or debris fences.

**12) Places to remove cars from the track**

12.1 Indicated by fluorescent orange panels on the walls or guardrails.

**13) Removing cars from the grid**

13.1 Via the gates in the pit wall in front of pole position or beside grid positions 2 and 14.

**14) Car number boards for the start**

14.1 On the driver's left.

**15) Post race parc fermé**

15.1 All cars should complete a full slowing down lap and enter the pits normally. All cars, except the first three, will then be stopped in the weighing area.



The first three cars should proceed half way down the pit lane, without stopping, to the area under the podium.

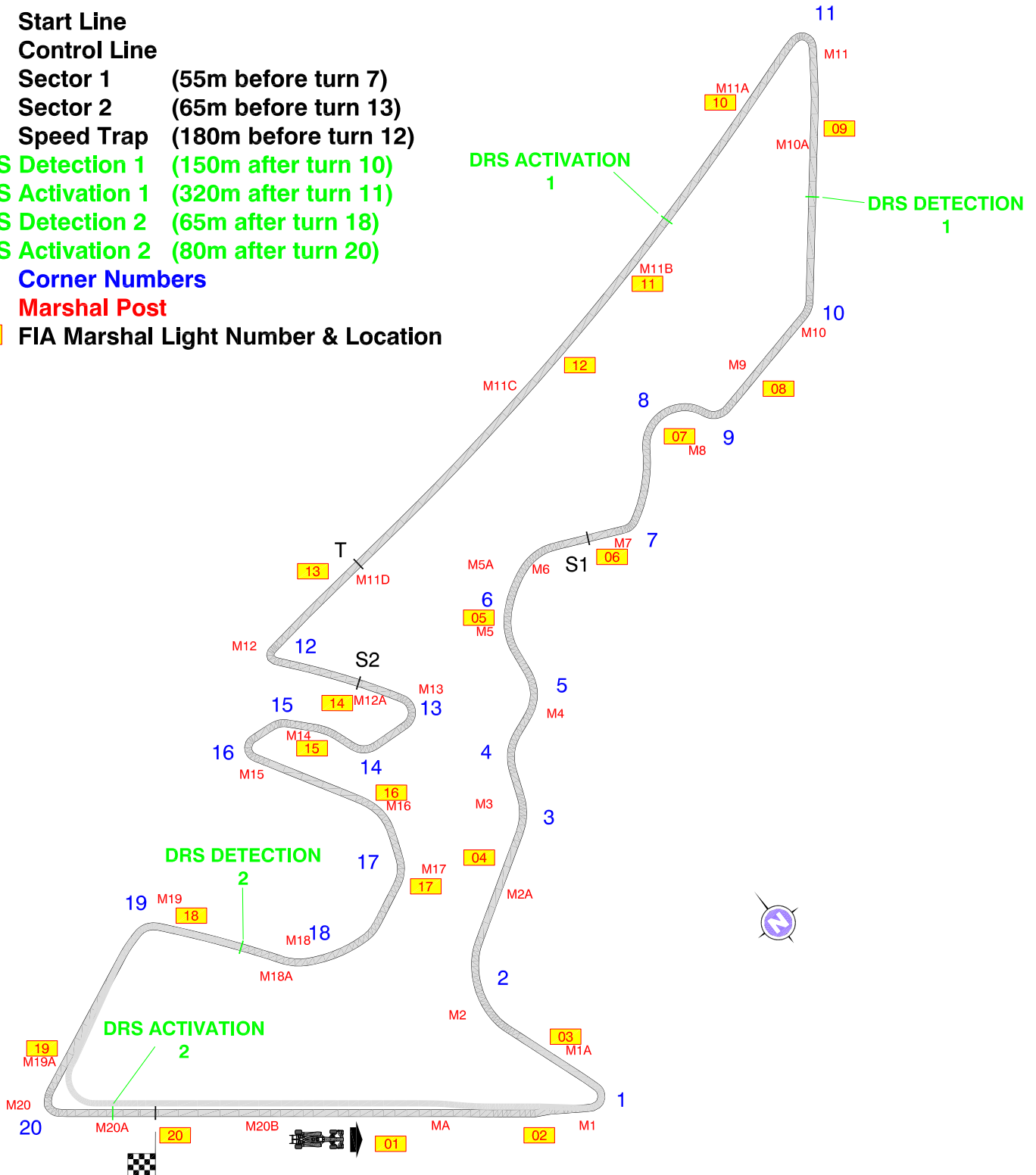
**16) Any other business**



Charlie Whiting  
FIA Formula One Race Director

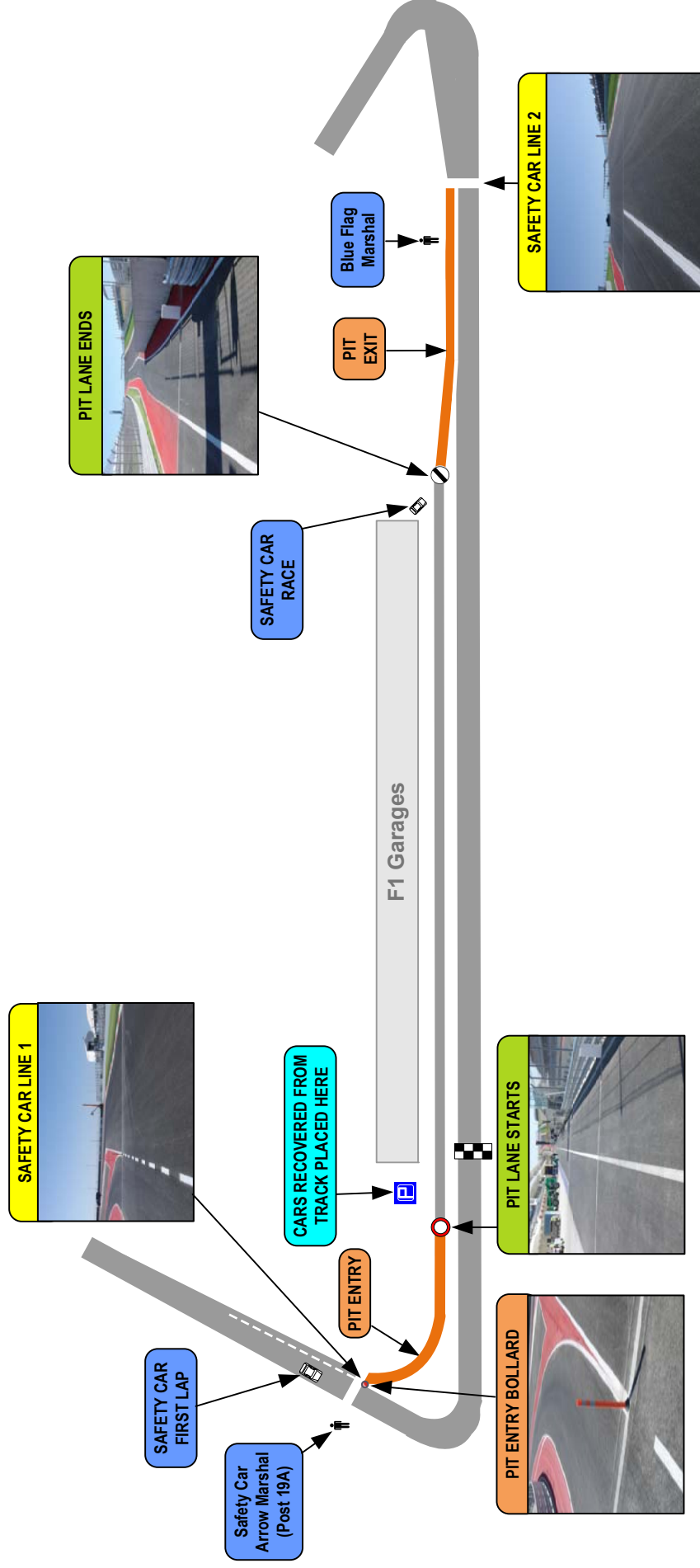
**Circuit Map**

-  **Start Line**
-  **Control Line**
- S1 Sector 1 (55m before turn 7)**
- S2 Sector 2 (65m before turn 13)**
- T Speed Trap (180m before turn 12)**
- DRS Detection 1 (150m after turn 10)**
- DRS Activation 1 (320m after turn 11)**
- DRS Detection 2 (65m after turn 18)**
- DRS Activation 2 (80m after turn 20)**
- 15 Corner Numbers**
- M22 Marshal Post**
- 22 FIA Marshal Light Number & Location**



**Circuit Centreline Length = 5.513 km**

**2015 FORMULA 1 UNITED STATES GRAND PRIX - Austin**



Position	Team	Position	Team
1	FIA	25	Lotus
2	FIA	26	Lotus
3	FOM	27	Lotus
4	Mercedes	28	Marussia
5	Mercedes	29	Marussia
6	Mercedes	30	Marussia
7	Red Bull	31	Sauber
8	Red Bull	32	Sauber
9	Red Bull	33	Sauber
10	Williams	34	FOM
11	Williams		
12	Williams		
13	Ferrari		
14	Ferrari		
15	Ferrari		
16	McLaren		
17	McLaren		
18	McLaren		
19	Force India		
20	Force India		
21	Force India		
22	Toro Rosso		
23	Toro Rosso		
24	Toro Rosso		
25	Lotus		
26	Lotus		
27	Lotus		
28	Marussia		
29	Marussia		
30	Marussia		
31	Sauber		
32	Sauber		
33	Sauber		
34	FOM		

Position	Team	Position	Team
1	Designated Garage Areas	19	Force India
2	Designated Garage Areas	20	Force India
3	Designated Garage Areas	21	Force India
4	Designated Garage Areas	22	Toro Rosso
5	Designated Garage Areas	23	Toro Rosso
6	Designated Garage Areas	24	Toro Rosso
7	Designated Garage Areas	25	Lotus
8	Designated Garage Areas	26	Lotus
9	Designated Garage Areas	27	Lotus
10	Designated Garage Areas	28	Marussia
11	Designated Garage Areas	29	Marussia
12	Designated Garage Areas	30	Marussia
13	Designated Garage Areas	31	Sauber
14	Designated Garage Areas	32	Sauber
15	Designated Garage Areas	33	Sauber
16	Designated Garage Areas	34	FOM