



2015 FORMULA 1
RUSSIAN
GRAND PRIX

SOCHI
09-10-11 OCTOBER



2015

formulaoneTMmedia

OFFICIAL MEDIA KIT



TABLE OF CONTENTS

PART 1	GENERAL INFORMATION	
	Sochi Autodrom Specifics	3-5
	Circuit Map	6-7
	2015 Timetable	8-10
PART 2	MEDIA SERVICES	
	Responsibilities: Track / FIA / Media Centre	11
	Accreditation / Media Centre Opening hours	12
	Media Centre / Photographers' area: Facilities	13
	Shuttle Services: Route / Timetable	14
	Press conferences	15
PART 3	2015 FIA FORMULA ONE WORLD CHAMPIONSHIP	
	New Rules 2015	16-17
	Calendar	18
	Entry list	19
	Circuit Characteristics & Results - AUSTRALIAN GRAND PRIX	20-21
	Circuit Characteristics & Results - MALAYSIAN GRAND PRIX	22-23
	Circuit Characteristics & Results - BAHRAIN GRAND PRIX	24-25
	Circuit Characteristics & Results - CHINESE GRAND PRIX	26-27
	Circuit Characteristics & Results - SPANISH GRAND PRIX	28-29
	Circuit Characteristics & Results - MONACO GRAND PRIX	30-31
	Circuit Characteristics & Results - CANADIAN GRAND PRIX	32-33
	Circuit Characteristics & Results - AUSTRIAN GRAND PRIX	34-35
	Circuit Characteristics & Results - BRITISH GRAND PRIX	36-37
	Circuit Characteristics & Results - HUNGARIAN GRAND PRIX	38-39
	Circuit Characteristics & Results - BELGIAN GRAND PRIX	40-41
	Circuit Characteristics & Results - ITALIAN GRAND PRIX	42-43
	Circuit Characteristics & Results - SINGAPORE GRAND PRIX	44-45
	Circuit Characteristics & Results - JAPANESE GRAND PRIX	46-47
	Circuit Characteristics - RUSSIAN GRAND PRIX	48
	Circuit Characteristics - UNITED STATES GRAND PRIX	49
	Circuit Characteristics - MEXICAN GRAND PRIX	50
	Circuit Characteristics - BRAZILIAN GRAND PRIX	51
	Circuit Characteristics - ABU DHABI GRAND PRIX	52



PART 4	2015 FIA FORMULA ONE WORLD CHAMPIONSHIP - STATISTICS	
	Standings: Drivers' and Constructors' Classifications	53-56
	Pole Position Winner - Fastest Laps	57
PART 5	2015 FIA FORMULA ONE CHAMPIONSHIP - TEAMS & DRIVERS	
	Teams and Drivers at a Glance	58-59
	Mercedes AMG Petronas F1 Team	60
	Infiniti Red Bull Racing	61
	Williams Martini Racing	62
	Scuderia Ferrari	63
	McLaren Honda	64
	Sahara Force India F1 Team	65
	Lotus F1 Team	66
	Sauber F1 Team	67
	Scuderia Toro Rosso Team	68
	Manor Marussia F1 Team	69
PART 6	HISTORY BOOK – FACTS & FIGURES	
	Driver World Champions 1951- 2014	70-71
	Constructors World Champions 1951 – 2014	72-73
	Drivers' & Constructors' Records	74-75
PART 7	SUPPORT RACES	
	GP2 Series	
	GP3 Series	76-86
		87-96
PART 8	ENTERTAINMENT PROGRAMME	
	Concerts	97
	F1 Village & Autograph Sessions	98
	Game Zone & Extreme Park	99
PART 9	SOCHI AUTODROM TRAVEL GUIDE	
	Sochi Travel Information	100-103
	Sochi at a Glance	104
	Restaurants	105-106
	Shopping & Money	107
	Car Rentals & Taxis	108
	Train Stations	109
	Emergency Numbers	110



GENERAL INFORMATION

SOCHI AUTODROM SPECIFICS

UNIQUE FEATURES:

Sochi Autodrom is the first circuit in Russia to have hosted the Formula 1 Grand Prix and the only Russian Autodrom that operates all year-round.

The well-developed infrastructure in close proximity of the Olympic Park and Sochi Autodrom includes a wide range of modern hotels of different categories and a convenient transport network with a nearby airport and a transport hub with train and bus connections.

Sochi Autodrom is one of the few Formula 1 venues to have team buildings specially constructed near the pit boxes. These buildings allow teams to operate away from their motorhomes, thereby simplifying logistics considerably.

Sochi Autodrom's Race Control building is the first in the world to have a video control system with Real-Time Full HD technology ensuring high quality images on 56 screens tracking the cars' traffic. The system is based on data collected from 48 Speed Dome cameras located on the perimeter of the racing track.

Sochi Autodrom engineers have developed a unique race protocol management system that was successfully tested at the 2014 Russian Grand Prix. The system allows engineers to manage the protocol in an automatic mode with the help of a special program with a real-time mode, which makes it unique in global terms.



SOCHI AUTODROM SPECIFICS

INFRASTRUCTURE:

Main Characteristics

Length of the circuit – **5854 m**
Width of the circuit – ranges from **13 to 15 m**
Number of turns – **12** right and **6** left (**18** in total)
Driving direction – **clockwise**
The lengthy third turn – with a **negative camber** where Formula 1 cars reach the speed **over 300 km/h**
Maximum speed reached by Formula 1 cars at the Russian Grand Prix – **334 km/h**
Average speed reached by Formula 1 cars at the Russian Grand Prix – **226 km/h**

Race Control

4 floors, 5,800 sq.m, with the headquarters of the motorsport events management, race director office, the Formula One Management (FOM) and International Automobile Federation (FIA) offices (during the Formula 1 Russian Grand Prix), timing room and engineering communications necessary for organising and controlling how the competition runs.

Team Buildings

2 floors, 6,299 sq.m – **16** buildings for team members. On the ground floor, there are areas for catering and leisure, and a technical room. The first floor includes office rooms, leisure rooms and a terrace.

Pit Building

4 floors, 34,340 sq.m comprises 33 team boxes (garages) (width of each – 6.80 m, length – 17.65 m), as well as FIA and FOM boxes and VIP suites with outside stands (F1 Paddock Club).

Media Centre

Used for accredited media representatives, includes a press workroom (336 seats), photographers' area (104 seats), press conference room (80 seats), studio for individual interviews, and a telecommunications centre.

Medical Centre

1 floor, 497 sq.m located in the circuits perimeter, has a fully equipped reanimation room, two smaller surgery rooms, X-ray room with digital X-ray, burn treating shower and a therapeutic room.

SOCHI AUTODROM SPECIFICS



OPERATIONS:

Motorsport Competition

Since the opening of Sochi Autodrom in September 2014, the venue has hosted many events. Apart from the Formula 1 Grand Prix, a number of significant sporting events have been held here including TCR International Series, North European Zone (NEZ) Championship in the Formula 4 class, Russian Circuit Racing Series, Max Power Cars and Porsche Club Cup motorsport competitions, Russian Triathlon Cup Final, Mazda Sport Cup 2014 Final, Sochi Half Marathon, Russian Formula Masters (Formula 3 class) and the International race of Mitjet 2L series

Educational Projects

Sochi Autodrom recruited over 1,200 volunteers from 12 countries of the world and different regions of Russia to host the Grand Prix and thus made a considerable contribution to the volunteers' movement development. Within the framework of cooperation with the Russian International Olympic University, its students, who are enrolled in the sports management programme, followed a traineeship at Sochi Autodrom. On December 11th, 2014 professors of the University of Bolton and the Moscow State Automobile & Road Technical University (MADI) visited Sochi Autodrom to discuss possibilities of interaction with the Russian Grand Prix promoter in the field of staff training for motorsport competitions' organization.

Commercial Services

The Autodrom's circuit allows it to host open track days, where motorsport fans get the opportunity to test the Formula 1 track for themselves. The Sochi Autodrom's team of professional drivers offers every visitor 'taxi ride' around the circuit. As part of regular venue tours, everyone also has a chance to visit the Race Control building; team boxes and buildings, Paddock Club and VIP lounge.

Sochi Autodrom is also actively used as a site for organising corporate events. Companies are offered spacious rooms to hold press conferences, new product presentations and business meetings of all levels. Sochi Autodrom is ready to offer interesting sponsorship packages and attractive advertisement areas to potential partners.



GENERAL INFORMATION

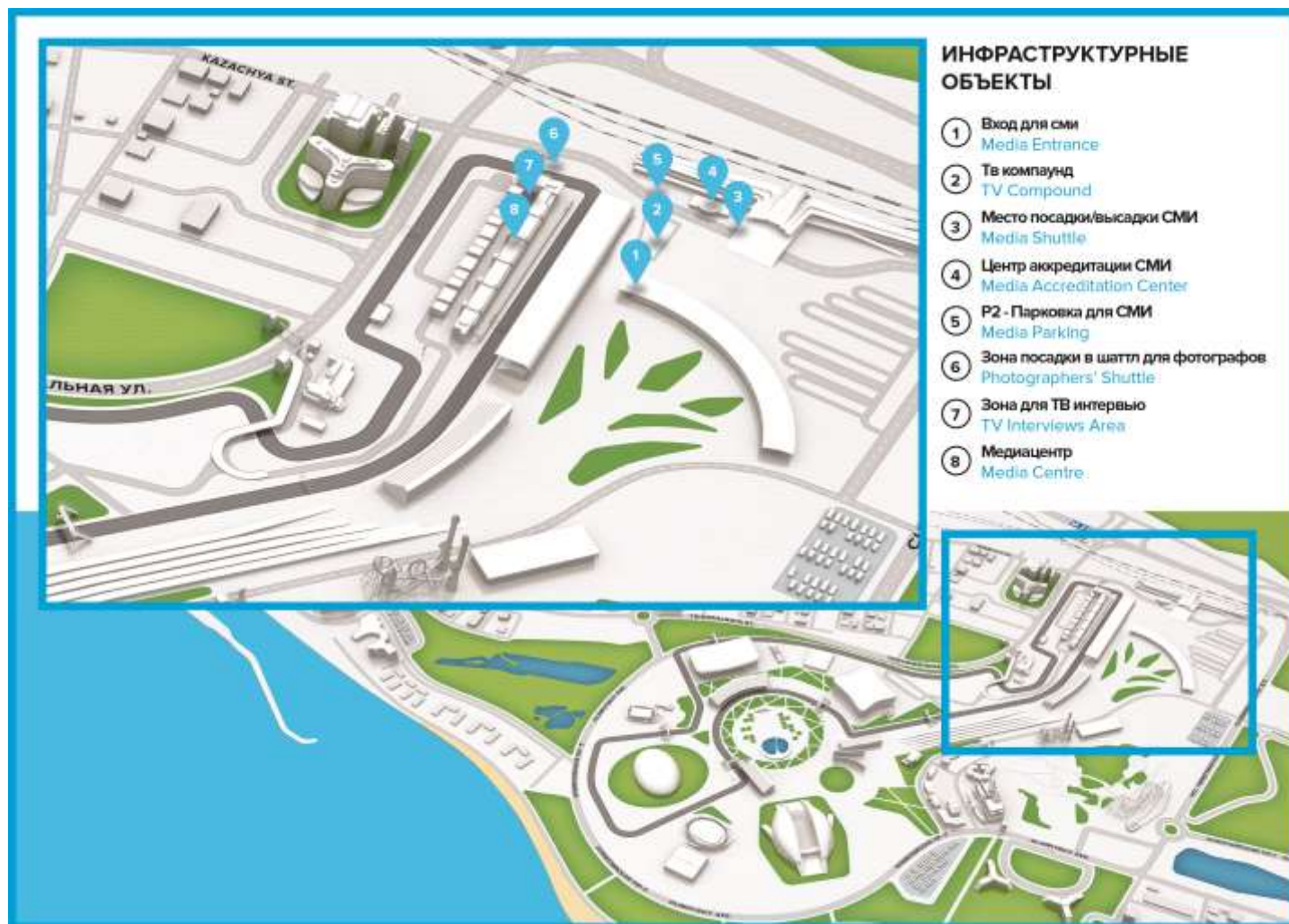
SOCHI AUTODROM CIRCUIT MAP





GENERAL INFORMATION

SOCHI AUTODROM MEDIA SERVICES MAP



**ИНФРАСТРУКТУРНЫЕ
 ОБЪЕКТЫ**

- ① Вход для СМИ
Media Entrance
- ② Тв компаунд
TV Compound
- ③ Место посадки/высадки СМИ
Media Shuttle
- ④ Центр аккредитации СМИ
Media Accreditation Center
- ⑤ P2 - Парковка для СМИ
Media Parking
- ⑥ Зона посадки в шаттл для фотографов
Photographers' Shuttle
- ⑦ Зона для ТВ интервью
TV Interviews Area
- ⑧ Медиацентр
Media Centre



MEDIA SERVICES

TIMETABLE – FIA FORMULA 1 RUSSIAN GRAND PRIX 2015

THURSDAY

10:00	16:00	FORMULA ONE	INITIAL SCRUTINEERING
13:00	15:00	FORMULA ONE	TRACK CLOSED FIA/FOM SYSTEMS CHECKS TRACK ACCESS RESTRICTED TO FIA/FOM ONLY
13:45		FORMULA ONE	TRACK INSPECTION, TRACK COMPLETELY CLEAR
14:00	15:00	FORMULA ONE	HIGH SPEED TRACK TEST – FIA SAFETY AND MEDICAL CARS
15:00		FORMULA ONE	PRESS CONFERENCE – PRESS ROOM
15:15	19:15	PROMOTER ACTIVITY	PUBLIC PIT LANE WALK FOR 4 DAY TICKET HOLDERS ONLY
16:00		FORMULA ONE	TEAM MANAGERS' MEETING
17:00		GP2 SERIES	DRIVERS MEETING
17:30		GP3 SERIES	DRIVERS MEETING

FRIDAY

08:45	09:45	FORMULA ONE	Paddock Club Pit Lane Walk
09:20		FORMULA ONE	MEDICAL INSPECTION
09:30	09:45	FORMULA ONE	TRACK INSPECTION AND TRACK TEST
10:00	11:30¹	FORMULA ONE	FIRST PRACTICE SESSION
12:00	12:45 ¹	GP2 SERIES	PRACTICE SESSION
12:50	13:45	FORMULA ONE	Paddock Club Pit Lane Walk
13:30	13:40	FORMULA ONE	TRACK INSPECTION
14:00	15:30¹	FORMULA ONE	SECOND PRACTICE SESSION
16:00	16:30	GP2 SERIES	QUALIFYING SESSION
16:00	17:00	FORMULA ONE	PRESS CONFERENCE – PRESS ROOM
17:00	17:45 ¹	GP3 SERIES	PRACTICE SESSION
17:00		FORMULA ONE	DRIVERS MEETING
18:30	19:15	TRACK ACTIVITY	MARSHAL PIT LANE WALK

¹fixed end session



MEDIA SERVICES

SATURDAY

08:45		FORMULA ONE	MEDICAL INSPECTION
09:30	10:00	GP3 SERIES	QUALIFYING SESSION
10:15	11:20	FORMULA ONE	PADDOCK CLUB PIT LANE WALK
10:30	11:00	FORMULA ONE	TEAM PIT STOP PRACTICE
11:30	11:45	FORMULA ONE	TRACK INSPECTION & SAFETY CAR TEST
12:00	13:00¹	FORMULA ONE	THIRD PRACTICE SESSION
13:20		GP3 SERIES	PIT LANE OPEN
13:25		GP3 SERIES	PIT LANE CLOSED
13:30*	14:15²	GP3 SERIES	FIRST RACE (20 LAPS OR 40 MINS)
14:20	14:45	FORMULA ONE	PADDOCK CLUB PIT LANE WALK
14:30	14:40	FORMULA ONE	TRACK INSPECTION
15:00	16:00	FORMULA ONE	QUALIFYING SESSION
16:25		GP2 SERIES	PIT LANE OPEN
16:30		GP2 SERIES	PIT LANE CLOSED
16:40*	17:45²	GP2 SERIES	FIRST RACE (30 LAPS OR 60 MINS)

* These times refer to the start of the formation lap, ¹fixed end session ²approx finishing time

PLEASE NOTE THAT THIS TIMETABLE IS SUBJECT TO AMENDMENTS

2015 FORMULA 1 RUSSIAN GRAND PRIX TIMETABLE ISSUE 2



MEDIA SERVICES

TIMETABLE – FIA FORMULA 1 RUSSIAN GRAND PRIX 2015

SUNDAY

09:00		FORMULA ONE	MEDICAL INSPECTION
09:15	09:30	FORMULA ONE	TRACK INSPECTION AND TRACK TEST
09:45		GP3 SERIES	PIT LANE OPEN
09:50		GP3 SERIES	PIT LANE CLOSED
10:00*	10:35²	GP3 SERIES	SECOND RACE (15 LAPS OR 30 MINS)
10:50		GP2 SERIES	PIT LANE OPEN
10:55		GP2 SERIES	PIT LANE CLOSED
11:05*	11:55²	GP2 SERIES	SECOND RACE (21 LAPS OR 45 MINS)
12:00	13:15	FORMULA ONE	PADDOCK CLUB PIT LANE WALK
12:30		FORMULA ONE	DRIVERS TRACK PARADE
12:45	13:15 ²	FORMULA ONE	STARTING GRID PRESENTATION
13:00		FORMULA ONE	MEDICAL INSPECTION
13:05	13:15	AIR DISPLAY	TBC
13:10	13:20	FORMULA ONE	TRACK INSPECTION
13:30		FORMULA ONE	PIT LANE OPEN
13:45		FORMULA ONE	PIT LANE CLOSED GRID FORMATION
13:46		FORMULA ONE	NATIONAL ANTHEM
13:48	13:49	AIR DISPLAY	TBC
14:00*	16:00²	FORMULA ONE	GRAND PRIX (53 LAPS OR 120 MINS)

* These times refer to the start of the formation lap, ¹fixed end session ²approx finishing time

PLEASE NOTE THAT THIS TIMETABLE IS SUBJECT TO AMENDMENTS

2015 FORMULA 1 RUSSIAN GRAND PRIX TIMETABLE ISSUE 2



MEDIA SERVICES

RESPONSIBILITIES

RACE TRACK

Operating Company

Sochi Autodrom
54340 Russian Federation, Krasnodar Region
Sochi Adler District
Triumfalnaya Str. 26
Phone: +7(8622) 41 90 50
Email : info@sochiautodrom.ru
Website: www.sochiautodrom.ru

Clerk of the Course F1/ASN Steward

Sergey Schurkhno
Vasiliv Skryl

FIA

Race Director, Starter and Safety Delegate

Charlie Whiting

Medical Delegate

Professor Jean-Charles Piette

Technical Delegate

Jo Bauer

F1 Head of Communications & Media Delegate

Matteo Bonciani

FIA Observer

Herbie Blash

Stewards

Paul Gutjahr, Enzo Spano,
Derek Daly

MEDIA CENTRE

Media Relations and Communications

Tatyana Rivnaya –
rivnaya@sochiautodrom.ru

National Media Accreditation

Tatyana Rivnaya –
rivnaya@sochiautodrom.ru

FIA F1 Head of Communications & Media Delegate

Matteo Bonciani –
mbonciani@fia.com

FIA Communications

Pat Behar –
pbehar@fia.com

MEDIA SERVICES



ACCREDITATION AND MEDIA CENTRE

ACCREDITATION

Location	The accreditation centre is located next to the Olympic Park Train station, within a short walk from the Paddock.	
Opening hours	Wednesday 7 th October	11.00 hrs – 18.00 hrs
	Thursday, 8 th October	08.00 hrs – 18.00 hrs
	Friday, 9 th October	08.00 hrs – 16.00 hrs
	Saturday, 10 th October	08.00 hrs – 12.00 hrs
	Sunday, 11 th October	08.00 hrs – 12.00 hrs

MEDIA CENTRE

Location	The Media Centre is located above the garages.	
Opening Hours	Wednesday 7 th October	12.00 hrs – 20.00 hrs
	Thursday, 8 th October	09.00 hrs – 22.00 hrs
	Friday, 9 th October	07.00 hrs – 23.00 hrs
	Saturday, 10 th October	07.00 hrs – 23.00 hrs
	Sunday, 11 th October	07.00 hrs – open end *
	*until the last journalist/ photographer leaves	

FACILITIES

- Press room**
- 336 Seats
 - 1 Printer
 - 8 public telephones
 - Private telephones as requested
 - 80 TV/Timing monitors
 - 8 Internet workstations (free of charge)
 - 336 lockers
- (Please obtain a key from one of the Media Centre staff at the reception desk. A small deposit per key is applicable.)



MEDIA SERVICES

FACILITIES

Photographer's Area

The photographers' area comprises the following:

- Camera Service Centre
- 24 TV/Timing monitors
- 104 Seats
- 120 Lockers

(Please obtain a key from the reception in the photographers' room. A small deposit per key is applicable).

Cleaning and servicing for cameras is available.

Camera technicians will be able to assist you in the photographers' area.

TV/Radio

29 soundproof boxes are available to television and radio commentators.
24 single booths and 5 double.



MEDIA SERVICES

SHUTTLE SERVICES

PHOTOGRAPHERS' SHUTTLES

Route	A photographers' shuttle service is provided non-stop during the Formula One practice sessions and race to important locations around the track, using the service road. This service is also in operation during the GP2/GP3 practice sessions and the GP2/GP3 race.
Operating Hours	Please refer to the schedule on the official notice board in the photographers' room.
Photographers' Towers	Please refer to the map on the official notice board in the photographers' room for information on the positions of the photographers' towers.
Crossing the track	Crossing the track is not allowed from 30 minutes before each practice session and 60 minutes before the Grand Prix race.

MEDIA SHUTTLES

	FM2	FM3	FM4	FM5
	Alexandrovsky Sad - Autodrom	Ext. Service Rd (loop route)	Int. Service Rd (loop route)	Paddock Iceberg (on demand)
Wed 7 Oct	10.45 – 20.30	NA	NA	NA
Thu 8 Oct	07.45 – 22.30	NA	NA	NA
Fri 9 Oct	06.45 – 23.30	09.00 – 18.45	09.00 – 18.45	09.00 – 18.45
Sat 10 Oct	06.45 – 23.30	08.30 – 18.45	08.30 – 18.45	08.30 – 18.45
Sun 11 Oct	06.45 – 00.00	09.00 – 17.30	09.00 – 17.30	09.00 – 17.30

Shuttle buses will be running every 20 minutes from the official media hotel Aleksandrovskiy Sad.

Notice	Journalists and photographers who wish to stay beyond the operating hours are kindly requested to contact the Media Centre staff at the reception desk at least one hour before the Media Centre closes.
---------------	--



MEDIA SERVICES

PRESS CONFERENCES

FORMULA ONE

Thursday, 15.00 hrs, in the Media Centre:

Press Conference for a maximum of six drivers, chosen by the FIA Head of Communications & Media Delegate.

Friday, 16.00 hrs, in the Media Centre:

Press Conference for six team representatives, chosen by the FIA Head of Communications & Media Delegate.

Saturday, following the Qualifying session:

TV unilateral interview with the top three drivers of the qualifying session (transmitted into the Media Centre).

Saturday, after the TV unilateral interview, at the Media Centre:

Post-Qualifying Press Conference with the top three drivers of the qualifying session.

Sunday, following the podium celebrations:

TV unilateral interview with the top three finishing drivers. (Transmitted into the Media Centre).

Sunday, after the TV unilateral interview, in the Media Centre:

Post-Race Press Conference with the top three finishing drivers.

Notice:

Photographers are kindly requested to use the platform that has been provided behind the rows for the journalists.



2015 FIA FORMULA ONE WORLD CHAMPIONSHIP

NEW RULES IN 2015

Power - each driver is restricted to four power units during the season. Should a driver exceed the total, a grid penalty will be imposed.

Power unit penalties - the replacement of a complete power unit no longer results in an automatic penalty; instead penalties are applied cumulatively based on the individual components of each power unit. Unlike in 2014, grid penalties no longer roll over to the next event.

New penalties - in addition to the five-second penalty introduced for 2014, race stewards also have the option to hand out ten-second penalties for minor infringements in 2015.

Points - double points will no longer be applied for the season finale in 2015.

Standing restarts - a proposal for standing restarts has been rescinded, meaning safety-car restarts will follow the same procedure as in previous years.

Virtual Safety Car - in a bid to improve safety, particularly in the event of double waved yellow flags, a virtual safety car system designed to ensure drivers slow sufficiently has been introduced for 2015. This can be used to neutralise a race without having to introduce the safety car itself.

Safety car lapped drivers - as was the case in 2014, lapped cars may unlap themselves behind the safety car; however, the safety car will no longer need to wait until said drivers have caught back up to the back of the field before leaving the track. Instead, the safety car is free to pull back into the pits on the following lap after the last lapped car has been waved through.

Race suspensions - for 2015, drivers must proceed slowly into the pit lane, rather than back onto the starting grid, in the event of a race suspension.

Clearing the grid - a driver will be forced to start from the pit lane if any member of his team, or any relevant equipment, remains on the starting grid after the 15-second signal has been shown.



2015 FIA FORMULA ONE WORLD CHAMPIONSHIP

Unsafe releases - for 2015, unsafe releases will be met with an automatic ten-second stop-and-go penalty for the relevant driver.

Suspension - any suspension systems fitted to either the front or rear wheels may only react to direct changes of load applied to the relevant section. Front-and-Rear Interconnected Suspension (FRIC) will therefore be formally outlawed.

Gearbox - teams will no longer be able to re-nominate gearings during the season.

Minimum weight - the minimum weight has been increased slightly for 2015, to at least 702kg.

Nose designs - new regulations, brought in to improve safety and also restrict strange and ugly solutions, mean nose designs become more uniform.

Cockpit safety - the Zylon anti-intrusion panels on both sides of the survival cell have been extended upwards to the rim of the cockpit and alongside the driver's head.

In-season testing - there will be two in-season two-day tests, down from four in 2014. Two of the four days in total must be reserved for young drivers.



2015 FIA FORMULA ONE WORLD CHAMPIONSHIP

RACE CALENDAR

13-15 Mar	ROLEX AUSTRALIAN GRAND PRIX	Melbourne
27-29 Mar	PETRONAS MALAYSIA GRAND PRIX	Kuala Lumpur
10-12 Apr	CHINESE GRAND PRIX	Shanghai
17-19 Apr	GULF AIR BAHRAIN GRAND PRIX	Sakhir
08-10 May	GRAN PREMIO DE ESPAÑA PIRELLI	Catalunya
22-24 May	GRAND PRIX DE MONACO	Monte Carlo
05-07 Jun	GRAND PRIX DU CANADA	Montréal
19-21 Jun	GROSSER PREIS VON ÖSTERREICH	Spielberg
03-05 Jul	BRITISH GRAND PRIX	Silverstone
24-26 Jul	PIRELLI MAGYAR NAGYDÍJ	Budapest
21-23 Aug	SHELL BELGIAN GRAND PRIX	Spa
04-06 Sep	GRAN PREMIO D'ITALIA	Monza
18-20 Sep	SINGAPORE AIRLINES SINGAPORE GRAND PRIX	Singapore
25-27 Sep	JAPANESE GRAND PRIX	Suzuka
09-11 Oct	RUSSIAN GRAND PRIX	Sochi
23-25 Oct	UNITED STATES GRAND PRIX	Austin
30 Oct – 01 Nov	GRANDE PREMIO DE MEXICO	Mexico City
13-15 Nov	GRANDE PREMIO DO BRASIL	São Paulo
27-29 Nov	ETIHAD AIRWAYS ABU DHABI GRAND PRIX	Yas Marina



2015 FIA FORMULA ONE WORLD CHAMPIONSHIP

ENTRY LIST

1	Lewis Hamilton	Great Britain	Mercedes AMG Petronas F1 Team
2	Nico Rosberg	Germany	Mercedes AMG Petronas F1 Team
3	Daniel Ricciardo	Australia	Infiniti Red Bull Racing
4	Daniil Kvyat	Russia	Infiniti Red Bull Racing
5	Valtteri Bottas	Finland	Williams Martini Racing
6	Felipe Massa	Brazil	Williams Martini Racing
7	Sebastian Vettel	Germany	Scuderia Ferrari
8	Kimi Räikkönen	Finland	Scuderia Ferrari
9	Fernando Alonso	Spain	McLaren Honda
10	Jenson Button	Great Britain	McLaren Honda
11	Nico Hulkenberg	Germany	Sahara Force India F1 Team
12	Sergio Perez	Mexico	Sahara Force India F1 Team
13	Romain Grosjean	France	Lotus F1 Team
14	Pastor Maldonado	Venezuela	Lotus F1 Team
15	Marcus Ericsson	Sweden	Sauber F1 Team
16	Felipe Nasr	Brazil	Sauber F1 Team
17	Max Verstappen	Dutch	Scuderia Toro Rosso Team
18	Carlos Sainz Jr	Spain	Scuderia Toro Rosso Team
19	Will Stevens	Great Britain	Manor Marussia F1 Team
20	Roberto Merhi	Spain	Manor Marussia F1 Team



CIRCUIT CHARACTERISTICS

2015 FORMULA 1 ROLEX AUSTRALIAN GRAND PRIX

MELBOURNE

Date	13-15 March	Race distance	307.574 km
Circuit length	5.303 km	Number of laps	58



Melbourne's Albert Park remains one of the most popular circuits with fans on the F1 calendar, offering a combination of long straights, sweeping curves and tight chicanes make it a welcome challenge for the drivers. The Australian Grand Prix is this season's first round of the Formula 1 Championship, having held this distinction each year since the event moved to Melbourne in 1996, excluding 2006 and 2010.



2015 FORMULA 1 ROLEX AUSTRALIAN GRAND PRIX

RESULTS

Pos	Driver	Team	Time / Retired	Grid
1	Lewis Hamilton	Mercedes AMG Petronas F1 Team	1:31:54.067	1
2	Nico Rosberg	Mercedes AMG Petronas F1 Team	+1.360s	2
3	Sebastian Vettel	Scuderia Ferrari	+34.523s	4
4	Felipe Massa	Williams Martini Racing	+38.196s	3
5	Felipe Nasr	Sauber F1 Team	+95.149s	11
6	Daniel Ricciardo	Infiniti Red Bull Racing	+1 Lap	7
7	Nico Hulkenberg	Sahara Force India F1 Team	+1 Lap	14
8	Marcus Ericsson	Sauber F1 Team	+1 Lap	16
9	Carlos Sainz	Scuderia Toro Rosso	+1 Lap	8
10	Sergio Perez	Sahara Force India F1 Team	+1 Lap	15
11	Jenson Button	McLaren Honda	+2 Laps	17
NC	Kimi Räikkönen	Scuderia Ferrari	DNF	5
NC	Max Verstappen	Scuderia Toro Rosso	DNF	12
NC	Romain Grosjean	Lotus F1 Team	DNF	9
NC	Pastor Maldonado	Lotus F1 Team	DNF	10
NC	Daniil Kvyat	Infiniti Red Bull Racing	DNS	13
NC	Kevin Magnussen	McLaren Honda	DNS	18
<hr/>				
Pole position		Lewis Hamilton	1:26:327	
Fastest lap		Lewis Hamilton	1:30:945	



2015 FORMULA 1 PETRONAS MALAYSIAN GRAND PRIX

RESULTS

Pos	Driver	Team	Time / Retired	Grid
1	Sebastian Vettel	Scuderia Ferrari	1:41:05.793	4
2	Lewis Hamilton	Mercedes AMG Petronas F1 Team	+8.569s	1
3	Nico Rosberg	Mercedes AMG Petronas F1 Team	+12.310s	2
4	Kimi Räikkönen	Scuderia Ferrari	+53.822s	5
5	Valtteri Bottas	Williams Martini Racing	+70.409s	6
6	Felipe Massa	Williams Martini Racing	+73.586s	3
7	Max Verstappen	Scuderia Toro Rosso Team	+97.762s	12
8	Carlos Sainz	Scuderia Toro Rosso Team	+1 Lap	8
9	Daniil Kvyat	Infiniti Red Bull Racing	+ 1 Lap	13
10	Daniel Ricciardo	Infiniti Red Bull Racing	+ 1 Lap	7
11	Romain Grosjean	Lotus F1 Team	+ 1 Lap	9
12	Felipe Nasr	Sauber F1 Team	+ 1 Lap	11
13	Sergio Perez	Sahara Force India F1 Team	+ 1 Lap	15
14	Nico Hulkenberg	Sahara Force India F1 Team	+1 Lap	14
15	Roberto Merhi	Manor Marussia F1 Team	+ 3 Laps	19
NC	Pastor Grosjean	Lotus F1 Team	DNF	10
NC	Jenson Button	McLaren Honda	DNF	17
NC	Fernando Alonso	McLaren Honda	DNF	18
NC	Marcus Ericsson	Sauber F1 Team	DNF	16

Pole position	Lewis Hamilton	1:49:834
Fastest lap	Nico Rosberg	1:42:062



2015 FORMULA 1 CHINESE GRAND PRIX

RESULTS

Pos	Driver	Team	Time/Retired	Grid
1	Lewis Hamilton	Mercedes AMG Petronas F1 Team	1:39:42.008	1
2	Nico Rosberg	Mercedes AMG Petronas F1 Team	+0.714s	2
3	Sebastian Vettel	Scuderia Ferrari	+2.988s	3
4	Kimi Raikkonen	Scuderia Ferrari	+3.835s	6
5	Felipe Massa	Williams Martini Racing	+8.544s	4
6	Valtteri Bottas	Williams Martini Racing	+9.885s	5
7	Romain Grosjean	Lotus F1 Team	+19.008s	8
8	Felipe Nasr	Sauber F1 Team	+22.625s	9
9	Daniel Ricciardo	Infiniti Red Bull Racing	+32.117s	7
10	Marcus Ericsson	Sauber F1 Team	+1 Lap	10
11	Sergio Perez	Sahara Force India F1 Team	+1 Lap	15
12	Fernando Alonso	McLaren Honda	+1 Lap	18
13	Carlos Sainz	Scuderia Toro Rosso	+1 Lap	14
14	Jenson Button	McLaren Honda	+ 1 Lap	17
15	Will Stevens	Manor Marussia F1 Team	+ 2 Laps	19
16	Roberto Merhi	Manor Marussia F1 Team	+2 Laps	20
17	Max Verstappen	Scuderia Toro Rosso	DNF	13
NC	Pastor Maldonado	Lotus F1 Team	DNF	11
NC	Daniil Kvyat	Infiniti Red Bull Racing	DNF	12
NC	Nico Hulkenberg	Sahara Force India F1 Team	DNF	16

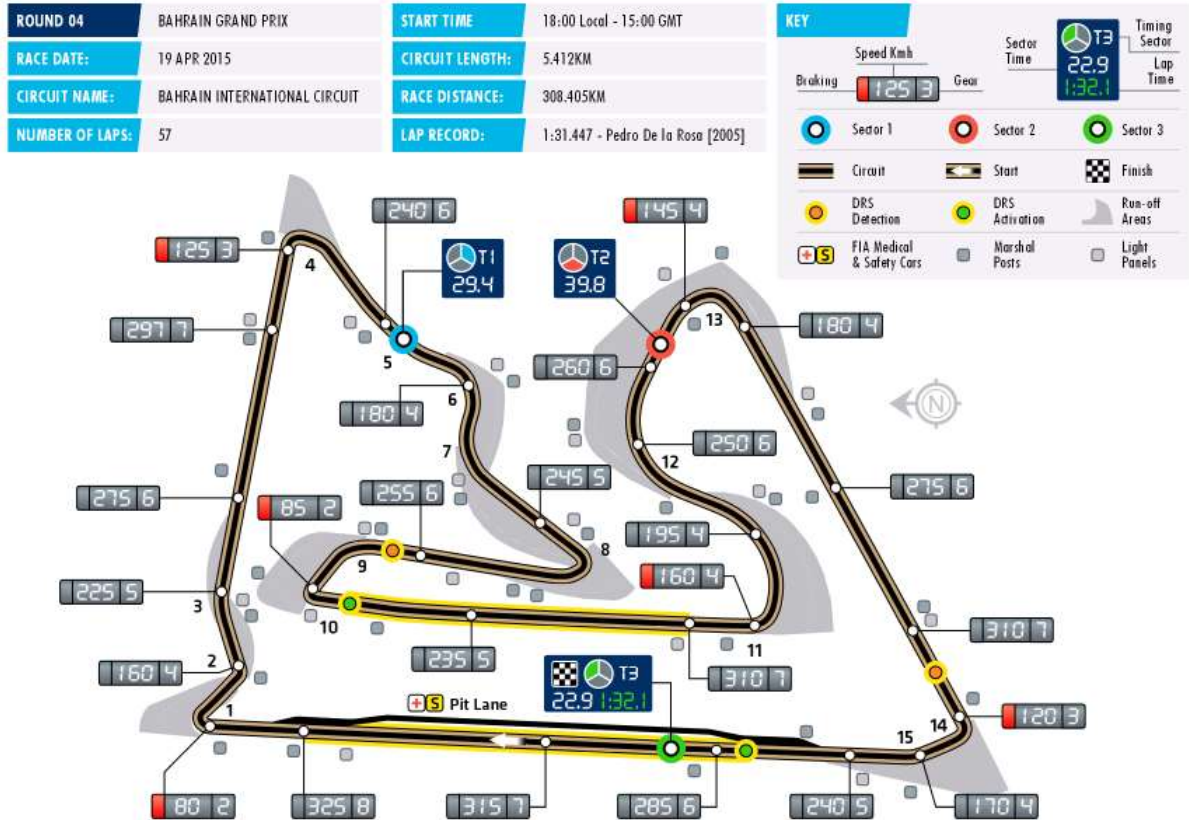
Pole position	Lewis Hamilton	1:35.782
Fastest lap	Lewis Hamilton	1:42.208



2015 FORMULA 1 GULF AIR SAUDI GRAND PRIX

SAKHIR

Date	17-19 April	Race distance	308.238 km
Circuit length	5.412 km	Number of laps	57



The Bahrain International Circuit has quickly become a popular host for world-class motor sport. Professional facilities and experienced staff has paved the way for numerous international race series to utilise the circuit, including: Formula 3, GP2, GP2 Asia, the FIA GT Championship, V8 Supercar Series, and the BMW World Final.



2015 FORMULA 1 GULF AIR BAHRAIN GRAND PRIX

RESULTS

Pos	Driver	Team	Time/Retired	Grid
1	Lewis Hamilton	Mercedes AMG Petronas F1 Team	1:35.05.809	1
2	Kimi Räikkönen	Scuderia Ferrari	+3.380s	4
3	Nico Rosberg	Mercedes AMG Petronas F1 Team	+6.033s	3
4	Valtteri Bottas	Williams Martini Racing	+42.957s	5
5	Sebastian Vettel	Scuderia Ferrari	+43.989s	2
6	Daniel Ricciardo	Infiniti Red Bull Racing	+61.751s	7
7	Romain Grosjean	Lotus F1 Team	+84.763s	10
8	Sergio Perez	Sahara Force India F1 Team	+1 Lap	11
9	Daniil Kvyat	Infiniti Red Bull Racing	+1 Lap	17
10	Felipe Massa	Williams Martini Racing	+1 Lap	6
11	Fernando Alonso	McLaren Honda	+ 1 Lap	14
12	Felipe Nasr	Sauber F1 Team	+1 Lap	12
13	Nico Hulkenberg	Sahara Force India F1 Team	+1 Lap	8
14	Marcus Ericsson	Sauber F1 Team	+ 1 Lap	13
15	Pastor Maldonado	Lotus F1 Team	+ 1 Lap	16
16	Will Stevens	Manor Marussia F1 Team	+ 2 Laps	18
17	Roberto Merhi	Manor Marussia F1 Team	+ 3 Laps	19
NC	Max Verstappen	Scuderia Toro Rosso	DNF	15
NC	Carlos Sainz	Scuderia Toro Rosso	DNF	9
20	Jenson Button	McLaren Honda	DNS	-

Pole position	Lewis Hamilton	1:32.571
Fastest lap	Kimi Raikkonen	1:36.311



2015 FORMULA 1 GRAND PRIX PREMIO DE ESPANA PIRELLI

CATALUNYA

Date	08-10 May	Race distance	307.104 km
Circuit length	4.655 km	Number of laps	66

ROUND 05	SPANISH GRAND PRIX	START TIME	14:00 Local - 12:00 GMT
RACE DATE:	10 MAY 2015	CIRCUIT LENGTH:	4.655KM
CIRCUIT NAME:	CIRCUIT DE CATALUNYA	RACE DISTANCE:	307.104KM
NUMBER OF LAPS:	66	LAP RECORD:	1:21.670 - K Raikkonen [2008]

KEY

Speed Kmh: 120 3
 Braking: 120 3
 Gear: 3
 Sector Time: T3 28.4
 Timing Sector: 1:21.8
 Lap Time: 1:21.8

● Sector 1 ● Sector 2 ● Sector 3
 Circuit Start Finish
 DRS Detection DRS Activation Run-off Areas
 FIA Medical & Safety Cars Marshal Posts Light Panels



The Circuit de Catalunya was built in 1989 through the efforts of a Consortium composed of the Catalan Government, the Reial Automòbil Club de Catalunya (RACC) and the Montmeló Town Council. In September 1991, the 35th Spanish F1 Grand Prix was held following a seventeen-year of absence in Catalonia. Today, the circuit is a familiar site for teams and drivers as the track is used for extensive offseason testing.



2015 FORMULA 1 GRAND PRIX PREMIO DE ESPANA PIRELLI

RESULTS

Pos	Driver	Team	Time/Retired	Grid
1	Nico Rosberg	Mercedes AMG Petronas F1 Team	1:41:12.555	1
2	Lewis Hamilton	Mercedes AMG Petronas F1 Team	+17.551s	2
3	Sebastian Vettel	Scuderia Ferrari	+45.342s	3
4	Valtteri Bottas	Williams Martini Racing	+59.217s	4
5	Kimi Räikkönen	Scuderia Ferrari	+60.002s	7
6	Felipe Massa	Williams Martini Racing	+81.341s	9
7	Daniel Ricciardo	Infiniti Red Bull Racing	+ 1Lap	10
8	Romain Grosjean	Lotus F1 Team	+1 Lap	11
9	Carlos Sainz	Scuderia Toro Rosso	+ 1 Lap	5
10	Daniil Kvyat	Infiniti Red Bull Racing	+ 1 Lap	8
11	Max Verstappen	Scuderia Toro Rosso	+1 Lap	6
12	Felipe Nasr	Sauber F1 Team	+ 1 Lap	15
13	Sergio Perez	Sahara Force India F1 Team	+ 1 Lap	18
14	Marcus Ericsson	Sauber F1 Team	+1 Lap	16
15	Nico Hulkenberg	Sahara Force India F1 Team	+ 1 Lap	17
16	Jenson Button	McLaren Honda	+1 Lap	14
17	Will Stevens	Manor Marussia F1 Team	+3 Laps	19
18	Roberto Merhi	Manor Marussia F1 Team	+4 Laps	20
NC	Pastor Maldonado	Lotus F1 Team	DNF	12
NC	Fernando Alonso	McLaren Honda	DNF	13

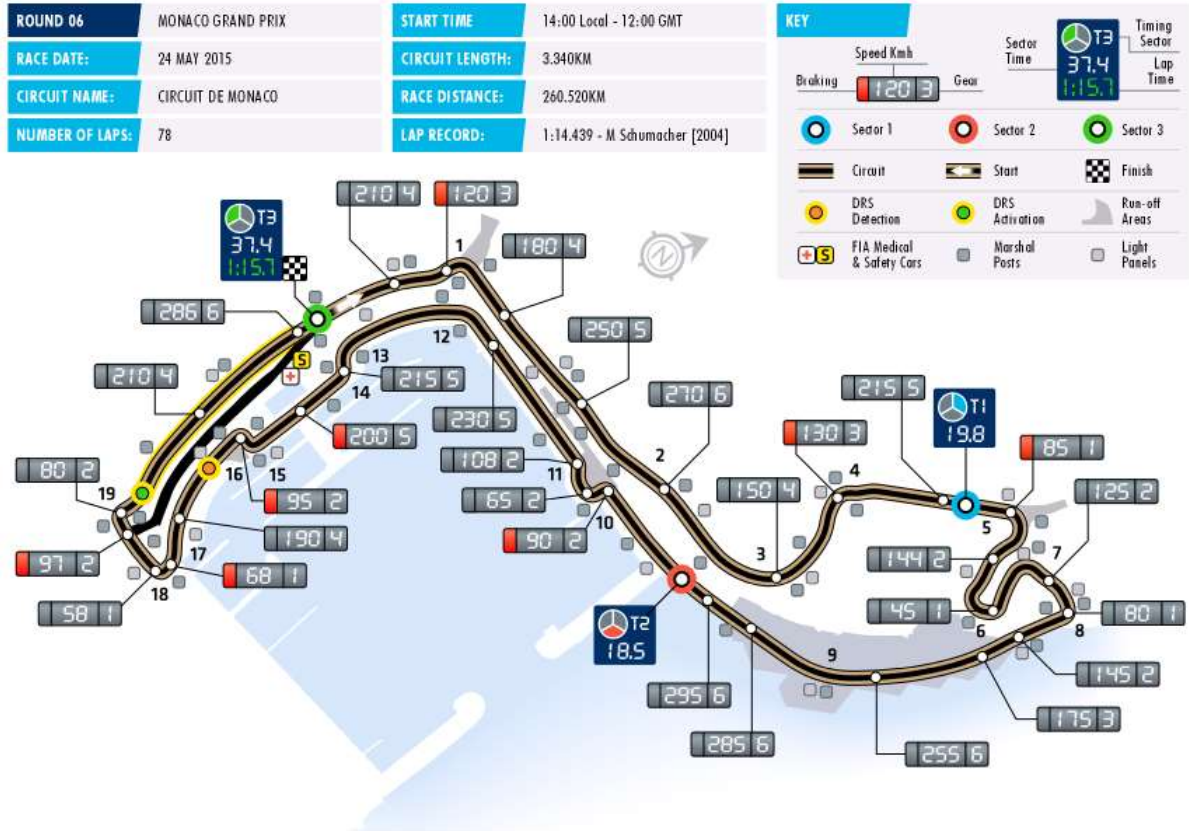
Pole position	Nico Rosberg	1:24.681
Fastest lap	Lewis Hamilton	1:28.270



2015 FORMULA 1 GRAND PRIX DE MONACO

MONTE CARLO

Date	21-24 May	Race distance	206.520 km
Circuit length	3.340 km	Number of laps	78



Monaco remains one of the most prestigious auto races in the world, long recognised for its entertainment and celebrity presence. Motorsports most famous street circuit takes six weeks to build up and organize, offering drivers with the challenge of negotiating numerous elevation shifts and very tight corners, including one of the slowest corners in F1 racing as well as one of the fastest. Due to its unique configuration, change in speeds and lack of straights, keeping the engine cool is a point of focus for the teams, as Formula One cars depend on air moving over the car to remove heat, and don't use formal cooling technology.



2015 FORMULA 1 GRAND PRIX DE MONACO

RESULTS

Pos	Driver	Team	Time/Retired	Grid
1	Nico Rosberg	Mercedes AMG Petronas F1 Team	1:49:18.420s	2
2	Sebastian Vettel	Scuderia Ferrari	+4.486s	3
3	Lewis Hamilton	Mercedes AMG Petronas F1 Team	+6.053s	1
4	Daniil Kvyat	Infiniti Red Bull Racing	+11.965s	5
5	Daniel Ricciardo	Infiniti Red Bull Racing	+13.608s	4
6	Kimi Raikkonen	Scuderia Ferrari	+14.345s	6
7	Sergio Perez	Sahara Force India F1 Team	+15.013s	7
8	Jenson Button	McLaren Honda	+16.063s	10
9	Felipe Nasr	Sauber F1 Team	+23.626s	14
10	Carlos Sainz	Scuderia Toro Rosso	+25.056s	20
11	Nico Hulkenberg	Sahara Force India F1 Team	+26.232s	11
12	Romain Grosjean	Lotus F1 Team	+28.415s	15
13	Marcus Ericsson	Sauber F1 Team	+31.159s	17
14	Valtteri Bottas	Williams Martini Racing	+45.789s	16
15	Felipe Massa	Williams Martini Racing	+1 Lap	12
16	Roberto Merhi	Manor Marussia F1 Team	+2 Laps	19
17	Will Stevens	Manor Marussia F1 Team	+2 Laps	18
NC	Max Verstappen	Scuderia Toro Rosso	DNF	9
NC	Fernando Alonso	McLaren Honda	DNF	13
NC	Pastor Maldonado	Lotus F1 Team	DNF	8

Pole position	Lewis Hamilton	1:15.098
Fastest lap	Daniel Ricciardo	1:18.063



2015 FORMULA 1 GRAND PRIX DU CANADA

RESULTS

Pos	Driver	Team	Time/Retired	Grid
1	Lewis Hamilton	Mercedes AMG Petronas F1 Team	1:31:53.145s	1
2	Nico Rosberg	Mercedes AMG Petronas F1 Team	+2.285s	2
3	Valtteri Bottas	Williams Martini Racing	+40.666s	4
4	Kimi Räikkönen	Scuderia Ferrari	+45.625s	3
5	Sebastian Vettel	Scuderia Ferrari	+49.903s	18
6	Felipe Massa	Williams Martini Racing	+56.381s	15
7	Pastor Maldonado	Lotus F1 Team	+66.664s	6
8	Nico Hulkenberg	Sahara Force India F1 Team	+1 Lap	7
9	Daniil Kvyat	Infiniti Red Bull Racing	+1 Lap	8
10	Romain Grosjean	Lotus F1 Team	+1 Lap	5
11	Sergio Perez	Sahara Force India F1 Team	+1 Lap	10
12	Carlos Sainz	Scuderia Toro Rosso	+1 Lap	11
13	Daniel Ricciardo	Infiniti Red Bull Racing	+1 Lap	9
14	Marcus Ericsson	Sauber F1 Team	+1 Lap	12
15	Max Verstappen	Scuderia Toro Rosso	+1 Lap	19
16	Felipe Nasr	Sauber F1 Team	+2 Laps	14
17	Will Stevens	Manor Marussia F1 Team	+4 Laps	17
NC	Roberto Merhi	Manor Marussia F1 Team	DNF	16
NC	Jenson Button	McLaren Honda	DNF	20
NC	Fernando Alonso	McLaren Honda	DNF	13

Pole position	Lewis Hamilton	1:14.393
Fastest lap	Kimi Raikkonen	1:16.987



2015 FORMULA 1 GROSSER PREIS VON ÖSTERREICH

SPIELBERG

Date	19-21 June	Race distance	307.020km
Circuit length	4.326 km	Number of laps	71



Last year saw a triumphant return for the Austrian Grand Prix at the Red Bull Ring in the town of Spielberg, which previously hosted the Austrian Grand Prix in 2003, when the circuit was known as the A1-Ring.



2015 FORMULA 1 GROSSER PREIS VON ÖSTERREICH

RESULTS

Pos	Driver	Team	Time/Retired	Grid
1	Nico Rosberg	Mercedes AMG Petronas F1 Team	1:30:16.930	2
2	Lewis Hamilton	Mercedes AMG Petronas F1 Team	+8.800s	1
3	Felipe Massa	Williams Martini Racing	+17.573s	4
4	Sebastian Vettel	Scuderia Ferrari	+18.181s	3
5	Valtteri Bottas	Williams Martini Racing	+53.604s	6
6	Nico Hulkenberg	Sahara Force India F1 Team	+64.075s	5
7	Pastor Maldonado	Lotus F1 Team	+1 Lap	10
8	Max Verstappen	Scuderia Toro Rosso	+1 Lap	7
9	Sergio Perez	Sahara Force India F1 Team	+1 Lap	13
10	Daniel Ricciardo	Infiniti Red Bull Racing	+ 1 Lap	18
11	Felipe Nasr	Sauber F1 Team	+1 Lap	8
12	Daniil Kvyat	Infiniti Red Bull Racing	+ 1 Lap	15
13	Marcus Ericsson	Sauber F1 Team	+ 2 Laps	11
14	Roberto Merhi	Manor Marussia F1 Team	+ 3 Laps	16
NC	Romain Grosjean	Lotus F1 Team	DNF	9
NC	Carlo Sainz	Scuderia Toro Rosso	DNF	12
NC	Jensen Button	McLaren Honda	DNF	20
NC	Will Stevens	Manor Marussia F1 Team	DNF	17
NC	Kimi Räikkönen	Scuderia Ferrari	DNF	14
NC	Fernando Alonso	McLaren Honda	DNF	19

Pole position	Lewis Hamilton	1:08.455
Fastest lap	Nico Rosberg	1:11.235



2015 FORMULA 1 SANTANDER BRITISH GRAND PRIX

SILVERSTONE

Date	03-05 July	Race distance	306.198 km
Circuit length	5.891 km	Number of laps	52

ROUND 09	BRITISH GRAND PRIX	START TIME	13:00 Local - 12:00 GMT
RACE DATE:	05 JUL 2015	CIRCUIT LENGTH:	5.891 KM
CIRCUIT NAME:	SILVERSTONE	RACE DISTANCE:	306.198 KM
NUMBER OF LAPS:	52	LAP RECORD:	1:33.401 M Webber [2011]

KEY

Speed Kmh: 110.3
 Sector Time: T3 24.8
 Lap Time: 1:30.2

Braking: 110.3
 Gear: []

● Sector 1 ● Sector 2 ● Sector 3
 Circuit Start Finish
 DRS Detection DRS Admittance Run-off Areas
 FIA Medical & Safety Cars Marshal Posts Light Panels



Silverstone continues to be a top draw for fans of Formula 1, offering a rich tradition of racing, a fast and challenging track, as well as the constant prospect of weather playing a critical role in race day strategy. Contracted to host F1 through 2027, Silverstone offers motorsport fans a wealth of viewing options staging events through the year, including British F3, Le Mans Series, and MotoGP, among others. The circuit has undergone major modifications and rebuilds, primarily in 1991 and most recently in 2010.



2015 FORMULA 1 SANTANDER BRITISH GRAND PRIX

RESULTS

Pos	Driver	Team	Time/Retired	Grid
1	Lewis Hamilton	Mercedes AMG Petronas F1 Team	1:31:27.729	1
2	Nico Rosberg	Mercedes AMG Petronas F1 Team	+10.956s	2
3	Sebastian Vettel	Scuderia Ferrari	+25.443s	6
4	Felipe Massa	Williams Martini Racing	+36.839s	3
5	Valtteri Bottas	Williams Martini Racing	+63.194s	4
6	Daniil Kvyat	Infiniti Red Bull Racing	+63.955s	7
7	Nico Hulkenberg	Sahara Force India	+78.744s	9
8	Kimi Räikkönen	Scuderia Ferrari	+1 Lap	5
9	Sergio Perez	Sahara Force India	+ 1 Lap	11
10	Fernando Alonso	McLaren Honda	+ 1 Lap	17
11	Marcus Ericsson	Sauber F1 Team	+ 1 Lap	15
12	Roberto Merhi	Manor Marussia F1 Team	+ 3 Laps	20
13	Will Stevens	Manor Marussia F1 Team	+ 3 Laps	19
NC	Carlos Sainz	Scuderia Toro Rosso	DNF	8
NC	Daniel Ricciardo	Infiniti Red Bull Racing	DNF	10
NC	Max Verstappen	Scuderia Toro Rosso	DNF	13
NC	Romain Grosjean	Lotus F1 Team	DNF	12
NC	Pastor Maldonado	Lotus F1 Team	DNF	14
NC	Jenson Button	McLaren Honda	DNF	18
NC	Felipe Nasr	Sauber F1 Team	DNS	16

Pole position	Lewis Hamilton	1:32.248
Fastest lap	Lewis Hamilton	1:37.093



2015 FORMULA 1 PIRELLI MAGYAR NAGYDIJ

BUDAPEST

Date	24-26 July	Race distance	306.630 km
Circuit length	4.381 km	Number of laps	70



ROUND 11	HUNGARIAN GRAND PRIX
RACE DATE:	26 JUL 2015
CIRCUIT NAME:	HUNGARORING
NUMBER OF LAPS:	70
START TIME	14:00 Local - 12:00 GMT
CIRCUIT LENGTH:	4.381 KM
RACE DISTANCE:	306.630KM
LAP RECORD:	1:19.071 - M Schumacher [2004]

KEY

Speed Km/h	Sector Time	Timing Sector
Braking 125 4	Gear	Lap Time 1:19.5
● Sector 1	● Sector 2	● Sector 3
— Circuit	— Start	— Finish
● DRS Detection	● DRS Activation	— Run-off Areas
⚠ FIA Medical & Safety Cars	⚠ Marshal Posts	⚠ Light Panels

Home of the first Grand Prix to have been held behind the "Iron Curtain", The Hungaroring was built in record time and remains today a major attraction in Hungary. Held in the summer, the circuit is built in a valley allowing excellent vantage points for spectators. Popular with foreign fans from Germany, Austria and Poland, the Grand Prix is under contract through 2016.



2015 FORMULA 1 PIRELLI MAGYAR NAGYDIJ

RESULTS

Pos	Driver	Team	Time/Retired	Grid
1	Sebastian Vettel	Scuderia Ferrari	1:46:09.985	3
2	Daniil Kvyat	Infiniti Red Bull Racing	+15.748s	7
3	Daniel Ricciardo	Infiniti Red Bull Racing	+25.084s	4
4	Max Verstappen	Scuderia Toro Rosso	+44.251s	9
5	Fernando Alonso	McLaren Honda	+49.079s	15
6	Lewis Hamilton	Mercedes AMG Petronas F1 Team	+52.025s	1
7	Romain Grosjean	Lotus F1 Team	+58.578s	10
8	Nico Rosberg	Mercedes AMG Petronas F1 Team	+58.876s	2
9	Jenson Button	McLaren Honda	+67.028s	16
10	Marcus Ericsson	Sauber F1 Team	+69.130s	17
11	Felipe Nasr	Sauber F1 Team	+73.458s	18
12	Felipe Massa	Williams Martini Racing	+74.278s	8
13	Valtteri Bottas	Williams Martini Racing	+80.228s	6
14	Pastor Maldonado	Lotus F1 Team	+85.142s	14
15	Roberto Merhi	Manor Marussia F1 Team	+2 Laps	19
16	Will Stevens	Manor Marussia F1 Team	DNF	20
NC	Carlos Sainz	Scuderia Toro Rosso	DNF	12
NC	Kimi Räikkönen	Scuderia Ferrari	DNF	5
NC	Sergio Perez	Sahara Force India F1 Team	DNF	13
NC	Nico Hulkenberg	Sahara Force India F1 Team	DNF	11

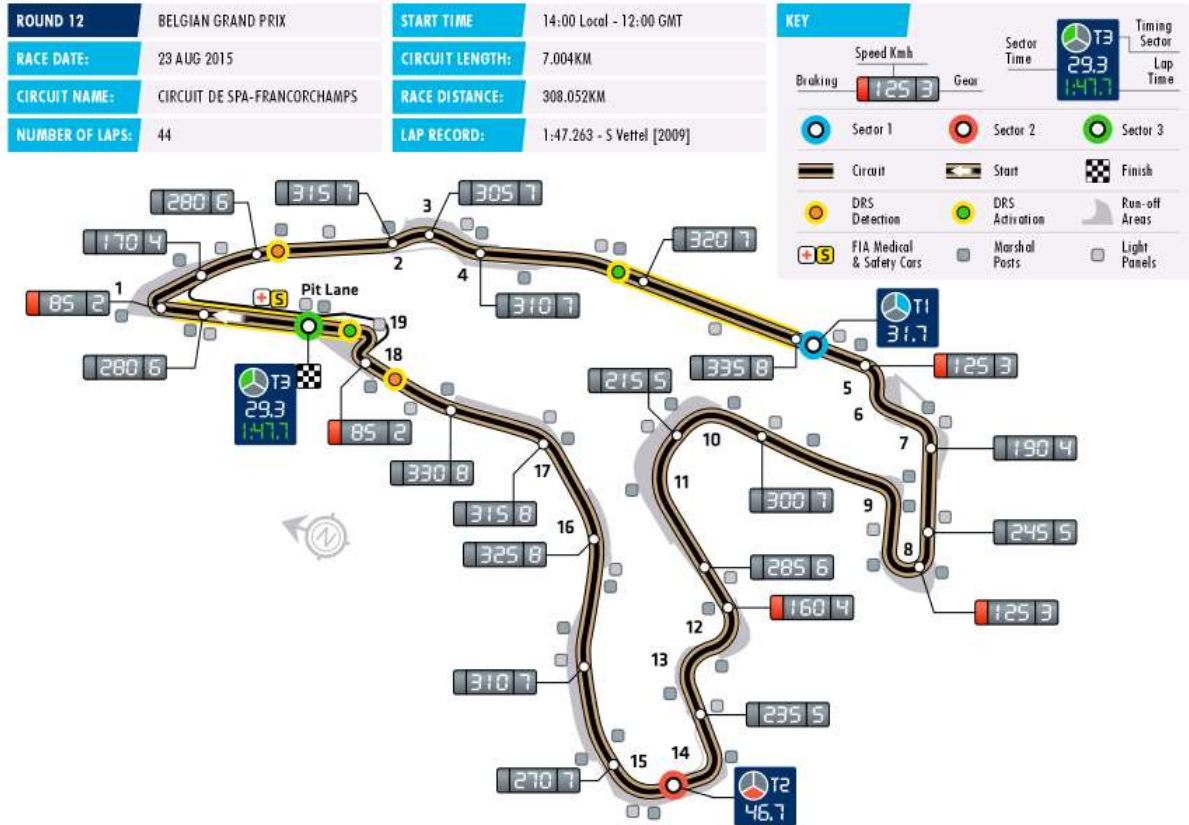
Pole position	Lewis Hamilton	1:22.020
Fastest lap	Daniel Ricciardo	1:24.821



2015 FORMULA 1 SHELL BELGIAN GRAND PRIX

SPA – FRANCHORCHAMPS

Date	21-23 August	Race distance	308.052 km
Circuit length	7.004 km	Number of laps	44



The Circuit de Spa-Francorchamps is legendary among race enthusiasts for its long-standing history and unique setting. It is considered one of the most challenging tracks in the world, mainly due to its fast, hilly and twisty layout within the Ardennes Forest. The circuit tests driver skills especially when trying to negotiate the Eau Rouge and Blanchimont corners. Designed originally in 1920, Spa-Francorchamps also plays host to a range of other race series including the Spa 24 Hours endurance race.



2015 FORMULA 1 SHELL BELGIAN GRAND PRIX

RESULTS

Pos	Driver	Team	Time/Retired	Grid
1	Lewis Hamilton	Mercedes AMG Petronas F1 Team	1:23:40.387	1
2	Nico Rosberg	Mercedes AMG Petronas F1 Team	+2.058s	2
3	Romain Grosjean	Lotus F1 Team	+37.988s	9
4	Daniil Kvyat	Infiniti Red Bull Racing	+45.692s	12
5	Sergio Perez	Sahara Force India F1 Team	+53.997s	4
6	Felipe Massa	Williams Martini Racing	+55.283s	6
7	Kimi Räikkönen	Scuderia Ferrari	+55.703s	16
8	Max Verstappen	Scuderia Toro Rosso	+56.076s	18
9	Valtteri Bottas	Williams Martini Racing	+61.040s	3
10	Marcus Ericsson	Sauber F1 Team	+91.234s	13
11	Felipe Nasr	Sauber F1 Team	+102.311s	14
12	Sebastian Vettel	Scuderia Ferrari	DNF	8
13	Fernando Alonso	McLaren Honda	+1 Lap	20
14	Jenson Button	McLaren Honda	+1 Lap	19
15	Roberto Merhi	Manor Marussia F1 Team	+ 1 Lap	17
16	Will Stevens	Manor Marussia F1 Team	+ 1 Lap	15
NC	Carlo Sainz	Scuderia Toro Rosso	DNF	10
NC	Daniel Ricciardo	Infiniti Red Bull Racing	DNF	5
NC	Pastor Maldonado	Lotus F1 Team	DNF	7
NC	Nico Hulkenberg	Sahara Force India F1 Team	DNS	11

Pole position	Lewis Hamilton	1:47.197
Fastest lap	Nico Rosberg	1:52.416



2015 FORMULA 1 GRAND PREMIO D'ITALIA

MONZA

Date	04-06 September	Race distance	306.720 km
Circuit length	5.793 km	Number of laps	53

ROUND 13	ITALIAN GRAND PRIX	START TIME	14:00 Local - 12:00 GMT
RACE DATE:	06 SEP 2015	CIRCUIT LENGTH:	5.793KM
CIRCUIT NAME:	AUTODROMO DI MONZA	RACE DISTANCE:	306.720KM
NUMBER OF LAPS:	53	LAP RECORD:	1:21.046 - R. Barrichello [2004]

KEY

Speed Kmh: 115.2
 Gear: T3
 Sector Time: 27.8
 Lap Time: 1:23.3

Braking: 115.2
 Sector 1: 27.3
 Sector 2: 27.8
 Sector 3: 1:23.3

○ Sector 1
○ Sector 2
○ Sector 3
— Circuit
— Start
— Finish
⊙ DRS Detection
⊙ DRS Activation
— Run-off Areas
+ FIA Medical & Safety Cars
+ Marshal Posts
+ Light Panels



Monza has hosted the Italian Grand Prix since the inception of F1. A singular atmosphere with a dedicated following among the Italian "Tifosi", Monza boasts some of the sport's most famous turns, including Curva di Lesmo, and the Curva Parabolica, providing high speed thrills for both drivers and spectators. In 2008, Sebastian Vettel made history at Monza becoming the youngest driver in history to win a Formula One Grand Prix at 21 years and 74 days of age, as well as the record for youngest pole sitter a day earlier under qualifying.



2015 FORMULA 1 GRAND PREMIO D'ITALIA

RESULTS

Pos	Driver	Team	Time/Retired	Grid
1	Lewis Hamilton	Mercedes AMG Petronas F1 Team	1:18:00.688	1
2	Sebastian Vettel	Scuderia Ferrari	+25.042s	3
3	Felipe Massa	Williams Martini Racing	+47.635s	5
4	Valtteri Bottas	Williams Martin Racing	+47.996s	6
5	Kimi Räikkönen	Scuderia Ferrari	+68.860s	7
6	Sergio Perez	Sahara Force India F1 Team	+72.783s	7
7	Nico Hulkenberg	Sahara Force India F1 Team	+1 Lap	9
8	Daniel Ricciardo	Infiniti Red Bull Racing	+1 Lap	19
9	Marcus Ericsson	Sauber F1 Team	+ 1 Lap	12
10	Daniil Kvyat	Infiniti Red Bull Racing	+ 1 Lap	18
11	Carlos Sainz	Scuderia Toro Rosso	+ 1 Lap	17
12	Max Verstappen	Scuderia Toro Rosso	+ 1 Lap	20
13	Felipe Nasr	Sauber F1 Team	+ 1 Lap	11
14	Jenson Button	McLaren Honda	+ 1 Lap	22
15	Will Stevens	Manor Marussia F1 Team	+ 2 Laps	13
16	Roberto Merhi	Manor Marussia F1 Team	+ 2 Laps	14
17	Nico Rosberg	Mercedes AMG Petronas F1 Team	DNF	4
18	Fernando Alonso	McLaren Honda	DNF	16
NC	Romain Grosjean	Lotus F1 Team	DNF	8
NC	Pastor Maldonado	Lotus F1 Team	DNF	10

Pole position	Lewis Hamilton	1:23.397
Fastest lap	Lewis Hamilton	1:26.672



2015 FORMULA 1 SINGAPORE AIRLINES SINGAPORE GRAND PRIX

SINGAPORE

Date	18-20 September	Race distance	308.828 km
Circuit length	5.065 km	Number of laps	61

ROUND 14	SINGAPORE GRAND PRIX	START TIME	20:00 Local - 12:00 GMT
RACE DATE:	20 SEP 2015	CIRCUIT LENGTH:	5.065KM
CIRCUIT NAME:	MARINA BAY STREET CIRCUIT	RACE DISTANCE:	308.828KM
NUMBER OF LAPS:	61	LAP RECORD:	1:48.574 - S Vettel [2013]

KEY

Speed Kmh: 125.3
Sector Time: 35.9
Timing Sector: T3
Lap Time: 1:44.8

Braking: 125.3
Gear: 3

● Sector 1
● Sector 2
● Sector 3

Circuit
 Start
 Finish

DRS Detection
 DRS Admittance
 Run-off Areas

FIA Medical & Safety Cars
 Marshal Posts
 Light Panels



The Marina Bay Street Circuit plays host to the Singapore Grand Prix, Formula One's first ever night race. Given its city setting, the circuit is popular with fans and teams for its easy access, allowing many of the drivers and engineers to simply walk from their hotels to the circuit. Drivers must negotiate tight racing lines, adjust to driving at night under a vast and sophisticated lighting system, and ensure their fitness to deal with the high levels of humidity



2015 FORMULA 1 SINGAPORE AIRLINES SINGAPORE GRAND PRIX

RESULTS

Pos	Driver	Team	Time/Retired	Grid
1	Sebastian Vettel	Scuderia Ferrari	2:01:22.118	1
2	Daniel Ricciardo	Infiniti Red Bull Racing	+1.478s	2
3	Kimi Raikkonen	Scuderia Ferrari	+17.154s	3
4	Nico Rosberg	Mercedes AMG Petronas F1 Team	+24.720s	6
5	Valtteri Bottas	Williams Martini Racing	+34.204s	7
6	Daniil Kvyat	Infiniti Red Bull Racing	+35.508s	4
7	Sergio Perez	Sahara Force India F1 Team	+50.836s	13
8	Max Verstappen	Scuderia Toro Rosso	+51.450s	8
9	Carlos Sainz	Scuderia Toro Rosso	+52.860s	14
10	Felipe Nasr	Sauber F1 Team	+90.054s	16
11	Marcus Ericsson	Sauber F1 Team	+97.507s	17
12	Pastor Maldonado	Lotus F1 Team	DNF	18
13	Romain Grosjean	Lotus F1 Team	+2 Laps	10
14	Alexander Rossi	Manor Marussia F1 Team	+2 Laps	20
15	Will Stevens	Manor Marussia F1 Team	+2 Laps	19
NC	Jenson Button	McLaren Honda	DNF	15
NC	Fernando Alonso	McLaren Honda	DNF	12
NC	Lewis Hamilton	Mercedes AMG Petronas F1 Team	DNF	5
NC	Felipe Massa	Williams Martini Racing	DNF	9
NC	Nico Hulkenberg	Sahara Force India F1 Team	DNF	11

Pole position	Sebastian Vettel	1:43.885
Fastest lap	Daniel Ricciardo	1:50.041

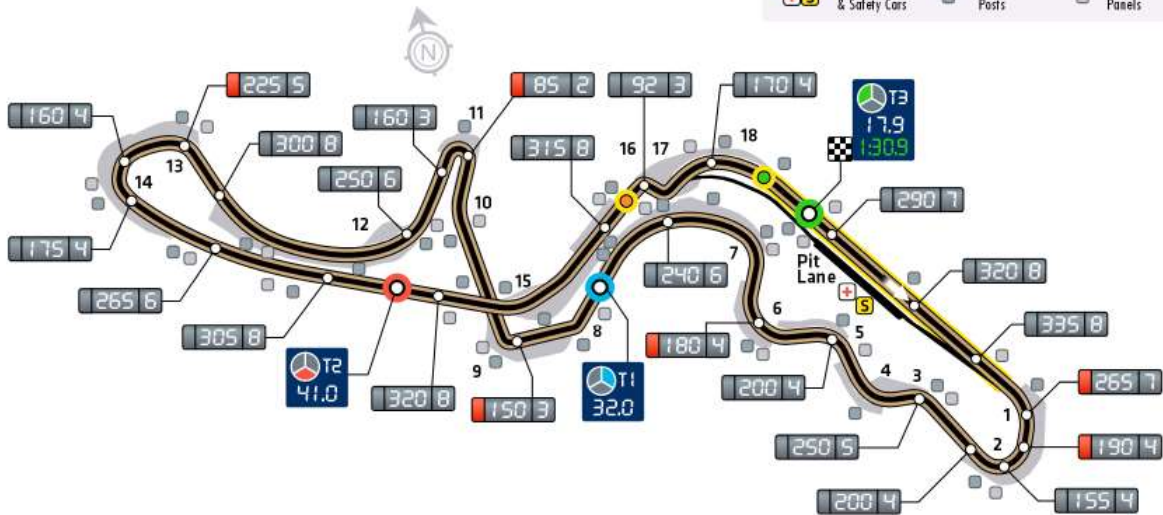


2015 FORMULA 1 JAPANESE GRAND PRIX

SUZUKA

Date	25-27 September	Race distance	307.471 km
Circuit length	5.807 km	Number of laps	53

ROUND 15	JAPANESE GRAND PRIX	START TIME	14:00 Local - 05:00 GMT	KEY Speed Kmh Braking 190 4 Gear Sector Time T3 18.8 Timing Sector Lap Time 1:29.8 Sector 1 (Blue), Sector 2 (Red), Sector 3 (Green) Circuit (Black), Start (Yellow), Finish (Checkered) DRS Detection (Yellow), DRS Admittion (Green), Run-off Areas (Grey) FIA Medical & Safety Cars (S), Marshal Posts (M), Light Panels (L)
RACE DATE:	27 SEP 2015	CIRCUIT LENGTH:	5.807KM	
CIRCUIT NAME:	SUZUKA CIRCUIT	RACE DISTANCE:	307.471KM	
NUMBER OF LAPS:	53	LAP RECORD:	1:31.540 - K Raikkonen [2005]	



Designed as a Honda test track in 1962, Suzuka is one of few circuits in the world to have a "figure 8" layout, where the back straight passes over the front via an overpass. Suzuka is another of the racer's favourite circuits with its exceptionally fast, flowing layout.



2015 FORMULA 1 JAPANESE GRAND PRIX

RESULTS

Pos	Driver	Team	Time/Retired	Grid
1	Lewis Hamilton	Mercedes AMG Petronas F1 Team	1:28:06.508	2
2	Nico Rosberg	Mercedes AMG Petronas F1 Team	+18.964s	1
3	Sebastian Vettel	Scuderia Ferrari	+20.850s	4
4	Kimi Raikkonen	Scuderia Ferrari	+33.768s	6
5	Valtteri Bottas	Williams Martini Racing	+36.746s	3
6	Nico Hulkenberg	Sahara Force India F1 Team	+55.559s	13
7	Romain Grosjean	Lotus F1 Team	+72.298s	8
8	Pastor Maldonado	Lotus F1 Team	+73.575s	11
9	Max Verstappen	Scuderia Toro Rosso	+95.315	17
10	Carlos Sainz	Scuderia Toro Rosso	+1 Lap	10
11	Fernando Alonso	McLaren Honda	+1 Lap	12
12	Sergio Perez	Sahara Force India F1 Team	+1 Lap	9
13	Daniil Kvyat	Infiniti Red Bull Racing	+1 Lap	20 [?]
14	Marcus Ericsson	Sauber F1 Team	+1 Lap	15
15	Daniel Ricciardo	Infiniti Red Bull Racing	+1 Lap	7
16	Jenson Button	McLaren Honda	+1 Lap	14
17	Felipe Massa	Williams Martini Racing	+2 Laps	5
18	Alexander Rossi	Manor Marussia F1 Team	+2 Laps	19
19	Will Stevens	Manor Marussia F1 Team	+3 Laps	18
20	Felipe Nasr	Sauber F1 Team	DNF	16

Pole position	Nico Rosberg	1:32.584
Fastest lap	Lewis Hamilton	1:36.145



2015 FORMULA 1 UNITED STATES GRAND PRIX

AUSTIN

Date	23-25 October	Race distance	308.405 km
Circuit length	5.513 km	Number of laps	56

ROUND 17	UNITED STATES GRAND PRIX	START TIME	14:00 Local - 19:00 GMT	KEY Speed Kmh Braking 105 2 Gear Sector Time 31.6 Timing Sector Lap Time 1:35.8 Sector 1 (blue circle) Sector 2 (red circle) Sector 3 (green circle) Circuit Start Finish DRS Detection DRS Activation Run-off Areas FIA Medical & Safety Cars Marshal Posts Light Panels
RACE DATE:	25 OCT 2015	CIRCUIT LENGTH:	5.513KM	
CIRCUIT NAME:	CIRCUIT OF THE AMERICAS	RACE DISTANCE:	308.405KM	
NUMBER OF LAPS:	56	LAP RECORD:	1:39.347 - S Vettel [2012]	



In 2012 The United States Grand Prix returned to the F1 calendar at Austin, Texas, the first Grand Prix on US soil since the 2007 race at the Indianapolis Motor Speedway. The track runs anticlockwise and features 20 corners, including sequences inspired by some of the most world's most celebrated circuits.

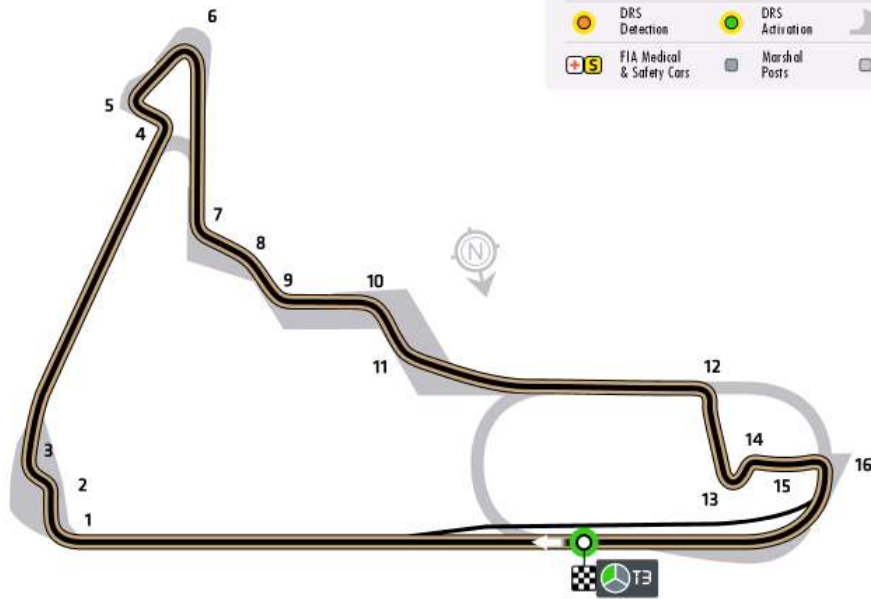


2015 FORMULA 1 GRAN PREMIO DE MEXICO

MEXICO CITY

Date	30 Oct - 01 Nov	Race distance	??km
Circuit length	4.484 km	Number of laps	71

ROUND 18	MEXICAN GRAND PRIX	START TIME	13:00 Local - 19:00 GMT	KEY Speed Km/h Braking Gear Sector Time Timing Sector Lap Time Sector 1 Sector 2 Sector 3 Circuit Start Finish DRS Detection DRS Activation Run-off Areas FIA Medical & Safety Cars Marshal Posts Light Panels
RACE DATE:	01 NOV 2015	CIRCUIT LENGTH:	4.484KM [TBC]	
CIRCUIT NAME:	AUTÓDROMO HERMANOS RODRÍGUEZ	RACE DISTANCE:	TBA	
NUMBER OF LAPS:	TBA	LAP RECORD:	N/A	



New for 2015. The Autodromo Hermanos Rodriguez circuit is situated in the center of Mexico City and has not held a Formula One Grand Prix since 1992 when the race was won by Nigel Mansell for the Williams Renault Team.



2015 FORMULA 1 GRAND PREMIO DO BRASIL

SAO PAULO

Date	13-15 November	Race distance	305.909 km
Circuit length	4.309 km	Number of laps	71

ROUND 19	BRAZILIAN GRAND PRIX	START TIME	14:00 Local - 16:00 GMT
RACE DATE:	15 NOV 2015	CIRCUIT LENGTH:	4.309KM
CIRCUIT NAME:	AUTÓDROMO JOSÉ CARLOS PACE	RACE DISTANCE:	305.909KM
NUMBER OF LAPS:	71	LAP RECORD:	1:11.473 J P Montoya [2004]

KEY

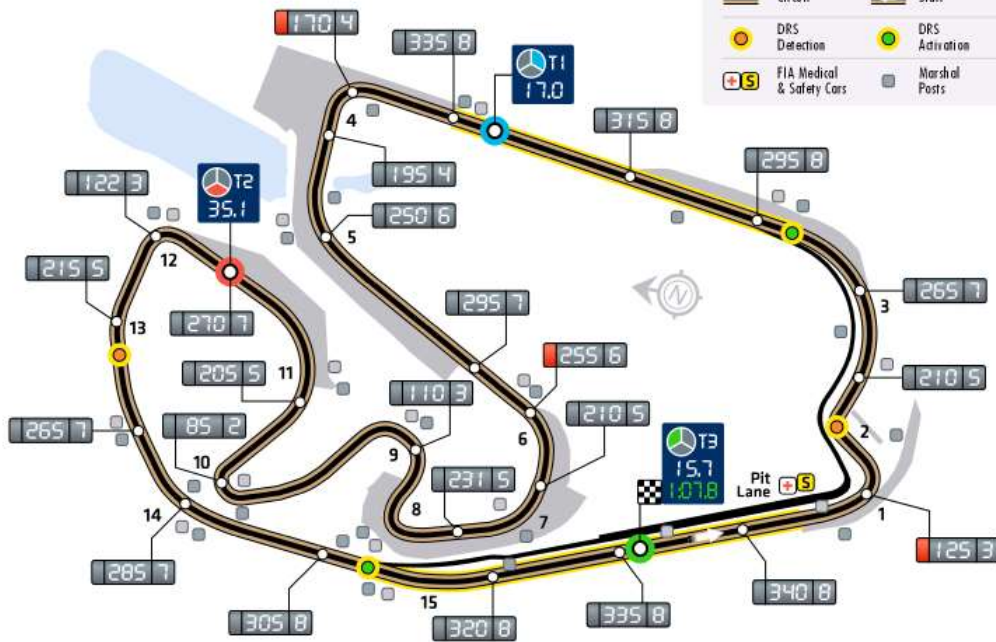
Speed Kmh: 125.3
 Braking: 125.3
 Gear: 3
 Sector Time: 15.7
 Timing Sector: T3
 Lap Time: 1:07.8

Sector 1 (Blue), Sector 2 (Red), Sector 3 (Green)

Circuit (Black), Start (Yellow), Finish (Checkered)

DRS Detection (Yellow), DRS Adraption (Green), Run-off Areas (Grey)

FIA Medical & Safety Cars (S), Marshal Posts (M), Light Panels (P)



Located in Sao Paulo, Interlagos includes the Autodromo Jose Carlos Pace racetrack, home to the Brazilian Grand Prix. The Interlagos circuit has played host to some of the most exciting and memorable races in recent Formula One history, including Lewis Hamilton winning the World Championship on the last lap of the 2008 race. Regarded as one of the most challenging circuits in Grand prix racing, Alain Prost still holds the record with six victories in Brazil.



2015 FORMULA 1 ETIHAD AIRWAYS ABU DHABI GRAND PRIX

YAS MARINA

Date	27-29 November	Race distance	305.355km
Circuit length	5.554 km	Number of laps	55













The Abu Dhabi Grand Prix located on Yas Island, is Formula One's first ever day-night race, with a local start time of 17:00. Floodlights are activated from the start of the race to provide a transition into the evening.



2015 FIA FORMULA ONE WORLD CHAMPIONSHIP

DRIVER STANDINGS

POS	Driver	Points										
1	Lewis Hamilton	277	25 1	18 2	25 1	25 1	18 2	15 3	25 1	18 2	25 1	8 6
2	Nico Rosberg	229	18 2	15 3	18 2	15 3	25 1	25 1	18 2	25 1	18 4	4 8
3	Sebastian Vettel	218	15 3	25 1	15 3	10 5	15 3	18 2	10 5	12 4	15 5	25 1
4	Kimi Räikkönen	119	0 DNF	12 4	12 4	18 2	10 5	8 6	12 4	0 DNF	4 8	0 DNF
5	Valtteri Bottas	111	0 DNS	10 5	8 6	12 4	12 4	0 14	15 3	10 5	10 5	0 13
6	Felipe Massa	97	12 4	8 6	10 5	1 10	8 6	0 15	8 6	15 3	12 4	0 12
7	Daniel Ricciardo	73	8 6	1 10	2 9	8 6	6 7	10 5	0 13	1 10	0 DNF	15 3
8	Daniil Kvyat	66	0 DNS	2 9	0 DNF	2 9	1 10	12 4	2 9	0 12	8 6	18 2
9	Romain Grosjean	44	0 DNF	0 11	6 7	6 7	4 8	0 12	1 10	0 DNF	0 DNF	6 7
10	Sergio Perez	39	1 10	0 13	0 11	4 8	0 13	6 7	0 11	2 9	2 9	0 DNF
11	Nico Hulkenberg	38	6 7	0 14	0 DNF	0 13	0 15	0 11	4 8	8 6	6 7	0 DNS
12	Max Verstappen	32	0 DNF	6 7	0 17	0 DNF	0 11	0 DNF	0 15	4 8	0 DNF	12 4
13	Felipe Nasr	17	10 5	0 12	4 8	0 12	0 12	2 9	0 16	0 11	0 DNS	0 11
14	Pastor Maldonado	16	0 DNF	0 DNF	0 DNF	0 15	0 DNF	0 DNF	6 7	6 7	0 DNF	0 14
15	Carlos Sainz Jr	12	2 9	4 18	0 14	0 DNF	2 9	1 10	0 12	0 DNF	0 DNF	0 DNF
16	Fernando Alonso	11	0 -	- DNF	0 12	0 11	0 DNF	0 DNF	6 7	6 7	0 DNF	0 14
17	Marcus Ericsson	9	4 8	0 DNF	1 10	0 14	0 14	0 13	0 14	0 13	0 11	1 10
18	Jenson Button	6	0 11	0 DNF	0 13	0 DNF	0 16	4 8	0 DNF	0 DNF	0 DNF	2 9
19	Roberto Merhi	0	0 -	0 15	0 16	0 17	0 18	0 16	0 DNF	0 14	0 12	0 15
20	Will Stevens	0	0 -	0 DNS	0 15	0 16	0 17	0 17	0 17	0 DNF	0 13	0 DNF
21	Alexander Rossi	0	0 -	0 -	0 -	0 -	0 -	0 -	0 -	0 -	0 -	0 -



2015 FIA FORMULA ONE WORLD CHAMPIONSHIP

DRIVER STANDINGS

POS	Driver	Points										
1	Lewis Hamilton	277	25 1	25 1	0 DNF	25 1						
2	Nico Rosberg	229	18 2	0 DNF	12 4	18 2						
3	Sebastian Vettel	218	0 DNF	18 2	25 1	15 2						
4	Kimi Räikkönen	119	6 7	10 5	15 3	12 4						
5	Valtteri Bottas	111	2 9	12 4	10 5	10 5						
6	Felipe Massa	97	8 6	15 3	0 DNF	0 17						
7	Daniel Ricciardo	73	0 DNF	4 8	18 2	0 15						
8	Daniil Kvyat	66	12 4	1 10	8 6	0 13						
9	Romain Grosjean	44	15 13	0 DNF	0 13	6 7						
10	Sergio Perez	39	10 5	8 6	6 7	0 12						
11	Nico Hulkenberg	38	0 DNS	6 7	12 4	8 6						
12	Max Verstappen	32	4 8	0 12	4 8	2 9						
13	Felipe Nasr	17	0 11	0 13	1 10	0 20						
14	Pastor Maldonado	16	0 DNF	0 DNF	0 12	4 8						
15	Carlos Sainz Jr	12	0 DNF	0 11	2 9	1 10						
16	Fernando Alonso	11	0 13	0 DNF	0 DNF	0 11						
17	Marcus Ericsson	9	1 10	2 9	0 11	0 14						
18	Jenson Button	6	0 14	0 14	0 DNF	0 16						
19	Roberto Merhi	0	0 15	0 16	0 -	0 -						
20	Will Stevens	0	0 16	0 15	0 15	0 19						
21	Alexander Rossi	0	0 -	0 -	0 14	0 18						

Key: 25 Points
1 Position
NC Not Classified
DNS Did Not Start
DNF Did Not Finish



2015 FIA FORMULA ONE WORLD CHAMPIONSHIP









TEAM STANDINGS

POS	Team	Points										
1	Mercedes AMG Petronas F1 Team	506	43	33	43	40	43	40	43	43	43	12
			1,2	2,3	1,2	1,3	1,2	1,3	1,2	1,2	1,2	1,2
2	Scuderia Ferrari	337	15	37	27	28	25	26	22	12	19	25
			3, DNF	1,4	3,4	2,5	3,5	2,6	4,5	4, DNF	3,8	1, DNF
3	Williams Martini Racing	208	12	18	18	13	20	0	23	25	22	0
			4	5,6	5,6	4,10	4,6	14,15	3,6	3,5	4,5	12,13
4	Infiniti Red Bull Racing	139	8	3	2	10	7	22	7	1	8	33
			6, DNS	9,10	9, DNF	6,9	7,10	4,5	9,13	10,12	6, DNF	2,3
5	Sahara Force India F1 Team	77	7	0	0	4	0	6	4	10	8	0
			7,10	13,14	11, DNF	8,13	13,15	7,11	8,11	6,9	7,9	DNF, DNF
6	Lotus F1 Team	60	0	0	6	6	4	0	7	6	0	6
			DNF, DNF	11, DNF	7, DNF	7,15	8, DNF	12, DNF	7,10	7, DNF	DNF, DNF	7,14
7	Scuderia Toro Rosso	44	2	10	0	0	2	1	0	4	0	12
			9, DNF	7,8	14,17	DNF, DNF	9,11	10, DNF	12,15	8, DNF	DNF, DNF	4, DNF
8	Sauber F1 Team	26	14	0	5	0	0	2	0	0	0	1
			5,8	12, DNF	8,10	12,14	12,14	9,13	14,16	11,13	11, DNS	10,11
9	McLaren Honda	17	0	0	0	0	0	4	0	0	1	12
			11, DNS	DNF, DNF	12,13	11, DNF	16, DNF	8, DNF	DNF, DNF	DNF, DNF	10, DNF	5,9
10	Manor Marussia F1 Team	0	0	0	0	0	0	0	0	0	0	0
			-	15, DNS	15,16	16,17	17,17	16,17	17, DNF	14, DNF	12,13	15, DNF



2015 FIA FORMULA ONE WORLD CHAMPIONSHIP

TEAM STANDINGS

POS	Team	Points									
1	Mercedes AMG Petronas F1 Team	506	43	25	12	43					
			1,2	1,DNF	4,NC	1,2					
2	Scuderia Ferrari	337	6	28	40	27					
			7,DNF	2,5	1,3	3,4					
3	Williams Martini Racing	208	10	27	10	10					
			6,9	3,4	5,NC	5,17					
4	Infiniti Red Bull Racing	139	12	5	26	0					
			4,DNF	8,10	2,6	13,15					
5	Sahara Force India F1 Team	77	10	14	6	8					
			5,DNS	6,7	7,NC	6,12					
6	Lotus F1 Team	60	15	0	0	10					
			3,DNF	DNF,DNF	12,13	7,8					
7	Scuderia Toro Rosso	44	4	0	6	3					
			8,DNF	11,12	8,9	9,10					
8	Sauber F1 Team	26	1	2	1	0					
			10,11	9,13	10,11	14,20					
9	McLaren Honda	17	0	0	0	0					
			13,14	14,DNF	NC,NC	11,16					
10	Manor Marussia F1 Team	0	0	0	0	0					
			15,16	15,16	14,15	18,19					

Key: 25 Points
 1 Position
 NC Not Classified
 DNS Did not Start
 DNF Did not Finish



2015 FIA FORMULA ONE WORLD CHAMPIONSHIP

STATISTICS

POLE POSITION, WINNER, FASTEST LAPS

GP	Pole position	Winner	Fastest lap
AUSTRALIA	Lewis Hamilton	Lewis Hamilton	Lewis Hamilton
MALAYSIA	Lewis Hamilton	Sebastian Vettel	Nico Rosberg
CHINA	Lewis Hamilton	Lewis Hamilton	Lewis Hamilton
BAHRAIN	Lewis Hamilton	Lewis Hamilton	Kimi Räikkönen
SPAIN	Nico Rosberg	Nico Rosberg	Lewis Hamilton
MONACO	Lewis Hamilton	Nico Rosberg	Daniel Ricciardo
CANADA	Lewis Hamilton	Lewis Hamilton	Kimi Räikkönen
AUSTRIA	Lewis Hamilton	Nico Rosberg	Nico Rosberg
GREAT BRITAIN	Lewis Hamilton	Lewis Hamilton	Lewis Hamilton
HUNGARY	Lewis Hamilton	Sebastian Vettel	Daniel Ricciardo
BELGIUM	Lewis Hamilton	Lewis Hamilton	Nico Rosberg
ITALY	Lewis Hamilton	Lewis Hamilton	Lewis Hamilton
SINGAPORE	Sebastian Vettel	Sebastian Vettel	Daniel Ricciardo
JAPAN	Nico Rosberg	Lewis Hamilton	Lewis Hamilton
RUSSIA			
USA			
MEXICO			
BRAZIL			
UAE			



2015 FIA FORMULA ONE WORLD CHAMPIONSHIP

DRIVERS AT A GLANCE

Driver	Debut	GP Entered	Poles	Podium	Wins	Titles	Total points
Lewis Hamilton	2007	162	49	82	41	2	1763
Nico Rosberg	2006	180	17	37	11	0	1108.5
Daniel Ricciardo	2011	83	0	10	3	0	341
Daniil Kvyat	2014	32	0	1	0	0	74
Valtteri Bottas	2013	51	0	7	0	0	230
Felipe Massa	2002	224	16	41	11	0	1047
Sebastian Vettel	2007	153	46	76	42	4	1836
Kimi Räikkönen	2001	225	16	79	20	1	1143
Fernando Alonso	2002	247	22	97	32	2	1778
Jenson Button	2000	279	8	50	15	1	1204
Nico Hulkenberg	2010	89	1	0	0	0	270
Sergio Perez	2011	88	0	4	0	0	227
Romain Grosjean	2009	78	0	10	0	0	280
Pastor Maldonado	2011	90	1	1	1	0	65
Marcus Ericsson	2014	30	0	0	0	0	9
Felipe Nasr	2015	13	0	0	0	0	17
Max Verstappen	2015	14	0	0	0	0	32
Carlos Sainz Jr	2015	14	0	0	0	0	12
Roberto Merhi	2014	11	0	0	0	0	0
Will Stevens	2014	13	0	0	0	0	0
Alexander Rossi	2015	2	0	0	0	0	0



2015 FIA FORMULA ONE WORLD CHAMPIONSHIP

TEAMS AT A GLANCE

Team	F1 Titles	Debut	Wins	Pole	Fastest Laps	Total Points
Mercedes AMG Petronas F1 Team	1	1954	40	48	34	2086
Infiniti Red Bull Racing	4	2005	50	57	47	3004.5
Williams Martini Racing	9	1978	114	128	133	3283
Scuderia Ferrari	16	1950	224	208	232	6181.5
McLaren Honda	8	1966	182	155	152	5030.5
Sahara Force India F1 Team	0	2008	0	1	3	568
Lotus F1 Team	3	1981	37	51	36	2521.5
Sauber F1 Team	0	1993	1	1	3	448
Scuderia Toro Rosso Team	0	2006	1	1	0	243
Manor Marussia F1 Team	0	2010	0	0	0	2



2015 FIA FORMULA 1 WORLD CHAMPIONSHIP TEAM INFORMATION

MERCEDES AMG PETRONAS FORMULA ONE TEAM



AMG
PETRONAS
 FORMULA ONE TEAM

Headquarters	Operations Centre Brackley NN13 7BD England	Telephone Fax Website	+44 (0)1280 844 000 +44 (0) 1280 844 001 www.mercedesAMGF1.com
---------------------	--	-----------------------------	--

Executive Director (Business)	Toto Wolff	Managing Director,	Andy Cowell
Executive Director (Technical)	Paddy Lowe	Mercedes AMG High Performance Powertrains	

Media Contacts Bradley Lord Mob: + 44 (0)7785 682 893
 Email: blord@mercedesamgf1.com

Formula 1 Debut	1954	Chassis	F1 W06 Hybrid
Constructors' Titles	1	Motor	Mercedes-Benz PU106B Hybrid
GP Starts	122		
GP Wins	40		
Fastest Laps	34		
Pole Positions	48	Total Points	2086

NICO ROSBERG 06



Date of Birth	27/06/1985
Formula 1 Debut	2006
GP Starts	180
GP Wins	11
Pole Positions	17
Podiums	37
F1 Titles	0
Total F1 Points	1108.5



LEWIS HAMILTON 44



Date of Birth	07/01/1985
Formula 1 Debut	2007
GP Starts	162
GP Wins	41
Pole Positions	49
Podiums	82
F1 Titles	2
Total F1 Points	1763





INFINITI REDBULL RACING



Headquarters	Bradbourne Drive Tilbrook Milton Keynes MK7 8BJ, England	Telephone	+44 (0)1908 279700
		Fax	+44 (0)1908 279810
		Website	www.infiniti- redbullracing.com
Team Principal	Christian Horner	Chief Engineering Officer	Rob Marshall
Chief Technical Officer	Adrian Newey	Head of Aerodynamics	Dan Fallows
Chief Engineer, Car Engineering	Paul Monaghan	Chief Engineer, Performance Engineering	Pierre Waché
Media Contacts	Nikki Vasiliadis Mob: +44 (0)7702353327 Email: nikki.vasiliadis@redbullracing.com		
Formula 1 Debut	2005	Chassis	RB11
Constructors' Titles	4	Motor	Renault
GP Starts	394		
GP Wins	50		
Fastest Laps	47		
Pole Positions	57	Total Points	3004.5

DANIIL KYAT 26



Date of Birth	26/04/1994
Formula 1 Debut	2014
GP Starts	32
GP Wins	0
Pole Positions	0
Podiums	1
F1 Titles	0
Total F1 Points	74



DANIEL RICCIARDO 03



Date of Birth	01/07/1989
Formula 1 Debut	2011
GP Starts	83
GP Wins	3
Pole Positions	0
Podiums	10
F1 Titles	0
Total F1 Points	341





WILLIAMS MARTINI RACING

WILLIAMS MARTINI RACING



Headquarters	Grove, Wantage Oxfordshire OX12 0DQ England	Telephone	+44 (0)1235 777 700
		Fax	+44 (0)1235 777 960
		Website	www.williamsf1.com

Team Principal	Sir Frank Williams	Sporting Manager	Steve Nielsen
Technical Chief	Pat Symonds	Head of Aerodynamics	Jason Somerville
Deputy	Claire Williams		
Team Principal			

Media Contacts Sophie Ogg Mob: +44 (0)7977 275762
Email: sophie.ogg@williamsf1.com

Formula 1 Debut	1978	Chassis	Williams FW37
Constructors' Titles	9	Motor	Mercedes Benz
GP Starts	644		
GP Wins	114		
Fastest Laps	133		
Pole Positions	128	Total Points	3283



FELIPE MASSA 19



Date of Birth	25/04/1981
Formula 1 Debut	2002
GP Starts	224
GP Wins	11
Pole Positions	16
Podiums	41
F1 Titles	0
Total F1 Points	1047



VALTTERI BOTTAS 77



Date of Birth	28/08/1989
Formula 1 Debut	2013
GP Starts	51
GP Wins	0
Pole Positions	0
Podiums	7
F1 Titles	0
Total F1 Points	301



SCUDERIA FERRARI



Headquarters	Ferrari S.p.A. Via Ascari 55-57 41053 Maranello Italy	Telephone	+39 536 949 111
		Fax	+39 536 949 049
		Website	www.ferrari.com
Team Principal	Maurizio Arrivabene	Power Unit Director	Mattia Binotto
Technical Director	James Allison	Production Director	Corrado Lanzone
Media Contacts	Alberto Antonini Mob: +39 344 0556 635 Email: Alberto.Antonini@ferrari.com		
Formula 1 Debut	1950	Chassis	SF15-T 313 Vettel, 311 Räikkönen
Constructors' Titles	16	(Engine) Power unit	F-060/4 Hybrid
GP Starts	911		
GP Wins	227		
Fastest Lap	232		
Pole Positions	208	Total Points	6181.5

SEBASTIAN VETTEL 5



Date of Birth	03/07/1987
Formula 1 Debut	2007
GP Starts	153
GP Wins	42
Pole Positions	46
Podiums	76
F1 Titles	4
Total F1 Points	1836

KIMI RÄIKKÖNEN 7



Date of Birth	17/10/1979
Formula 1 Debut	2001
GP Starts	226
GP Wins	20
Pole Positions	16
Podiums	79
F1 Titles	1
Total F1 Points	1143



MCLAREN HONDA

McLAREN HONDA

Headquarters	McLaren Technology Centre Chertsey Road Woking, Surrey GU21 4YH, England	Telephone	+44 (0) 1483 261 900
		Fax	+44 (0) 1483 261 963
		Website	www.mclaren.com

Team Chief	Eric Boullier	Chief Operating Officer	Jonathan Neale
Team Manager	David Redding	Technical Chief	Tim Goss

Media Contacts Matt Bishop
 Email: matt.bishop@mclaren.com

Formula 1 Debut	1966	Chassis	MP4-30
Constructors' Titles	8	Motor	Honda RA615H Hybrid
GP Starts	775		
GP Wins	182		
Fastest Laps	152		
Pole Positions	155	Total Points	5030.5



FERNANDO ALONSO
 14



Date of Birth	29/07/1981
Formula 1 Debut	2001
GP Starts	247
GP Wins	32
Pole Positions	22
Podiums	97
F1 Titles	2
Total F1 Points	1778

JENSON BUTTON 22



Date of Birth	19/01/1980
Formula 1 Debut	2000
GP Starts	279
GP Wins	15
Pole Positions	8
Podiums	50
F1 Titles	1
Total F1 Points	1204





SAHARA FORCE INDIA F1 TEAM



Headquarters	Dadford Road Silverstone NN12 8TJ England	Telephone	+44 (0)1327 850 800
		Fax	+44 (0)1327 857 993
		Website	www.forceindiaf1.com

Team Chief	Dr. Vijay Mallya	Technical Chief	Andrew Green
Sporting Director	Andy Stevenson	Chief Operating Officer	Otmar Szatnauer

Media Contacts Will Hings Mob: +44 (0)7734 202020
Email: will.hings@forceindiaf1.com

Formula 1 Debut	2008	Chassis	Force India VJM08
Constructors' Titles	0	Motor	Mercedes Benz PU1 06A Hybrid
GP Starts	145		
GP Wins	0		
Fastest Laps	3		
Pole Positions	1	Total Points	568

SERGIO PEREZ 11



Date of Birth	26/01/1990
Formula 1 Debut	2011
GP Starts	88
GP Wins	0
Pole Positions	0
Podiums	4
F1 Titles	0
Total F1 Points	227

NICO HULKENBERG 27



Date of Birth	19/08/1987
Formula 1 Debut	2010
GP Starts	89
GP Wins	0
Pole Positions	1
Podiums	0
F1 Titles	0
Total F1 Points	270



LOTUS F1 TEAM



Headquarters	Whiteways Technical Centre Enstone OX7 4EE, England	Telephone	+44 (0)1608 678 000
		Fax	+44 (0)1608 678 609
		Website	www.lotusf1team.com

Team Principal	Gerard Lopez	Team Director	Nick Chester
Race Team Manager	Paul Seaby		

Media Contacts Andy Stobart Mob: +44 (0)7703 366 151
Email: andy.stobart@lotusf1team.com

Aurelie Donzelot Mob: +44 (0)7825 938 476
Email: aurelie.donzelot@lotusf1team.com

Formula 1 Debut	1981	Chassis	E23 Hybrid
Constructors' Titles	3	Motor	Mercedes-Benz
GP Starts	553		
GP Wins	37		
Fastest Laps	36		
Pole Positions	51	Total Points	2521.5

ROMAIN GROSJEAN

8



PASTOR MALDONADO

13




Date of Birth	17/04/1986
Formula 1 Debut	2009
GP Starts	78
GP Wins	0
Pole Positions	0
Podiums	10
F1 Titles	0
Total F1 Points	280

Date of Birth	09/03/1985
Formula 1 Debut	2011
GP Starts	90
GP Wins	1
Pole Positions	1
Podiums	1
F1 Titles	0
Total F1 Points	65



SAUBER F1 TEAM



Headquarters	Wildbachstrasse 9 8340 Hinwil Switzerland	Telephone	+41 44 973 9000
		Fax	+44 44 973 9001
		Website	www.sauberf1team.com
Team Chief	Monisha Kaltenborn	Team Manager	Beat Zehnder
Media Contacts	Robert Höpolseder Mob: +41 79 770 1819 Email: Robert.Hoepolseder@sauber-motorsport.com		
	Marleen Seilheimer Mob: +41 79 264 2849 Email: marleen.seilheimer@sauber-motorsport.com		
Formula 1 Debut	1993	Chassis	Sauber C34
Constructors' Titles	0	Motor	Ferrari
GP Starts	398		
GP Wins	1		
Fastest Laps	3		
Pole Positions	1	Total Points	448



MARCUS ERICSSON
09



Date of Birth	02/09/1990
Formula 1 Debut	2014
GP Starts	30
GP Wins	0
Pole Positions	0
Podiums	0
F1 Titles	0
Total F1 Points	9



FELIPE NASR 12



Date of Birth	21/08/1992
Formula 1 Debut	2015
GP Starts	13
GP Wins	0
Pole Positions	0
Podiums	0
F1 Titles	0
Total F1 Points	17



SCUDERIA TORO ROSSO



Headquarters	Via Boaria, 229 48018 Faenza RA Italy	Telephone	+39 (0)546 696 111
		Fax	+39 (0)546 620 998
		Website	www.tororosso.com
Team Principal	Franz Tost	Team Manager	Graham Watson
Technical Director	James Key		
Media Contacts	Fabiana Valenti Mob: +39 335 7113 694 Email: fabiana.valenti@tororosso.com		
Formula 1 Debut	2006	Chassis	STR10
Constructors' Titles	0	Motor	Renault
GP Starts	180		
GP Wins	1		
Fastest Laps	0		
Pole Positions	1	Total Points	243

MAX VERSTAPPEN
33



CARLOS SAINZ
55



Date of Birth	30/09/1997
Formula 1 Debut	2015
GP Starts	14
GP Wins	0
Pole Positions	0
Podiums	0
F1 Titles	0
Total F1 Points	32

Date of Birth	01/09/1994
Formula 1 Debut	2015
GP Starts	13
GP Wins	0
Pole Positions	0
Podiums	0
F1 Titles	0
Total F1 Points	12



MANOR MARUSSIA



Headquarters	Manor Technical Centre Chalker Way Banbury Oxfordshire OX16 4XD England	Telephone	Tbc
		Website	www.manorf1team.com
Team Principal	John Booth	President & Sporting Director	Graeme Lowden
Technical Director	John McQuilliam		
Media Contacts	Tracy Novak Mob: +44 (0)7701 382 031 Email: tracy.novak@manorf1team.com		
Formula 1 Debut	2010	Chassis	TBC
Constructors' Titles	0	Motor	Ferrari
GP Starts	66		
GP Wins	0		
Fastest Laps	0		
Pole Positions	0	Total Points	2

WILL STEVENS 28



Date of Birth	28/06/1991
Formula 1 Debut	2014
GP Starts	11
GP Wins	0
Pole Positions	0
Podiums	0
F1 Titles	0
Total F1 Points	0

ROBERTO MERHI 98



Date of Birth	22/03/1991
Formula 1 Debut	2015
GP Starts	11
GP Wins	0
Pole Positions	0
Podiums	0
F1 Titles	0
Total F1 Points	0



HISTORY BOOKS: FIGURES / FACTS / STATISTICS

DRIVERS WORLD CHAMPIONS 1982–2014

Year	Driver	Nat.	Team	Points	Wins	Poles
2014	Lewis Hamilton	GBR	Mercedes AMG Petronas F1	384	11	7
2013	Sebastian Vettel	GER	RBR-Renault	397	13	9
2012	Sebastian Vettel	GER	RBR-Renault	281	5	6
2011	Sebastian Vettel	GER	RBR-Renault	392	11	15
2010	Sebastian Vettel	GER	RBR-Renault	256	5	10
2009	Jenson Button	GBR	Brawn Mercedes	95	6	6
2008	Lewis Hamilton	GBR	McLaren Mercedes	98	5	7
2007	Kimi Räikkönen	FIN	Ferrari	110	6	3
2006	Fernando Alonso	ESP	Renault	134	7	6
2005	Fernando Alonso	ESP	Renault	133	7	6
2004	Michael Schumacher	GER	Ferrari	148	13	8
2003	Michael Schumacher	GER	Ferrari	93	6	5
2002	Michael Schumacher	GER	Ferrari	144	11	9
2001	Michael Schumacher	GER	Ferrari	123	9	11
2000	Michael Schumacher	GER	Ferrari	108	9	9
1999	Mika Häkkinen	FIN	McLaren Mercedes	76	5	11
1998	Mika Häkkinen	FIN	McLaren Mercedes	100	8	9
1997	Jacques Villeneuve	CAN	Williams Renault	81	7	10
1996	Damon Hill	GBR	Williams Renault	97	8	9
1995	Michael Schumacher	GER	Benetton Renault	102	9	4
1994	Michael Schumacher	GER	Benetton Ford	92	8	6
1993	Alain Prost	FRA	Williams Renault	99	7	13
1992	Nigel Mansell	GBR	Williams Renault	108	9	14
1991	Ayrton Senna	BRA	McLaren Honda	96	7	8
1990	Ayrton Senna	BRA	McLaren Honda	78	6	10
1989	Alain Prost	FRA	McLaren Honda	76/81 *	4	2
1988	Ayrton Senna	BRA	McLaren Honda	90/94 *	8	13
1987	Nelson Piquet	BRA	Williams Honda	73/76 *	3	4
1986	Alain Prost	FRA	McLaren TAG Porsche	72/74 *	4	1
1985	Alain Prost	FRA	McLaren TAG Porsche	73/76 *	5	2
1984	Niki Lauda	AUT	McLaren TAG Porsche	72	5	0
1983	Nelson Piquet	BRA	Brabham BMW	59	3	1
1982	Keke Rosberg	FIN	Williams Ford	44	1	1



DRIVERS WORLD CHAMPIONS 1950–1981

Year	Driver	Nat.	Team	Points	Wins	Poles
1981	Nelson Piquet	BRA	Brabham	50	3	4
1980	Alan Jones	AUS	Williams	67	5	3
1979	Jody Scheckter	S	Ferrari	51	3	1
1978	Mario Andretti	USA	Lotus Ford	64	6	8
1977	Niki Lauda	AUT	Ferrari	72	3	2
1976	James Hunt	GBR	McLaren Ford	69	6	8
1975	Niki Lauda	AUT	Ferrari	64.5	5	9
1974	Emerson Fittipaldi	BRA	McLaren Ford	55	3	2
1973	Jackie Stewart	GBR	Tyrrell Ford	71	5	3
1972	Emerson Fittipaldi	BRA	Lotus Ford	61	5	3
1971	Jackie Stewart	GBR	Tyrrell Ford	62	6	6
1970	Jochen Rindt	AUT	Lotus Ford	45	5	3
1969	Jackie Stewart	GBR	Matra Ford	63	6	2
1968	Graham Hill	GBR	Lotus Ford	48	3	2
1967	Denny Hulme	NZE	Brabham Repco	51	2	0
1966	Jack Brabham	AUS	Brabham Repco	42/45 *	4	3
1965	Jim Clark	GBR	Lotus Climax	54	6	6
1964	John Surtees	GBR	Ferrari	40	2	2
1963	Jim Clark	GBR	Lotus Climax	54/73 *	7	7
1962	Graham Hill	GBR	BRM	42/52 *	4	1
1961	Phil Hill	USA	Ferrari	34/38 *	2	5
1960	Jack Brabham	AUS	Cooper Climax	43	5	3
1959	Jack Brabham	AUS	Cooper Climax	31/34 *	2	1
1958	Mike Hawthorn	GBR	Ferrari	42/49 *	1	4
1957	Juan-Manuel Fangio	ARG	Maserati	40/46 *	4	4
1956	Juan-Manuel Fangio	ARG	Lancia / Ferrari	30/33 *	3	5
1955	Juan-Manuel Fangio	ARG	Mercedes	40/41 *	4	3
1954	Juan-Manuel Fangio	ARG	Mercedes / Maserati	42/57 *	6	5
1953	Alberto Ascari	ITA	Ferrari	34.5/46.5 *	5	6
1952	Alberto Ascari	ITA	Ferrari	36/52.5 *	6	5
1951	Juan-Manuel Fangio	ARG	Alfa Romeo	31/37 *	3	4
1950	Guiseppe Farina	ITA	Alfa Romeo	30	3	2



CONSTRUCTOR WORLD CHAMPIONS 1982 – 2014

Year	Constructor	Points	Driver
2014	Mercedes AMG Petronas F1	701	L Hamilton, N Rosberg
2013	Red Bull Racing-Renault	596	S. Vettel, M. Webber
2012	Red Bull Racing-Renault	460	S. Vettel, M. Webber
2011	Red Bull Racing-Renault	650	S. Vettel, M. Webber
2010	Red Bull Racing-Renault	498	S. Vettel, M. Webber
2009	Brawn Mercedes	172	J. Button, R. Barrichello
2008	Ferrari	172	K. Räikkönen, F. Massa
2007	Ferrari	204	K. Räikkönen, F. Massa
2006	Mild Seven Renault F1	206	F. Alonso, G. Fisichella
2005	Mild Seven Renault F1	191	F. Alonso, G. Fisichella
2004	Ferrari	262	M. Schumacher, R. Barrichello
2003	Ferrari	158	M. Schumacher, R. Barrichello
2002	Ferrari	221	M. Schumacher, R. Barrichello
2001	Ferrari	179	M. Schumacher, R. Barrichello
2000	Ferrari	170	M. Schumacher, R. Barrichello
1999	Ferrari	128	M. Schumacher, E. Irvine
1998	McLaren Mercedes	156	M. Häkkinen, D. Coulthard
1997	Williams Renault	123	J. Villeneuve, H.-H. Frentzen
1996	Williams Renault	175	D. Hill, J. Villeneuve
1995	Benetton Renault	137	M. Schumacher, J. Herbert
1994	Williams Renault	118	A. Senna, D. Hill, D. Coulthard, N. Mansell
1993	Williams Renault	168	A. Prost, D. Hill
1992	Williams Renault	164	N. Mansell, R. Patrese
1991	McLaren Honda	139	A. Senna, G. Berger
1990	McLaren Honda	121	A. Senna, G. Berger
1989	McLaren Honda	141	A. Prost, A. Senna
1988	McLaren Honda Turbo	199	A. Senna, A. Prost
1987	Williams Honda Turbo	137	N. Piquet, N. Mansell, R. Patrese
1986	Williams Honda Turbo	141	N. Mansell, N. Piquet
1985	McLaren TAG Porsche Turbo	90	A. Prost, N. Lauda, J. Watson
1984	McLaren TAG Porsche Turbo	143.5	N. Lauda, A. Prost
1983	Ferrari Turbo	89	P. Tambay, R. Arnoux
1982	Ferrari Turbo	74	G. Villeneuve, D. Pironi, P. Tambay, M.



CONSTRUCTOR WORLD CHAMPIONS 1958 – 1981

Year	Constructor	Points	Driver
1981	Williams Ford	95	A. Jones, C. Reutemann
1980	Williams Ford	120	A. Jones, C. Reutemann
1979	Ferrari	113	J. Scheckter, G. Villeneuve
1978	Lotus Ford	86	Mario Andretti, R. Peterson, J. P. Jarier
1977	Ferrari	95	N. Lauda, C. Reutemann, G. Villeneuve
1976	Ferrari	83	N. Lauda, C. Regazzoni, C. Reutemann
1975	Ferrari	72.5	N. Lauda, C. Regazzoni
1974	McLaren Ford	73	E. Fittipaldi, D. Hulme
1973	Lotus Ford	92	E. Fittipaldi, R. Peterson
1972	Lotus Ford	61	E. Fittipaldi, D. Walker, R. Wisell
1971	Tyrrell Ford	73	J. Stewart, F. Cevert
1970	Lotus Ford	59	J. Rindt, R. Wisell, E. Fittipaldi, J. Miles
1969	Matra Ford (Tyrrell)	66	J. Stewart, J. P. Beltoise, J. Servoz-Gavin
1968	Lotus Ford	62	G. Hill, J. Clark, J. Oliver
1967	Brabham Repco	63	D. Hulme, J. Brabham
1966	Brabham Repco	42/49 *	J. Brabham, D. Hulme
1965	Lotus Climax	54/59 *	J. Clark, M. Spence
1964	Ferrari	45/49 *	J. Surtees, L. Bandini
1963	Lotus Climax	54/74 *	J. Clark, T. Taylor
1962	BRM	42/56 *	G. Hill, R. Ginther
1961	Ferrari	40/52 *	P. Hill, W. von Trips, R. Ginther, G.
1960	Cooper Climax	48/58 *	J. Brabham, B. McLaren, H. Taylor,
1959	Cooper Climax	40/53 *	J. Brabham, J. L. Trintignant, B. McLaren,
1958	Vanwall	48/57 *	S. Moss, T. Brooks, S. Lewis-Evans



DRIVERS' RECORDS

THE MOST...

F1 Titles			GP Wins			Points		
1	M. Schumacher	7	1	M. Schumacher	91	1	S. Vettel	1836
2	J. -M. Fangio	5	2	A. Prost	51	2	F. Alonso	1778
3	S. Vettel	4	3	A. Senna	41	3	L. Hamilton	1763
=	A. Prost	4	4	S. Vettel	42	4	M. Schumacher	1462
4	J. Brabham	3	5	L. Hamilton	41	5	J. Button	1204
=	J. Stewart	3	6	F. Alonso	32	6	K. Räikkönen	1143
=	N. Lauda	3	7	N. Mansell	31	7	N. Rosberg	1108.5
=	N. Piquet	3	8	J. Stewart	27	8	F. Massa	1047
5	A. Senna	3	9	J. Clark	25	9	M. Webber	786.5
			=	N. Lauda	25	10	A. Prost	768.5

GP Starts			Pole positions			Fastest lap		
1	R. Barrichello	322	1	M. Schumacher	68	1	M. Schumacher	77
2	M. Schumacher	306	2	A. Senna	65	2	K. Räikkönen	42
3	J. Button	279	3	L. Hamilton	49	3	A. Prost	41
4	R. Patrese	256	4	S. Vettel	46	4	N. Mansell	30
5	J. Trulli	254	5	J. Clark	33	5	J. Clark	28
6	D. Coulthard	247	=	A. Prost	33	6	M. Häkkinen	25
7	F. Alonso	247	6	N. Mansell	32	=	L. Hamilton	25
8	G. Fischella	230	7	J.M. Fangio	29	7	N. Lauda	24
9	K. Räikkönen	225	8	M. Häkkinen	26	=	S. Vettel	24
10	F. Massa	224	9	N. Lauda	24	8	N. Piquet	23
			=	N. Piquet	24	9	J. M. Fangio	22



TEAM RECORDS

THE MOST...

F1 Title		
1	Ferrari	16
2	Williams	9
3	McLaren	8
4	Lotus (1952)	7
5	Red Bull	4
6	Brabham	2
=	Cooper	2
=	Renault	2

GP Wins		
1	Ferrari	224
2	McLaren	182
3	Williams	114
4	Lotus (1952)	81
5	Red Bull	50
6	Mercedes AMG	40
7	Brabham	35
=	Renault	35
8	Benetton	27
9	Tyrrell	23
10	BRM	17

Fastest Laps		
1	Ferrari	232
2	McLaren	152
3	Williams	133
4	Lotus (1952)	76
5	Red Bull	47
6	Brabham	41
7	Benetton	36
8	Mercedes AMG	34
9	Renault	31
10	Tyrrell	20

GP Starts		
1	Ferrari	903
2	McLaren	775
3	Williams	644
4	Lotus (1952)	588
5	Tyrrell	430
6	Brabham	394
7	Sauber	381
8	Minardi	340
9	Ligier	326
10	Arrows	291

Pole positions		
1	Ferrari	208
2	McLaren	155
3	Williams	128
4	Lotus (1952)	107
5	Red Bull	57
6	Renault	51
7	Mercedes AMG	48
8	Brabham	39
9	Benetton	15
10	Tyrell	14

Points		
1	Ferrari	6181.5
2	McLaren	5030.5
3	Williams	3273
4	Red Bull	3004.5
5	Lotus (1981)	2521.5
6	Mercedes AMG	2086
7	Lotus (1952)	1333
8	Renault	1318
9	Brabham	864
10	Benetton	851.5

SUPPORT RACES



GP2 SERIES

Ten years ago, the GP2 Series™ was born and since 2005, it has firmly established itself on the world stage as one of the premier one-make racing championships in the world. The combination of a fast, safe, high tech car with a talent pool of the best up-and-coming drivers in single-seater motorsport has made the series a must-see for fans of real racing.

In 2015, eight out of twenty drivers of the current Formula One grid got their chance to race at the pinnacle of motorsport after proving their worth in the GP2 Series. In fact, over 60 drivers so far have received the opportunity to drive an F1 car as a result of their time in GP2 since we began.

Since the inaugural season, drivers have graduated from GP2 to F1 every year, from our first ever champion Nico Rosberg to newly crowned Jolyon Palmer and Felipe Nasr this year. Five of our Champions are racing in F1 again this season reaffirming if need be that GP2 is the natural path to the pinnacle of motorsport.

The eleventh season of our Series promises incredible battles throughout the field as our young drivers fight to follow in the footsteps of their now famous forebears all the way to the top.

The series provides an opportunity for our talents to show their ability in front of the F1 teams as they compete on world-renowned circuits throughout Europe, on a car created to ensure that the challenge for the teams is also maintained.

Our partner Pirelli, one of the most respected names in top level automotive expertise, allows the GP2 Series to constantly evolve and, along with further relationships with a host of committed suppliers, to create a category which is both affordable, and technologically advanced.

The series also benefits from close ties to the FIA, the governing body of world motorsport, and FOM: the FIA scrutineer the cars and oversee the running of all GP2 events, while FOM's unparalleled expertise in the broadcasting and marketing of the GP2 Series has ensured that it has truly global reach and appeal.

This year again we look forward to providing ever more excitement for our fans, as the best young drivers in the world fight for their place with the cream of racing talent in Formula 1.



The Values

Since its inception the GP2 Series TM was designed to reflect five core values: performance, cost control, entertainment, safety and preparation. The sporting and technical regulations are the blueprint of the championship and are only changed if the proposed modifications fit into the template formed by these values, which remain the guiding principles of the GP2 Series TM.

Performance

GP2 lap times are highly competitive with the final few rows on the F1 grid, proving that there isn't another junior formula, which can match the performance levels of the GP2 Series TM. Engines, which provide over 612bhp, no electronic gizmos such as traction control or power steering, plus ground effects and proper slick tyres make the GP2 cars powerful and tricky beasts to handle.

Cost control

Operating at about 1% of the cost of running a Formula One team, GP2 Series TM teams nevertheless race on the same tracks, on the same weekends, for the same audience and offer very impressive racing for the crowd and the F1 paddock to enjoy. With centralised purchasing, strict limits on testing and an outright ban on individual developments costs are kept in check, while modifications are made with an eye on how they will affect the price structure for the teams.

To cut down the costs even more in 2014, the organisers have decided to keep the GP2/11, the Series' third generation car for another year instead of introducing a new chassis.

Entertainment

By far GP2's biggest selling point is the excitement its races provide for the fans. With two races per weekend, reverse grids, compulsory pit stops, Prime and Option tyres and 26 identical cars on display, the series never fails to enthrall and entertain.

Safety

Racing at speeds very close to F1, safety is of course the highest priority. The GP2/11 car has passed every one of the stringent F1 FIA crash tests, and includes anti-intrusion panels, while wearing the HANS device is also compulsory. The series has a dedicated commitment to safety, which has been borne out over the last six years.

Preparation

The record speaks for itself: there has never been an F1 feeder category as successful as the GP2 Series TM. In 2014, the F1 grid is made up of ten GP2 graduates, including one that has become Formula One World Champion in 2008. There can be no finer testimonial to the benefit of the training the series provides to young drivers than that.



GP2 SERIES

TECHNICAL SPECIFICATIONS

What's new – The introduction of the DRS

Dimensions

Overall length: 5065 mm
Overall width: 1800 mm
Overall height: 1072 mm (including FOM roll hoop camera)
Wheelbase: 3120 mm
Overall weight: 688 kg (driver on-board)

Engine

V8 - 4 litre naturally aspirated - 612 HP @ 10.000 rpm - made by Mecachrome
8 in 1 exhaust
Fly by wire accelerator system
Rebuild after 3600 to 4000 km
Torque 500Nm @ 8000 rpm

Performances

Acceleration:
0 - 100 km/h, 2.90 sec
0 - 200 km/h, 6.60 sec
Maximum speed: 332 km/h (Monza aero configuration)
Max. Braking deceleration -3.5 G
Max. Lateral acceleration +/- 3.9 G

Monocoque and Bodywork

Survival cell - Sandwich Carbon/aluminium honeycomb structure made by Dallara
Front and rear wing - Carbon structures made by Dallara
Bodywork - Carbon - Kevlar honeycomb structures made by Dallara

Steering system

Non-assisted rack and pinion steering system
XAP steering wheel with dashboard, marshaling display, gear change and clutch paddles



Gearbox

6-speed longitudinal Hewland sequential gearbox
Electro-hydraulic command via paddle shift from steering wheel
AP Carbon clutch
No on-board starter, anti-stall system
Non hydraulic ramp differential

Fuel cell

FIA Standard
Premier FT5 125 litres

Electronic features

Magneti Marelli Marvel 8 ECU/GCU including data logging system
XAP power supply management unit
CAN data acquisition pre-equipment
Beacon receiver

Suspension

Double steel wishbones, pushrod operated, twin dampers and torsion bars suspension (F) and spring suspension (R)
Adjustable ride height, camber and toe
Two way (F) / Four way (R) adjustable Koni dampers
Adjustable anti-roll bar (Front/Rear)

Brakes

6 pistons monobloc Brembo callipers
Hitco carbon-carbon brake discs and pads

Wheels and tyres

F1 standard wheel dimensions
O.Z. Racing
Magnesium rims
13" x 12" front
13" x 13.7" rear
GP2 series specific Pirelli slick tyres



Safety standards

FIA F1 safety standards including: Front, side, rear and steering column impact tests
Front and rear roll hoop, impact structures and monocoque push tests
Anti-intrusion survival cell protection panels
Wheel retainer safety cables

Extinguisher System

LIFELINE (electrically operated)

Camera equipment

Roll hoop, nose cone and face shot camera pre-equipment.

DRS

Same functionality of DRS used in Formula One
Hydraulic activation

The Engine

The power behind the GP2 series lies in the 4-litre V8 engine, which sits in the back of every GP2 car. Assembled, maintained and rebuilt by Mecachrome in the same plant in which the marque's F1 engines are prepared, it is the beating heart of the GP2 Series.

Engine

Designed maintained and rebuilt by Mecachrome
V8 - 4 litre naturally aspirated - 612 HP @ 10.000 rpm.
8 in 1 exhaust.
Fly by wire accelerator system.
Rebuild after 3600 to 4000 km
Torque 500Nm @ 8000 rpm
Top Speed 328 km/h
0-100 km/h in 2.90 sec
0-200 km/h in 6.60 sec



The Tyres

Pirelli has been exclusive supplier of tyres to the GP2 Series since 2011, the same year that the Italian firm entered Formula One.

Just like Formula One, Pirelli has a range of four slick tyres for GP2: P Zero Orange hard, P Zero White medium, P Zero Yellow soft and P Zero Red supersoft. In addition to this, there is a wet-weather tyre, which has blue markings.

Every car will have five sets of slick tyres and three sets of wet-weather tyres available for the race weekend. The five sets of dry tyres comprise three sets of the harder compound and two sets of the softer compound

This year's GP2 tyres are an evolution of those used in 2014, designed to take into account the increased performance due to the adoption of DRS this season. The compound choices for each race will also be similar to those seen last year, with a few tweaks to reflect the lessons learned in 2014.

The aim is to make sure once more that the emphasis is always on high performance with a high level of deliberate degradation. The unique characteristics of the 2015 GP2 tyres will prepare the drivers for the demands they face at the very pinnacle of the sport, where tyre management is an essential skill. A rule introduced last year is that drivers will have to use both nominated compounds during the Feature Race, exactly as is the case in Formula One.

Pirelli's GP2 tyres are designed to be extremely versatile, adapting themselves well to a variety of different track temperatures, top speeds and downforce levels, as well as a wide range of lateral and longitudinal loadings.

The GP2 tyres are produced at Pirelli's cutting-edge competition tyre factory in Slatina, Romania. Tyre research and development is carried out by specialists based at Pirelli's headquarters in Milan, while the company's motorsport logistics facility is located in Didcot, United Kingdom.

In line with the Pirelli Group's Green Performance strategy – aimed at developing products and solutions that combine maximum performance with respect for the environment – GP2 and GP3 tyre production, as well as logistics and recycling procedures, are fully compliant with high environmental sustainability standards.



Paul Hembery, Pirelli's motorsport director, commented: "We're delighted to continue to supply the GP2 Series as it forms a vital part of our motorsport strategy in bridging the gap between GP3 – which we have supplied since 2010 – and Formula One. This year's GP2 tyres are designed as always to help prepare the stars of the future for the pinnacle of motorsport, following in the footsteps of the other Pirelli GP2 and GP3 drivers who have already successfully graduated to Formula One."

Tyre dimensions

Slick front tyres: 245 mm – 660 mm

Slick rear tyres: 325 mm – 660 mm

Wet front tyres: 245 mm – 660 mm

Wet rear tyres: 325 mm - 660 mm

Summary

- The GP2 Series uses slick Pirelli tyres in four specifications (supersoft, soft, medium and hard).
- Pirelli and the Series organisers nominate two slick compounds for each race weekend.
- Each driver has five sets of slick tyres per weekend – three of the harder compound and two of the softer compound.
- Each driver will also be provided with three sets of wet-weather tyres.
- The drivers and teams are free to use their entire tyre allocation as they like.
- During Race One the drivers have to carry out a compulsory pit stop during which a minimum of two tyres must be changed.
- Drivers must use both compounds during Race One.
- The pit stop may not be carried out until the driver has completed six laps.
- Pit stops during Race Two are optional.

Colour code for tyres

Hard = Orange

Medium = White

Soft = Yellow

Supersoft = Red

Rain = Blue



2015 GP2 SERIES CALENDAR

17-19 Apr	Sakhir International Circuit	Bahrain
08-10 May	Circuit de Barcelona – Catalunya	Spain
22-24 May	Circuit de Monaco	Monte Carlo
19-21 Jun	Red Bull Ring - Spielberg	Austria
03-05 Jul	Silverstone Circuit	Great Britain
24-26 Jul	Hungaroring - Budapest	Hungary
21-23 Aug	Circuit de Spa-Francorchamps	Belgium
04-06 Sep	Autodromo Nazionale - Monza	Italy
09-11 Oct	Sochi Autodrom	Russia
19-21 Nov	Sakhir International Circuit	Bahrain
27-29 Nov	Yas Marina Circuit - Abu Dhabi	UAE



2015 GP2 SERIES TEAMS & DRIVERS

CAR NO.	DRIVER	LICENSE	TEAM NAME
01	Pierre Gasly	FRA	DAMS
02	Alex Lynn	GBR	DAMS
03	Julian Leal	COL	Carlin
04	Sean Gelael	IND	Carlin
05	Stoffel Vandoorne	BEL	ART Grand Prix
06	Nobuharu Matsushita	JAP	ART Grand Prix
07	Jordan King	GBR	Racing Engineering
08	Alexander Rossi	USA	Racing Engineering
09	Mitch Evans	NZL	RUSSIAN TIME
10	Artem Markelov	RUS	RUSSIAN TIME
11	Raffaele Marciello	ITA	Trident
12	TBA		Trident
14	Arthur Pic	FRA	Campos Racing
15	Rio Haryanto	INA	Campos Racing
16	TBA	NED	MP Motorsport
17	Rene Binder (TBC)	AUT	MP Motorsport
18	Sergey Sirotkin	RUS	Rapax
19	Robert Visoiu	ROU	Rapax
20	André Negrao	BRA	Arden International
21	Norman Nato	FRA	Arden International
22	Marlon Stockinger	PHI	Status Grand Prix
23	Richie Stanaway	AUS	Status Grand Prix
24	TBA		Hilmer Motorsport
25	TBA	TBA	Hilmer Motorsport
26	Nathanaël Berthon	FRA	Lazarus
27	Sergio Canamasas	SPA	Lazarus



THE REGULATIONS

The GP2 Series is a one-make championship consisting of 26 identical cars. The chassis are designed by Dallara Automobili, and since 2012 has run under the specification GP2/11. The power base is a Mecachrome assembled 4L Renault V8 engine.

The GP2 Series uses **slick Pirelli tyres in four specifications** (super soft, soft, medium and hard), which are predetermined by Pirelli in advance of the race weekend. Each driver has **five** sets of dry-weather tyres per weekend – three of “*prime*” specification and two of “*option*” specification. Each driver will also be provided with **three** sets of wet-weather tyres.

The compulsory pit stop during Race One remains in which all four tyres must be changed. In a change of regulations in 2014, unless he has used wet-weather tyres during Race 1, **each driver must use at least one set of each specification of dry-weather tyres during Race 1.**

This mandatory pit stop may not be carried out until the driver has completed **six laps**.

No individual developments or upgrades are permitted in the series, and all spare parts must be purchased directly from the GP2 Series. Repairs of structural components must be carried out by Dallara in order to ensure integrity.

Weekend format and points allocation

A race weekend is composed of one practice session of **forty-five minutes** and one half hour qualifying session, followed by two races.

The qualifying session is a straight fight for fastest lap time, and determines the order of the grid for Race 1. **Four** points are awarded for pole position.

Race 1 is run over 170km or 60 minutes (except for Monaco where the race is run over 140km and in Budapest where the race is run over 160km), and each driver must complete one compulsory pit stop and must use at least one set of each specification of dry-weather tyres.

The **top ten drivers** score points (25, 18, 15, 12, 10, 8, 6, 4, 2, 1) with **two points** being awarded to the driver who set the fastest lap of the race.

The grid for Race 2 is determined by the finishing order of the first race, with the top 8 positions reversed. Race 2 is run over 120km or 45 minutes (except for Monaco where the race is run over 100km), with no pit stops allowed. The **top eight finishers** score points (15, 12, 10, 8, 6, 4, 2, 1) and the driver who sets the fastest lap scores **two points**.



Any driver who is not classified in the top ten positions at the end of the race or, didn't start the race from his normal grid position or, changed tyres during race two at a time when climatic conditions did not necessitate the use of a different specification of tyre, will not be eligible for points awarded for fastest lap.

What's new?

- GP2 cars now have the Drag Reduction System (DRS)
- The drivers are able to use the DRS as they wish within the designated DRS zones during free practice and qualifying. During both races however, the drivers will only be allowed to activate DRS within the designated zones when they are within less than a second of the car in front at the detection point.
- During the race, the DRS is available for use after two laps unless decided otherwise by the race director due to poor weather conditions or yellow flags in the designated DRS zones.
- The DRS zones will be the same as the ones used in Formula One on every circuit of the calendar.
- The same safety rules apply: the DRS is disabled at the end of the designated zones, and the first time the driver uses the brakes after activation.

PRESS CONTACTS

Head of Media and Communications

Mobile:

Email:

Website:

Alexa Quintin

+33 (0)6 23 900 777

alex@gp2series.com

www.gp2series.com



SUPPORT RACES

GP3 SERIES 2015

The most important goal of the GP3 Series is to give young upcoming drivers a chance to develop their driving skills and jump to the next step: GP2 and then onto Formula 1.

The first five seasons have exceeded expectations. The best European teams were chosen to take part, whilst the hottest young motor racing talents from across the globe filled their race seats. There was drama and excitement in abundance, and with the championship going down to the wire in four of the five years; we were treated to an epic fight for the crown.

And despite our series only running for five seasons, three of our GP3 Champions have reached the impressive heights of Formula 1. Our second GP3 Champion Valtteri Bottas will complete his third season with Williams Martini Racing whilst his successor Daniil Kvyat has graduated from Scuderia Toro Rosso to Infiniti Red Bull Racing for 2015. Our first Champion Esteban Gutiérrez has been named Scuderia Ferrari F1 Team Test and Reserve driver after driving for Sauber F1 Team for two consecutive seasons.

Reigning GP3 title winner Alex Lynn has been confirmed as Williams Martini Racing Development driver hoping to follow in the footsteps of fellow GP3 champion Bottas whilst Adderly Fong will also do the same role but for Lotus F1 Team. Numerous GP3 drivers have also chosen to take part in the official Formula One Young Drivers Test over the past few seasons. A total of 16 graduates have moved up to the higher echelons of motor sport.

The Series has been designed to make it the perfect driver training ground, not only for GP2, but also for Formula One. 2013 saw the introduction of the second-generation car, which has 400hp and thus has recorded lap times between five to seven seconds faster. The GP3/13 has been more powerful and challenging to drive, increasing the skill-set amongst our competitive and eager drivers. Using the same chassis, engine and tyre suppliers, 24 young drivers must showcase their skills both in speed and in managing tyres, just like they will have to do when they move up the motor sport ladder. And with two races per weekend and reverse grids, these skills will prove crucial in the battle to become GP3's champion.

Eight events on the calendar will be part of the Formula One support package giving drivers first-hand experience of racing in the Grand Prix environment and gaining that all-important F1 exposure. The Series travels to three flyaway races for 2015 with Sochi, Bahrain and Yas Marina making it a truly global experience.

Our partnerships with some of the best brains in the motor sport business, such as Dallara and Pirelli ensures our series is constantly evolving and, along with all of our other dedicated partners, creates a feeder series that stays ahead of the game and is technologically advanced whilst remaining affordable.

GP3 also benefits from close ties to the FIA, the governing body of world motor sport, and FOM: the FIA scrutineer the cars and oversee the running of all GP3 events, while FOM's unparalleled expertise in the broadcasting and marketing ensures that GP3 has truly global reach and appeal.



GP3 SERIES PHILOSOPHY AND VALUES

Since its inception the GP2 Series was designed to reflect five core values: performance, cost control, entertainment, safety and preparation. These values remain the guiding principles of the GP3 Series. The GP3 Series has been designed to keep the GP2 philosophy and its values intact.

PERFORMANCE

With GP3 lap times beating those of its nearest rivals, it was clear from the outset that we were never going to be just another championship in the ever expanding pool of junior formulae. Over 400HP engines, and no hidden snazzy gadgets like traction control or power steering, means it's all about the driver with these machines. We've also been told they're a lot of fun to drive!

COST CONTROL

Just like our sister Series GP2, GP3 races on the same tracks, on the same weekends and for the same crowds as Formula One with the same impressive display of racing – but for a minute fraction of the cost. Centralised purchasing, strict limits on testing and an outright ban on individual developments means costs are kept in check, while all modifications are made with an eye on how they affect the price structure for the teams.

ENTERTAINMENT

By far GP3's biggest selling point is the excitement its races provide for the fans. With two races per weekend, reverse grids and 24 identical cars on display, the series never fails to enthrall and entertain. There is also the added bonus of being able to catch the Formula One race after GP3 has packed up for the day!

SAFETY

Racing at such high speeds means safety is of course of the uppermost priority: the GP3 car has passed every one of the stringent F1 FIA tests. GP2 has been committed to safety over the last six years; something we have ensured is mirrored in the GP3 Series.

PREPARATION

The record speaks for itself: there has never been an F1 feeder category as successful as the GP2 Series with over half of the 2014 Formula 1 grid consisting of GP2 graduates. GP3 is following in the footsteps of its big sister series with three of our GP3 Champions having already raced in Formula 1 with four drivers named on the roster as development drivers. 17 drivers have progressed to GP2 and beyond which is high praise indeed.



TECHNICAL SIDE: THE CAR UP CLOSE

Design Criteria

- Aerodynamics optimized to facilitate overtaking. Very low ride height sensitivity and wide range of suspension set up possibilities.
- Cost effectiveness
- Compliant to FIA safety rules.
 - Static tests.
 - Crash tests.
 - Anti-intrusion panels.
 - Drivers head protection.

Technology

- Compromise between performance and cost effectiveness wherever possible.
- Extensive use of composite materials but limited usage of the most expensive carbon fibers.
- Sequential gearbox
- Electro-hydraulic gear shift system.
- All in one ECU- GCU – Data logger equipment.
- High-speed data acquisition system but no telemetry.

Chassis and Bodywork

- Chassis designed by Dallara Automobili.
- Carbon Monocoque complying with FIA Safety standards.
- Front and rear wing made out of carbon composite material.

Engine

- AER 6 cylinder 3.4 litres naturally aspirated 400 HP @ 8000 rpm.
- Fly by wire throttle system.

Gearbox

- Bespoke six gear longitudinal gearbox designed by Hewland.
- Magneti Marelli electro-hydraulic command via paddle shift from steering wheel.

Tyres

- Pirelli tyres.
- Three specific compounds developed for GP3 to provide:
The best suitable compound for every circuit.

Performance

- A top speed of 285km/h.
- Lateral acceleration up to +/- 2.6 G.
- Maximum braking deceleration -1.9 G
- Acceleration 0 – 100 km/h: 3.0 seconds
- Acceleration 0 – 200km/h: 7.7 seconds

THE OFFICIAL TYRE SUPPLIER



THE GP3 TYRES

Pirelli has been proud to support the GP3 Series since it began in 2010, marking the Italian firm's return to the top flight of single-seater racing. In 2013, the series upgraded to a brand new 400 horsepower car that was designed to bring it even closer to GP2 – and brand new tyres to cater for these increased demands.

Once more, Pirelli will offer an impressive cash incentive of 200,000 Euros to this year's GP3 Series Champion if they graduate to GP2 in 2016: growing the enduring appeal of GP3.

All the tyre compounds are a step softer for the 2015 GP3 Series, to emphasise degradation and lead to even more exciting races. For example, the 2015 hard compound will be roughly equivalent to the 2014 medium. The construction of the front tyre is also different in 2015, following the introduction of a larger front last year, in order to promote handling characteristics more biased towards oversteer: typical of more powerful, rear-wheel drive machinery. This year, the front profile has been optimized to enhance those characteristics, while the rear tyre stays the same.

Pirelli supplies the GP3 Series with three types of P Zero slick tyre (hard, medium and soft) – one type of which is nominated for each race weekend – and one pattern of wet weather tyre. For each race weekend every driver is provided with four sets of dry tyres and two sets of wet weather tyres.

Apart from being very versatile, the latest evolution of GP3 P Zero tyres are well adapted to the changing demands of difficult racing conditions, like variable track temperatures, high top speeds and downforce, as well as a wide range of lateral and longitudinal loadings.

As is the case in GP2 and Formula One, GP3 tyres put an emphasis on performance through deliberately high degradation, in order to encourage entertaining and closely fought races.

Paul Hembery, Pirelli's Motorsport Director, commented: "We've already seen three of our previous GP3 champions – Daniil Kvyat, Esteban Gutierrez and Valtteri Bottas – racing in Formula One, so this goes to show just how important the series is when it comes to shaping the champions of the future. The compounds are designed to be close in character to the GP2 tyres, with the emphasis on performance through deliberately high degradation, with the aim of enabling young drivers to learn as much as they can about tyre management at an early stage in their careers."

Tyre dimensions

Slick front tyres: 230 mm – 570 mm

Slick rear tyres: 290 mm – 590 mm

Wet front tyres: 230 mm – 570 mm

Wet rear tyres: 290 mm – 590 mm

What's new?

New construction for the front tyres. All compounds are a step softer.

Summary

The GP3 Series uses slick Pirelli tyres in three specifications (soft, medium and hard).

In addition, there is one wet-weather tyre.

Each car is allocated four sets of slick tyres and two sets of wet tyres per race weekend, and the drivers are allowed to use that allocation as they like.

RULES AND REGULATIONS



EACH EVENT WEEKEND WILL FEATURE ONE FORTY-FIVE MINUTE PRACTICE SESSIONS AND ONE HALF HOUR QUALIFYING SESSION, FOLLOWED BY TWO RACES.

The GP3 Series is a one-make championship consisting of 24 identical cars. The Chassis is designed and built by Dallara Automobili with a AER V6 3.4 litres naturally aspirated engine 400 BHP @8000 rpm.

The GP3 Series uses Pirelli PZero tyres in three specifications (hard, medium and soft). Each driver has four sets of dry-weather tyres and two sets of wet-weather tyres available at each event.

No individual developments or upgrades are permitted in the series, and all spare parts must be purchased directly from the GP3 Series. Repairs of structural components must be carried out by Dallara in order to ensure integrity.

WEEKEND FORMAT

A race weekend features one forty-five minute practice session and one thirty minute qualifying session, followed by two races.

The qualifying session is a straight fight for fastest lap time, and determines the order of the grid for Race 1. Four points are awarded for pole position.

The distance of both races is established prior to each event. However, should 40 minutes elapse before the designated number of laps for Race 1 the lead driver will be shown the chequered flag. Race two features a reverse grid and should 30 minutes elapse before the designated number of number of laps, the lead driver will be shown the chequered flag.

There are no mandatory pit stops and refueling is not permitted at any time in the pit lane or on the grid.

What's New? This season GP3 Race 1 has been extended from 30 minutes to 40 – giving us even more thrilling racing to enjoy!

RACE TWO GRID EXPLAINED

The first eight finishers in race one will start race two in reverse order, cars finishing in 9th position and downwards will start in their finishing position.

By way of illustration: Race one / Race two; Driver's Finishing Position / Driver's Starting Position

- 1st / 8th
- 2nd / 7th
- 3rd / 6th
- 4th / 5th
- 5th / 4th
- 6th / 3rd
- 7th / 2nd
- 8th / 1st
- 9th / 9th
- and so on



If there is a dead heat in race one, priority will be given to the driver with the most points in the drivers' championship.

POINTS

In Race 1 the top ten drivers score points (**25, 18, 15, 12, 10, 8, 6, 4, 2, 1**) with 2 points being awarded to the driver who set the fastest lap of the race.

In Race 2 the top eight drivers score points (**15, 12, 10, 8, 6, 4, 2, 1**) and the driver who sets the fastest lap scores two points.

The point for fastest lap in both Race 1 and Race 2 will only be awarded to a driver who finishes in the top 10, and who has started the race from the grid. Also for Race 2, if a driver changes their tyres for a reason, which is not related to climatic circumstances, they will not be eligible for the points for fastest lap.

Pole Position in race 1 also earns four points.



GP3 SERIES CALENDAR 2015

1	08-10 May	Barcelona, Spain
2	19-21 June	Spielberg, Austria
3	03-05 July	Silverstone, Great-Britain
4	24-26 July	Budapest, Hungary
5	21 -23 August	Spa-Francorchamps, Belgium
6	04-06 September	Monza, Italy
7	09-11 October	Sochi, Russia
8	19-21 November	Sakhir, Bahrain
9	27-29 November	Abu Dhabi, UAE



GP3 SERIES TEAMS & DRIVERS

Car no.	Driver	License	Team Name
1	Antonio Fuoco	ITA	Carlin
2	Jann Mardenborough	GBR	Carlin
3	Mitchell Gilbert	AUS	Carlin
4	Alfonso Celis. Jr	MEX	ART Grand Prix
5	Marvin Kirchhöfer	GER	ART Grand Prix
6	Esteban Ocon	FRA	ART Grand Prix
7	Seb Morris	GBR	Status Grand Prix
8	Alex Fontana	SUI	Status Grand Prix
9	Sandy Stuvik	THA	Status Grand Prix
10	Adderly Fong	HKG	Koiranen GP
11	Jimmy Eriksson	SWE	Koiranen GP
12	Matthew Parry	GBR	Koiranen GP
14	Kevin Ceccon	ITA	Arden International
15	Emil Bernstorff	GBR	Arden International
16	Aleksander Bosak	POL	Arden International
20	Pal Varhaug	NOR	Jenzer Motorsport
21	Matheo Tuscher	SUI	Jenzer Motorsport
22	Ralph Boschung	SUI	Jenzer Motorsport
23	Zaid Ashkanani	KUW	Campos Racing
24	Alex Palou	ESP	Campos Racing
25	TBA	HKG	Campos Racing
26	Artur Janosz	POL	Trident
27	Luca Ghiotto	ITA	Trident
28	TBA		Trident

NB* Still TBA












GP3 SERIES DRIVER STANDINGS

POS	Driver	Points																		
			R1	R2	R1	R2	R1	R2	R1	R2	R1	R2	R1	R2	R1	R2	R1	R2	R1	R2
1	L. Ghiotto	170	22	1	31	12	14	2	31	8	16	17	4	12						
2	E. Ocon	156	27	2	15	0	8	12	18	14	18	12	18	12						
3	M. Kirchofer	140	10	17	8	12	29	1	15	6	15	0	12	15						
4	E. Bernstorff	127	15	6	12	8	18	4	12	0	25	0	27	0						
5	K. Ceccon	77	6	4	0		6	17	6	15	0	0	15	8						
6	J. Eriksson	66	8	12	0	0	10	8	8	4	0	0	10	6						
7	A. Fuoco	46	4	8	18	0	0	0	4	0	12	0	0	0						
8	M. Parry	43	0	0	0	2	15	6	10	10	0	0	0	0						
9	J. Mardenborough	32	12	10	10	0	0	0	0	0	0	0	0	0						
10	R. Boschung	27	0	0	4	1	4	10	0	1	2	1	2	2						
11	M. Tuscher	22	0	0	0	0	1	0	1	0	0	8	8	4						
12	A. Celis Jr	19	1	0	0	0	0	0	0	0	8	10								
13	A. Palou	18	0	0	0	0	0	0	0	0	6	6	6	0						
14	O Tunjo	17	0	0	2	15	0	0												
15	A. Fontana	16	2	0	1	4	8	0	0	0	1	4	4	0						
16	S. Stuvik	7	0	0	6	0	0	0	0	0	0	0	0	1						
17	S. Morris	6	0	0	0	6	0	0	0	0	0	0	0	0						
18	P. Varhaug	4	0	0	0	0	0	0	2	2	0	0	0	0						
19	A. Janosz	4	0	0	0	0	2	0	0	0	0	2	0	0						
20	A. Bosak	4	0	0	0	0	0	0	0	0	4	0	0	0						
21	M. Gilbert	1	0	0	0	0	0	0	0	0	0	0	1	0						
22	A. Fong	0	0	0	0	0	0	0	0	0	0	0								
23	Z. Ashkanani	0	0	0	0	0	0	0	0	0	0	0	0	0						
24	A. Bonduel	0											0	0						
25	B. Massano	0											0	0						
26	B. Visser	0									0	0								
27	S. Gomez	0	0	0	0	0			0	0										
28	C. HOEHER	0					0	0												
29	C. Hoehner	0																		



GP3 SERIES TEAM STANDINGS

POS	Team	Points																		
			R1	R2	R1	R2	R1	R2	R1	R2	R1	R2	R1	R2	R1	R2	R1	R2	R1	R2
1	ART Grand Prix	315	38	19	23	12	37	13	33	20	41	22	30	27	0	0	0	0	0	0
2	Arden International	208	21	20	12	8	24	21	18	15	29	0	42	8	0	0	0	0	0	0
3	Trident	191	22	1	33	27	16	2	31	8	16	19	4	12	0	0	0	0	0	0
4	Koiranen GP	109	8	12	0	2	25	14	18	14	0	0	10	6	0	0	0	0	0	0
5	Carlin	79	16	18	28	0	0	0	4	0	12	0	1	0	0	0	0	0	0	0
6	Jenzer Motorsport	53	0	0	4	1	5	10	3	3	2	9	10	6	0	0	0	0	0	0
7	Status Grand Prix	29	2	0	7	10	0	0	0	0	1	4	4	1	0	0	0	0	0	0
8	Campos Racing	18	0	0	0	0	0	0	0	0	6	6	6	0	0	0	0	0	0	0

PRESS CONTACTS

Head of Media and Communications

Mobile:

Email:

GP3 Series Press Officer

Mobile:

Email :

Website:

Alexa Quintin

+33 (0)6 23 900 777

alexa@gp2series.com

Leandra Graves

00447796950141

leandra@gp3series.com

www.gp3series.com



SOCHI ENTERTAINMENT SECTION

CONCERTS

The 2015 headliners of the Russian Grand Prix concert programme will be Russian pop bands "Diskoteka Avariya" and "A'Studio", as well as the Australian singer Natalie Imbruglia, a three-time Grammy Award nominee and MTV Music Awards winner. The concerts will take place on the international stage on Saturday.

A series of concerts will be staged at the Central Plaza on Friday, October 9. At 6.40pm guests will be able to enjoy the "Diskoteka Avariya", Muz-TV and MTV awards winner. The evening will begin with a performance by DJ Legran, the official Russian Olympic team DJ at the Vancouver Games in 2010.

Saturday's show will start at 6pm. First on stage will be DJ Legran, after which spectators will see the Russian band Triangle Sun and Yana Rudkovskaya's Cinema and Show business Academy pupils' performance. Natalie Imbruglia's concert will begin at 8.10pm and conclude Saturday's part of the entertainment program.

On Sunday, right after the Formula 1 race, DJ Legran will return to the Central Plaza stage, followed by pop band "A'Studio" at 6pm.

Concert Schedule

October 9th

18:00 – 18:40 DJ Legran

18:40 – 19:40 Diskoteka Avariya

19:40 – 21:10 DJ Legran

October 10th

18:00 – 18:40 DJ Legran

18:40 – 19:40 Triangle Sun

19:40 – 20:10 Yana Rudkovskaya's S.T.A.R.S. Cinema and Show business academy pupils' show

20:10 – 21:10 Natalie Imbruglia

October 11th

17:00 – 18:00 DJ Legran

19:00 – 19:00 A'Studio

19:00 – 19:30 DJ Legran



ENTERTAINMENT

F1 Village

During the Formula 1 Russian Grand Prix, the Olympic Park will function as the F1 Village area, where fans can purchase official Sochi Autodrom merchandise and F1 teams. The F1 Village areas are located in the Central Plaza and near the Main and T1 Grandstands.

Schedule:

Thursday:	10:00 – 19:35
Friday:	9:00 – 18:00
Saturday:	8:30 – 18:00
Sunday:	9:00 – 17:30

Driver Autograph Sessions & Activities

Autograph Sessions will take place throughout the weekend at the Olympic Park's Central Plaza.

Thursday 8th October

16.00 – 16.20	McLaren Honda & Force India
16.40 – 16.55	Mercedes
16.55 – 17.10	Mercedes Interview
17.00 – 17.20	Ferrari & Williams
17.20 – 17.40	Red Bull
17.45 – 17.55	Red Bull Interview

Friday 9th October

12.55 – 13.05	GP3
13.10 – 13.30	GP3 F1 Game Zone Activities

Saturday 10th October

11.25 – 11.35	GP2
11.40 – 12.00	GP2 F1 Game Zone Activities

Sunday 11th October

10.00 – 10.20	Toro Rosso & Lotus
10.30 – 10.50	Manor Marussia
10.50 – 11.10	Sauber



ENTERTAINMENT

Game Zone

At the Game Zone, fans will be able to test their skills behind the wheel of F1 car simulator and test the virtual track. There will also be radio-controlled FORMULA 1 MINI Z cars for fans to enjoy. The Game Zone is located near the F1 Village at the Central Plaza.

Extreme Park

Schedule:

Thursday: 11:00 – 18:00

Friday: 11:00 – 17:15

Saturday: 12:00 – 14:00

Sunday: 14:30 – 17:30



SOCHI TRAVEL INFORMATION

HOW TO GET TO SOCHI AUTODROM

Sochi Autodrom is approximately 30km away from the centre of the city of Sochi, 10km away from Adler Railway Station, 10km from Sochi International Airport and 50km from Krasnaya Polyana.

As an integral part of the Olympic Park, Sochi Autodrom helps to emphasize the specific features of this magnificent complex. The unrivalled architecture of the many Olympic venues, the splendid view of the Black Sea and the snow-capped Caucasus mountains create a unique atmosphere around the circuit that is accentuated to even greater effect on race days. The well-developed transport network and infrastructure, proximity of modern hotels and the entertainment park make Sochi Autodrom an attractive tourist destination



Legend

- Airport**
(5 km from Sochi Autodrom)
- Sochi Railway Station**
(10 km from Sochi Autodrom)
- Adler Railway Station**
(10 km from Sochi Autodrom)
- Olympic Park Railway Station**
(0 km from Sochi Autodrom)
- Sochi Seaport**
(25 km from Sochi Autodrom)
- Adler Seaport**
(3 km from Sochi Autodrom)



SOCHI TRAVEL INFORMATION

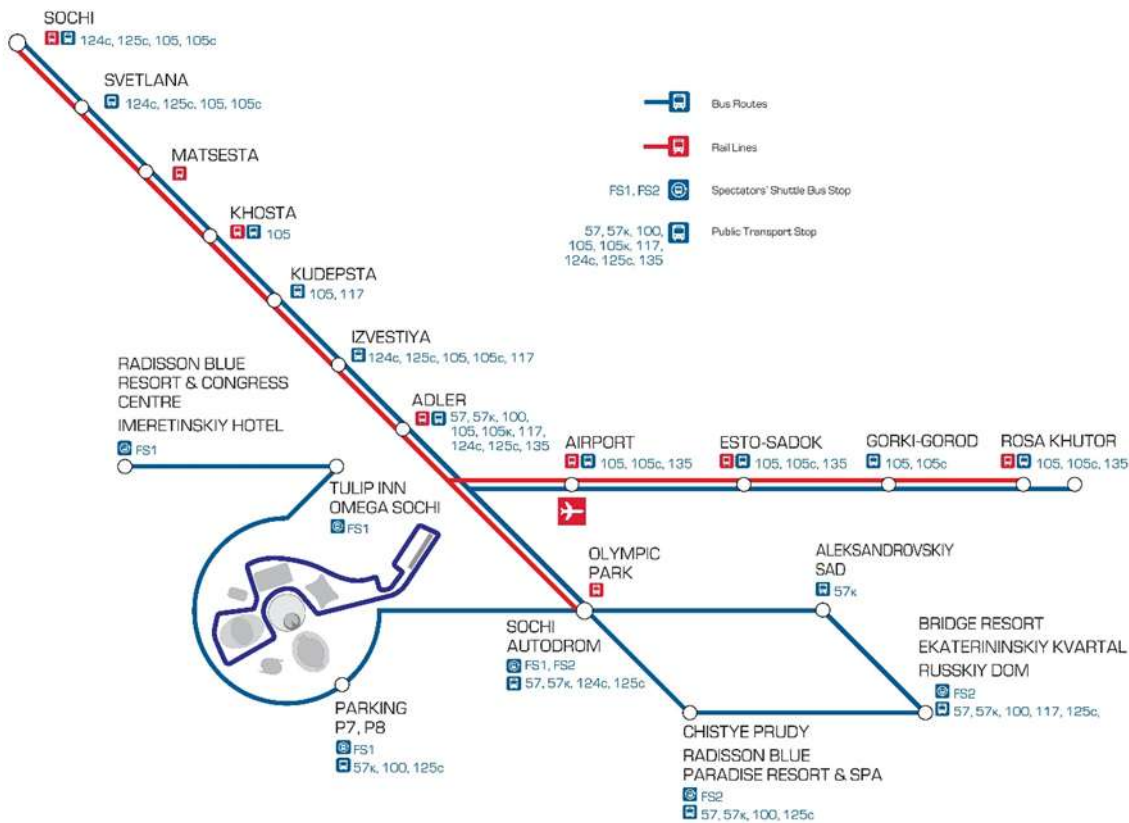
SPECTATOR TRANSPORT SYSTEM

During the Formula 1 Russian Grand Prix on 8-11 October, the city public transport will be enhanced for the comfort of fans. The number of public buses will be increased and special bus routes in the Imeretinskaya Lowland will be introduced for the residents of the nearest hotels.

Over the period from 8 to 11 October the suburban trains going to the Olympic Park railway station located in front of the circuit entrance will be more frequent.

The Russian Grand Prix organizers encourage all the guests to use public transportation, as this is the most convenient and quick way to get to Sochi Autodrom.

PUBLIC TRANSPORTATION MAP FOR THE RUSSIAN GRAND PRIX PERIOD





SOCHI TRAVEL INFORMATION

HOW TO GET TO SOCHI AUTODROM

BUS ROUTES

Bus Number	Route
№57	Adler Railway Station - Noviy Vek Shopping Center - Olympic Park Railway Station
№57к	Adler Railway Station - Olympic Park Railway Station
№125с	MoreMall Shopping and Entertainment Center - Sochi Railway Station - Adler Railway Station - Olympic Park Railway Station - Sovkhoz Rossiya
№124с	Sochi Railway Station - Adler Railway Station - Noviy Vek Shopping Center - Olympic Park Railway Station
FS1	Western part of the Imeretinskaya Lowland (Imeretinskiy, Radisson Blu Congress Center, Tulip Inn, Parking Area P8)
FS2	Eastern part of the Imeretinskaya Lowland (Azimut 3*, Aleksandrovskiy Sad, Chistiye Prudy, Radisson Blu Resort, Bridge, Yekaterininskiy Kvartal, Russkiy Dom)

**You can track public buses No.57, No.57k and No.125c in real time at bus23.ru*

ROAD TRAFFIC RESTRICTIONS NEAR SOCHI AUTODROM

- On 8-11 October, the road traffic in the area adjacent to Sochi Autodrom will be restricted for vehicles without special access permits.
- The traffic will be restricted on the following sections:
- In Triumfalnaya St. in front of the permanent checkpoint;
- Access to the Olympic Park Railway Station from Chempionov St.;
- In Triumfalnaya St. in front of the Tulip Inn Hotel;
- Access to the Olympic Park Railway Station from Kazachya St. and Triumfalniy Proezd;
- Exit from Jurnalistov St. to Triumfalnaya St.;
- Exit from Starookhotnichya St. to Triumfalnaya St.;
- Exit from Pereletnaya St. to Triumfalnaya St.

PARKING AREAS

During the race weekend, access to the parking areas located near the circuit will be granted only to those in possession of special parking permits bought in advance. You can purchase parking permits in the dedicated section of our website or by calling the call centre. There are two parking areas available for visitors - P6 and P8. P8 is intended for cars, while P6 will be used for vehicles with a length exceeding five meters.

ATTENTION! The event organizer is not responsible for the safety of the vehicles or other property left in the parking area including any items in the vehicle.



LASTOCHKA

Suburban electric rail will run with an extended schedule from 7am – 11pm during period 8th-11th October. With a 5-20 minute frequency.

Number	Route	Date
R1	Sochi – Matsesta – Khosta - Adler – Olympic Park	8 - 11 October
R2	Rosa Khutor – Esto Sadok – Airport – Olympic Park	8 - 11 October

The Lastochka will be free over the race weekend to all ticket and accreditation holders.



SOCHI TRAVEL INFORMATION

SOCHI AT A GLANCE

Sochi is one of the southernmost regions in Russia and the second-largest city of Krasnodar Krai. Located along the Black Sea coast, it is approximately 1,600km (995 mi) south of Moscow. The city has a permanent population of 389,946 (2015) and Greater Sochi (includes four administrative districts: Central Sochi District, Lazarevskoye District, Khosta District, and Adler District) has 467,681 residents, making it Russia's largest resort city.

Sochi is often unofficially called the 'Summer Capital' of Russia, or the Black Sea Pearl. Sochi is the biggest and busiest summer sea resort in Russia, attracting more than four million visitors annually with its amazing mountainous coastline, endless shingle beaches, warm sunny days, and bustling nightlife. From May to September Sochi's population at least doubles with tourists, including celebrities, and the political elite of the country visiting the region

Sochi belongs to a tiny part of Russia, which is located in the subtropical climatic zone. Sochi enjoys around 300 sunny days a year, which is unbelievable for Russia and only exceeded by the adjacent Krasnodar Krai coastal cities. This makes Sochi an ideal place to visit all year-round.

Greater Sochi occupies 145km along the Black Sea coastline. Its total area is 3,500km² (2,175 sq. mi) - three times larger than Moscow. However, most of the population is spread along the narrow coastline stripe, while the mountain area (1,900km²/1,180mi²) mostly belongs to Sochi National Park and partly to the Caucasian Biosphere Reserve. The city alignment is from north-west to south-east, from the neighboring city of Tuapse right to the Russian border with Abkhazia.



SOCHI TRAVEL INFORMATION

RESTAURANTS & CAFÉS

BUDGET

La Luna

Tavrisheskaya St, 1, Adler, Russia
<http://www.cafe-laluna.ru/>
☎ +7 (928) 459-22-29
Cuisines: Russian, Caucasian

Forward Tower

Kirova St., 44, Adler 354340, Russia
<http://www.forwardtower.com>
☎ +7 (862) 291-21-91
Cuisines: Italian, European
Hrs: 10:00-02:00

McDonalds

Kurortny Prospekt 17/1 - Central
☎ , +7 (8622) 64 87 79, +7 (8622) 64 86 74,
+7 (8622) 64 86 85
Hrs: 08:00-midnight
Fast Food – Free Wi Fi

Nippon House

Kirova St., House 26, Adler 354340, Russia
☎ +7 (862) 240-35-26
Cuisines: Japanese
Hrs: 10:00-01:00

McDonalds Adler

Bestuzheva Alley
Beside "Mandarin" Shopping
Centre, Adler 354340, Russia

MID RANGE

Frau Marta

Sovetskaya St, 2 - Central
☎ +7 (8622) 33 72 72
German, good beer and variety of sausages

Restaurant Olivier

St. Roz, 52, Sochi 354000
☎ +7 966 777-52-52
European, French, Italian, Russian

VinoGrad Cafe & Bar

Bestuzheva St., 1/1 | Mall Mandarin, Sochi
☎ (862) 234 55 66
European

Lighthouse

Morskoy pereulok, 1/1 - Central
☎ +7 (8622) 37 74 74
Hrs: 11:00-midnight
Uzbek, Russian & European cuisine

Trattoria Fettuccine

Teatralnaya St., 11, Sochi
☎ +7 862 225-50-25
Italian

O'Sullivan's Irish Pub

65 let Pobedy St., 69, Sochi 354399
☎ +7 928 667-73-77



SOCHI TRAVEL INFORMATION

FINE DINING

Baden-Baden

Mira St., 161 | turn to the airport,
Adler 354340, Russia
[www. badenbadensochi.ru/en](http://www.badenbadensochi.ru/en)
☎ +7 (988) 233-00-76
Cuisines: German
Hrs: 09:00-01:00

Khmeli & Suneli

Roz St., 57, Sochi 354000
☎ +7 862 235-51-11
Russian, Contemporary, Family Fare

Grill'Age

3/4a Navaginskaya Str, Sochi 354000
☎ +7 988 235-77-65
Mediterranean, Family Fare

Syndicate Steak House

Ordzhonikidze St, House 6, Sochi 354000
☎ +7 862 237-00-10
Steakhouse, Bar, Grill, Fusion

La Terrazza

Kurortny Prospekt 105 B - Central
☎ +7 (8622) 96 58 58
Hrs: 12:00 – Midnight
Italian cuisine
Average Price from 2,500 RUR

Brigantina Cafe

Neserbskaya, 13, Sochi 354000
☎ +7 918 608 71 11
Cuisines: French

Churchill Steak & Pub

Sovetskaya St, 42, Sochi 354000
☎ +(7)(862) 2-590-333
European, English

Royal Fish

Bestuzheva Alley, beside "Mandarin" Shopping
Centre, Adler 354340
☎ +(7) 9284589988
Eastern European, International



SOCHI TRAVEL INFORMATION

SHOPPING / MONEY

SHOPPING

Alexandria

Moskovskaya Street, 22 - Central
5 storey mall

Melodia

Kurotny Prospekt, 16 - Central
Midsized mall

Novy Vek Shopping Mall

Sochi, Adler region,
52 Demokraticheskaya street
www.nv-adler.ru

City Plaza Shopping Mall

Sochi, Adler region,
58 Kirova Street
<http://www.sochi-cityplaza.ru/>

Kairos 24/7

The largest local retail chain.
40 stores located all over the city.

MoreMall

Transportnaya Street, 28 - Central
Global Brands, restaurants & cinema

Olymp

Transportnaya Street - Central
Sochi's largest mall, cinema & foodcourt

Mandarin Shopping Mall

Sochi, Adler region,
1/1 Bestuzheva Street
www.mandarin-mall.ru

MONEY

Russian Rouble (RUB) is the only currency official accepted in the city. Money can be exchanged at official counters at banks, a passport is required for the transaction. ATM's are located all over Central Sochi and Adler. Visa and MasterCard are widely accepted but American Express is not.



SOCHI TRAVEL INFORMATION

CAR RENTAL & TAXIS

CAR RENTALS

Sochi Thrifty

☎ +7 (8622) 95 93 93

www.sochi.thrifty.ru

Naprokat.ru

Aerovokzalny Pereulok, 1

☎ +7 (8622) 357 100

10:00-22:00 daily

zakaz@naprokat.ru

Rossa Rent

1) Zhemchuzhina Hotel (Chernomorskaya St, 3)

2) Adler (Bestuzheva St. 18)

☎ +7 (8622) 955-497

☎ +7 918 905 59 77

info@pocca.ru

Europcar

Sochi International Airport

☎ +7(909) 424 2628

☎ +7(495) 926 63 53

09:00-21:00 daily

booking@europcar.ru

Tksochi

☎ +7 (8622) 62 07 27

www.tksochi.ru

Sixt / ATON / Rentacar

Sochi International Airport

☎ +7 (8622) 96-0020

☎ +7 (8622) 960-331

09:00-21:00 daily

zakaz@at-on.ru

Avis

Sochi International Airport

☎ +7 928 848 15 51

Sochi@avis-rentacar.ru

TAXIS

Nika

☎ 8 862 233 0330

Premium

☎ 8 862 255 0330

Novoye Zheltoye

☎ 8 862 250 0000

Lyuks

☎ 8 862 233 3636

Argo

☎ 8 862 261 1111, ☎ 8 862 295 6666

☎ 8 862 233 3800

Red

☎ 8 862 290 0000

Avrora

☎ 8 918 208 8820

☎ 8 928 208 8820

SOCHI TRAVEL INFORMATION



TRAIN STATIONS / AIRPORT / AIRLINES

TRAIN STATION

Sochi Train Station Information

56 Gorky Street, Central District, Sochi

☎ + 7 862 260 9009

www.pass.rzd.ru

AIRPORT

Sochi Airport Information

☎ 8 800 333 1991

☎ 8 862 240 0088

www.basel.aero

AIRLINES

Aeroflot

www.aeroflot.ru

☎ 8 862 264 4511

UTair

www.utair.ru

☎ 8 862 241 1299

Transaero

www.transaero.ru

☎ 8 862 290 5272

Ural Airlines

www.uralairlines.ru

☎ 8 862 240 0088

S7

www.s7.ru

☎ 8 862 264 2064

Rossiya

www.rossiya-airlines.ru

☎ 8 862 249 7554

VimAvia

www.vim-avia.com

☎ 8 862 240 3334

☎ 8 918 907 7902



SOCHI TRAVEL INFORMATION

EMERGENCY NUMBERS

GENERAL

From landline phones

FIRE DEPARTMENT & RESCUE SERVICE

01

POLICE

02

AMBULANCE

03

From mobile phones

FIRE DEPARTMENT & RESCUE SERVICE

01*

POLICE

02*

AMBULANCE

03*

If your mobile device does not support two-digit numbers for emergency services, please dial * after the number.

© 2014 Formula One World Championship Limited, a Formula One group company. All rights reserved.

The F1 FORMULA 1 logo, F1 logo, F1 FIA FORMULA 1 WORLD CHAMPIONSHIP logo, FORMULA 1, FORMULA ONE, F1, FIA FORMULA ONE WORLD CHAMPIONSHIP, GRAND PRIX and related marks are trade marks of Formula One Licensing BV, a Formula One group company. Licensed by Formula One World Championship Limited, a Formula One group company. All rights reserved.

