



**2015 FORMULA 1
SHELL
BELGIAN GRAND PRIX**

**SPA-FRANCORCHAMPS
21-22-23 AUGUST**



2015

formulaoneTMmedia

OFFICIAL MEDIA KIT



**2015 FORMULA 1
SHELL
BELGIAN GRAND PRIX**

**SPA-FRANCORCHAMPS
21-22-23 AUGUST**



Summary

Welcome in Spa-Francorchamp.....	2
FIA - Belgian GP: Map	3
Timetable	4-5
Track Story	6-7-8
Useful information	9-10
Media centre operation	11
Photographer's area operation	12
Press conference	13
Race Track Modification	14
Responsibilities Race Track	15
Track information map	16
Track map	17
Paddock map	18
Belgian Grand Prix 2014 briefly	19
Belgian Grand Prix 2014 Starting Grid	20
Belgian Grand Prix 2014 Race Classification	21
Belgian GP: story	22
World championships 2014.....	23-24
Season 2015: changements	25
Entry List	26
Calendar	27
Teams information	28-32
Media contacts	33
Results of each GP	34-42
World championship drivers.....	43
World championship constructors	44



**2015 FORMULA 1
SHELL
BELGIAN GRAND PRIX**
SPA-FRANCORCHAMPS
21-22-23 AUGUST



Welcome to Spa - Francorchamps

The Spa Francorchamps race track is delighted to welcome all journalists and photographers of the international press for the 2015 Belgian Grand Prix.

We hope that the Belgian race of the Formula 1 championship will add to the excitement we are experiencing this year in the battle for the world championship titles.

In order to offer you the best possible working conditions during this 13th meeting of the racing season, the following services and equipment have been put at your disposal:

Your facilities:

Journalists' room

- 350 seats.
 - 10 public telephones are located in a separate booth.
 - Private telephones on request.
 - 5 fax machines.
 - Wifi system with cable connection
- ADSL, ISDN and TSTN as well as data uplinks are available.
- 6 Internet workstations.
 - 349 lockers.
- Please obtain a key from the Media Centre staff at the reception desk. (A deposit of 20€ per key is required).

Photographers' Area

The Photographers' Area comprises the following facilities:

- Photographers' room inside the Media Centre with 150 seats.
- Wifi system with cable connection
- ADSL, ISDN and TSTN as well as data uplinks are available.
 - 150 lockers.

Please obtain a key from the receptionist in the Photographers' room. (A deposit of 20€ per key is required).

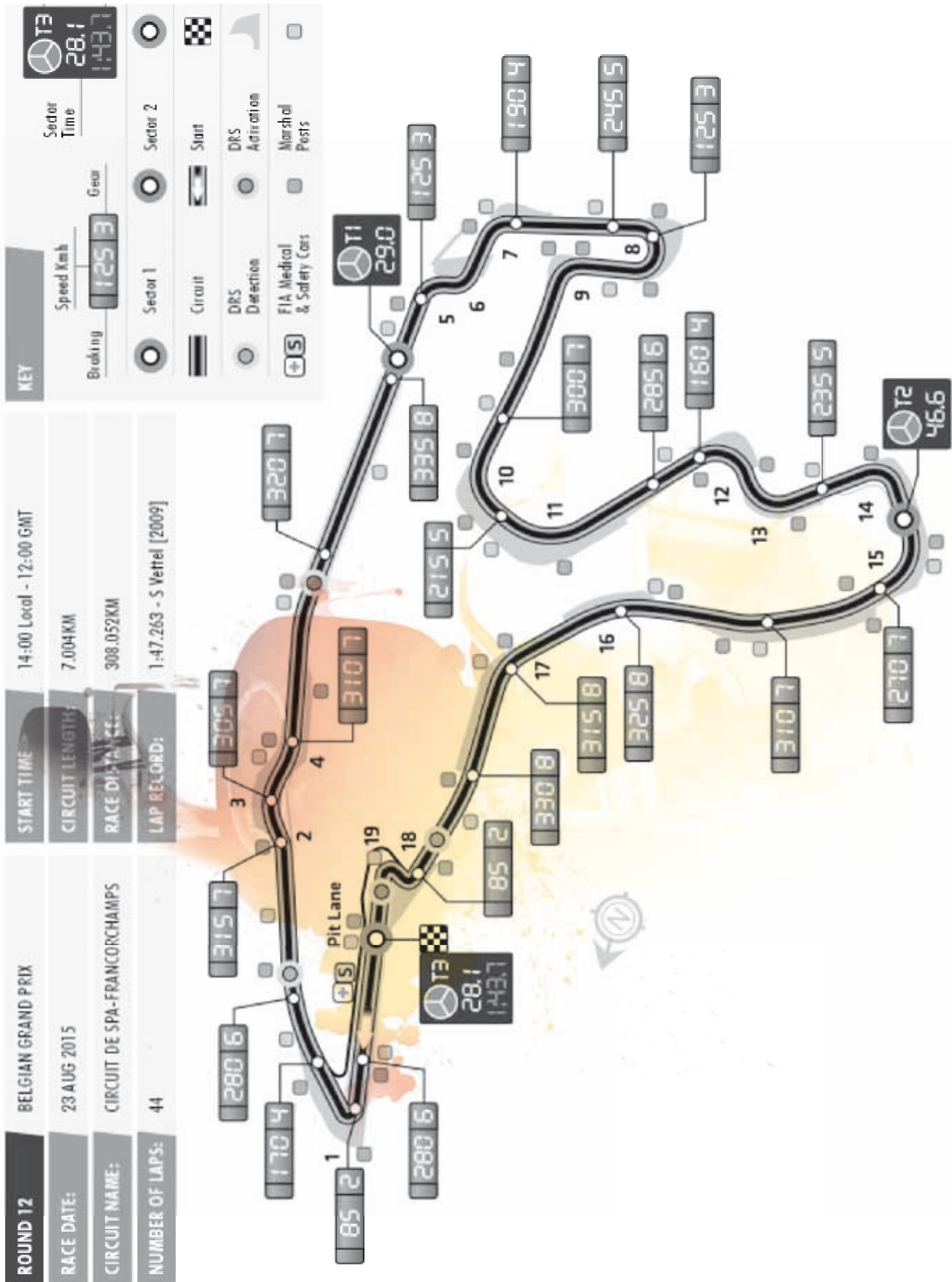
Television / radio

34 booths operational air-conditioned.



**2015 FORMULA 1
SHELL
BELGIAN GRAND PRIX**

SPA-FRANCORCHAMPS
21-22-23 AUGUST





Timetable - 1

THURSDAY

10:00	16:00	FORMULA ONE	INITIAL SCRUTINEERING
13:00	15:00	FORMULA ONE	TRACK CLOSED FIA/FOM SYSTEMS CHECKS TRACK ACCESS RESTRICTED TO FIA/FOM ONLY
13:45		FORMULA ONE	TRACK INSPECTION, TRACK COMPLETELY CLEAR
14:00	15:00	FORMULA ONE	HIGH SPEED TRACK TEST - FIA SAFETY AND MEDICAL CARS
15:00		FORMULA ONE	PRESS CONFERENCE – PRESS ROOM
16:00		FORMULA ONE	TEAM MANAGERS' MEETING
16:00	18:00	PROMOTER ACTIVITY	PUBLIC PIT LANE WALK FOR 3 DAY TICKET HOLDERS ONLY
17:00		GP2 SERIES	DRIVERS MEETING
17:30		GP3 SERIES	DRIVERS MEETING

FRIDAY

08:45	09:45	FORMULA ONE	Paddock Club Pit Lane Walk
09:20		FORMULA ONE	MEDICAL INSPECTION
09:30	09:45	FORMULA ONE	TRACK INSPECTION AND TRACK TEST
10:00	11:30¹	FORMULA ONE	FIRST PRACTICE SESSION
12:00	12:45 ¹	GP2 SERIES	PRACTICE SESSION
12:50	13:45	FORMULA ONE	Paddock Club Pit Lane Walk
13:00		PORSCHE MOBIL 1 SUPERCUP	DRIVERS MEETING
13:30	13:40	FORMULA ONE	TRACK INSPECTION
14:00	15:30¹	FORMULA ONE	SECOND PRACTICE SESSION
15:55	16:25	GP2 SERIES	QUALIFYING SESSION
16:00	17:00	FORMULA ONE	PRESS CONFERENCE – PRESS ROOM
16:45	17:30 ¹	GP3 SERIES	PRACTICE SESSION
17:00		FORMULA ONE	DRIVERS MEETING
17:50	18:35 ¹	PORSCHE MOBIL 1 SUPERCUP	PRACTICE SESSION
18:45	19:30	TRACK ACTIVITY	MARSHAL PIT LANE WALK

* These times refer to the start of the formation lap ¹ Fixed End Session ² Approximate Finishing time PLEASE NOTE THAT THIS TIMETABLE IS SUBJECT TO AMENDMENTS



**2015 FORMULA 1
SHELL
BELGIAN GRAND PRIX**

SPA-FRANCORCHAMPS
21-22-23 AUGUST



Timetable - 2

SATURDAY

08:30	09:15	FORMULA ONE	TEAM PIT STOP PRACTICE
08:30	09:35	FORMULA ONE	Paddock CLUB PIT LANE WALK
09:00		FORMULA ONE	MEDICAL INSPECTION
09:45	10:15	GP3 SERIES	QUALIFYING SESSION
10:30	10:45	FORMULA ONE	TRACK INSPECTION AND SAFETY CAR TEST
11:00	12:00¹	FORMULA ONE	THIRD PRACTICE SESSION
12:25	12:55	PORSCHE MOBIL 1 SUPERCUP	QUALIFYING SESSION
13:00	13:45	FORMULA ONE	Paddock CLUB PIT LANE WALK
13:30	13:40	FORMULA ONE	TRACK INSPECTION
14:00	15:00	FORMULA ONE	QUALIFYING SESSION
15:25		GP2 SERIES	PIT LANE OPEN
15:30		GP2 SERIES	PIT LANE CLOSED
15:40*	16:45 ²	GP2 SERIES	FIRST RACE (25 LAPS OR 60 MINS)
17:05		GP3 SERIES	PIT LANE OPEN
17:10		GP3 SERIES	PIT LANE CLOSED
17:15*	18:00 ²	GP3 SERIES	FIRST RACE (17 LAPS OR 40 MINS)
18:25*	19:00 ²	PORSCHE MOBIL 1 SUPERCUP	FIRST RACE (11 LAPS OR 30 MINS)

SUNDAY

08:15		FORMULA ONE	MEDICAL INSPECTION
08:30	08:45	FORMULA ONE	TRACK INSPECTION AND TRACK TEST
09:15		GP3 SERIES	PIT LANE OPEN
09:20		GP3 SERIES	PIT LANE CLOSED
09:25*	10:00 ²	GP3 SERIES	SECOND RACE (13 LAPS OR 30 MINS)
10:20		GP2 SERIES	PIT LANE OPEN
10:25		GP2 SERIES	PIT LANE CLOSED
10:35*	11:25 ²	GP2 SERIES	SECOND RACE (18 LAPS OR 45 MINS)
11:45*	12:20 ²	PORSCHE MOBIL 1 SUPERCUP	SECOND RACE (11 LAPS OR 30 MINS)
12:25	13:15	FORMULA ONE	Paddock CLUB PIT LANE WALK
12:30		FORMULA ONE	DRIVERS PARADE
12:45	13:15 ²	FORMULA ONE	STARTING GRID PRESENTATION
13:00		FORMULA ONE	MEDICAL INSPECTION
13:10	13:20	FORMULA ONE	TRACK INSPECTION
13:30		FORMULA ONE	PIT LANE OPEN
13:45		FORMULA ONE	PIT LANE CLOSED
13:46		FORMULA ONE	GRID FORMATION
14:00*	16:00²	FORMULA ONE	NATIONAL ANTHEM GRAND PRIX (44 LAPS OR 120 MINS)

These times refer to the start of the formation lap ¹ Fixed End Session ² Approximate Finishing time PLEASE NOTE THAT THIS TIMETABLE IS SUBJECT TO AMENDMENTS 2015 FORMULA 1 SHELL BELGIAN GRAND PRIX – TIMETABLE
DRAFT 4 05/06/2015



Track History

Early in 1920, nothing, it seemed, was to disturb the usual quietness in the peaceful village of Francorchamps, perched on a hill very close to the Moors.

Nothing, except that, on a beautiful summer day, while settled at the Hotel des Bruyeres, two people well-known in the car racing world, the one being Jules de Thier, Manager of the newspaper "La Meuse", and the other, Henri Langlois Van Ophem, Chairman of the Sports Commission at the RACB (Royal Automobile Club Belgium), had the idea of taking advantage of the triangle drawn by the roads connecting Malmedy, Stavelot and Francorchamps to make a racing track of it.

While enjoying an ideal spot in these green Ardennes, the track stretched in a hilly landscape but was also made of numerous straight portions, particularly suitable to achieve high speeds. Moreover, being close to Spa, already famous on the international scale for its hydrotherapy, and where some car races had been popular for a few years, this track seemed to have a lot of assets to be successful. Therefore, a race was already scheduled for the following year.

Prepared for August 1921, that race for cars could unfortunately not take place, due to a lack of representation. Indeed, although everything was ready, only one competitor was registered on the entry form.

Eventually, the track was inaugurated by the motorcyclists, while the motorists started in 1922.

1924 saw the first organisation of the famous 24 Hours of Francorchamps, only one year after Le Mans, whereas the first real big international race for single-seaters, the European Grand Prix, was run in 1925. Seven cars took part in this event which saw the victory of the famous Alfa Romeo driver, Antonio Ascari.

During the period extending from the mid-twenties until the eve of World War II, the motorcycles Grand Prix and the prestigious car races like the 24 Hours of Francorchamps and the Belgian Grand Prix were going to be the major track events. As far as the track is concerned, it remained roughly the same as it used to be in the beginning.

But something new occurred in 1939 : Francorchamps was getting an artificial curve, unique in its kind : the "raidillon" or steep rise. That obstacle, intended to be passed at a very high speed, was a forerunner of the orientation its manager wanted to give to the track : to make it one of the fastest tracks in Europe, contrasting sharply that way with its German neighbour of The Eifel, which was very spectacular too but much more tortuous and therefore one of the slowest.

World War II was going to interrupt the life of the track for seven long years during which that part of the Ardennes was little spared.

1947 saw the sports activities resume in the area around "L'Eau Rouge". Once again, the prestigious races were in the spotlight : Motorcycles and Cars Grand Prix, to which were occasionally added the 24 Hours of the RACB, before they resumed annually from 1964.

Later on, other organisations completed that programme. So, in the late fifties, the RAC from Spa organized its Grand Prix of Spa, then, in the early seventies, the junior RAC, its 24 Hours motorcycles. If everything seemed to develop properly, that situation would, however, only last until 1970, when, for the last time, the Formula 1 Grand Prix took place along the fourteen-kilometre-long track.

Due to the claims formulated through the sixties, a certain amount of Grand Prix drivers did not want to run in Francorchamps any longer for security reasons, which were quite difficult to solve for the Intercommunale Managers. The tune was however given. Because, even if the other races usually scheduled still took place, it was getting obvious that along its fourteen kilometres, the track had become very dangerous considering the increased performance of the cars and the few possibilities left to adapt the surroundings as it was the case when new tracks were built.



Track Historic (2)

The end of the big Francorchamps was close. They were bound to react if they wanted to preserve the track and create one which took better into account the safety measures claimed by the Grand Prix drivers.

So, after different plans aimed at preserving the main characteristics of the track while eliminating some high risk areas (essentially the part included between Les Combes and Blanchimont), a track was eventually chosen and the works could start.

The seven-kilometre-long track was inaugurated in 1979.

More technical, winding and equipped with clearance areas, the new track kept the major part of the element which made it famous while combining improved safety for the pilots and new appeal for the spectators.

Thanks to the new track, the Belgian Formula I Grand Prix would quickly come back to Francorchamps. That race was a major event which would pave the way for many others, with less media coverage, but which contributed to make Francorchamps more dynamics, to diversify its kind of activities and to put it at the forefront of the international stage.

Between 1980 and 1990, Francorchamps ran to a well-established schedule. Similarly, the circuit could be adapted to suit all requirements, in terms of FIA safety. However, Francorchamps remained a “racing” circuit which was only closed to public traffic when there were meets.

The evolution of motor sports and above all, the increasingly professional marketing approach led the situation to become rather complicated. In order to safeguard its future, the circuit had to become permanent and be definitively closed to all public traffic. The completion of the Verviers- Prüm motorway, the compulsory purchase of the last roadside property and the building of a bypass between the villages of Francorchamps and Meiz-Burneville would enable this essential step towards the future.

So in the early part of this century, Francorchamps “went professional” and was a tremendous success with clubs and incentive day organisers from all over Europe wanting to book one or several days outside of the official races.

With nothing established, a new wave of panic began to emerge at the end of the century over the Eau Rouge valley. In 1997 the Belgian government passed a law banning the advertising of tobacco. With teams sponsored by these advertisers, the very life of the Belgian F1 Grand Prix was under threat. Up until 2005, when a European directive came into force, there were many incidents resulting from the problem of the tobacco advertising ban, to the extent that it was even left out of the Grand Prix in 2003.

It was said that it was hard for Francorchamps since F1 reinstated the Raidillon- Combes-Blanchimont route to the delight of millions of fans in 2004 and 2005.

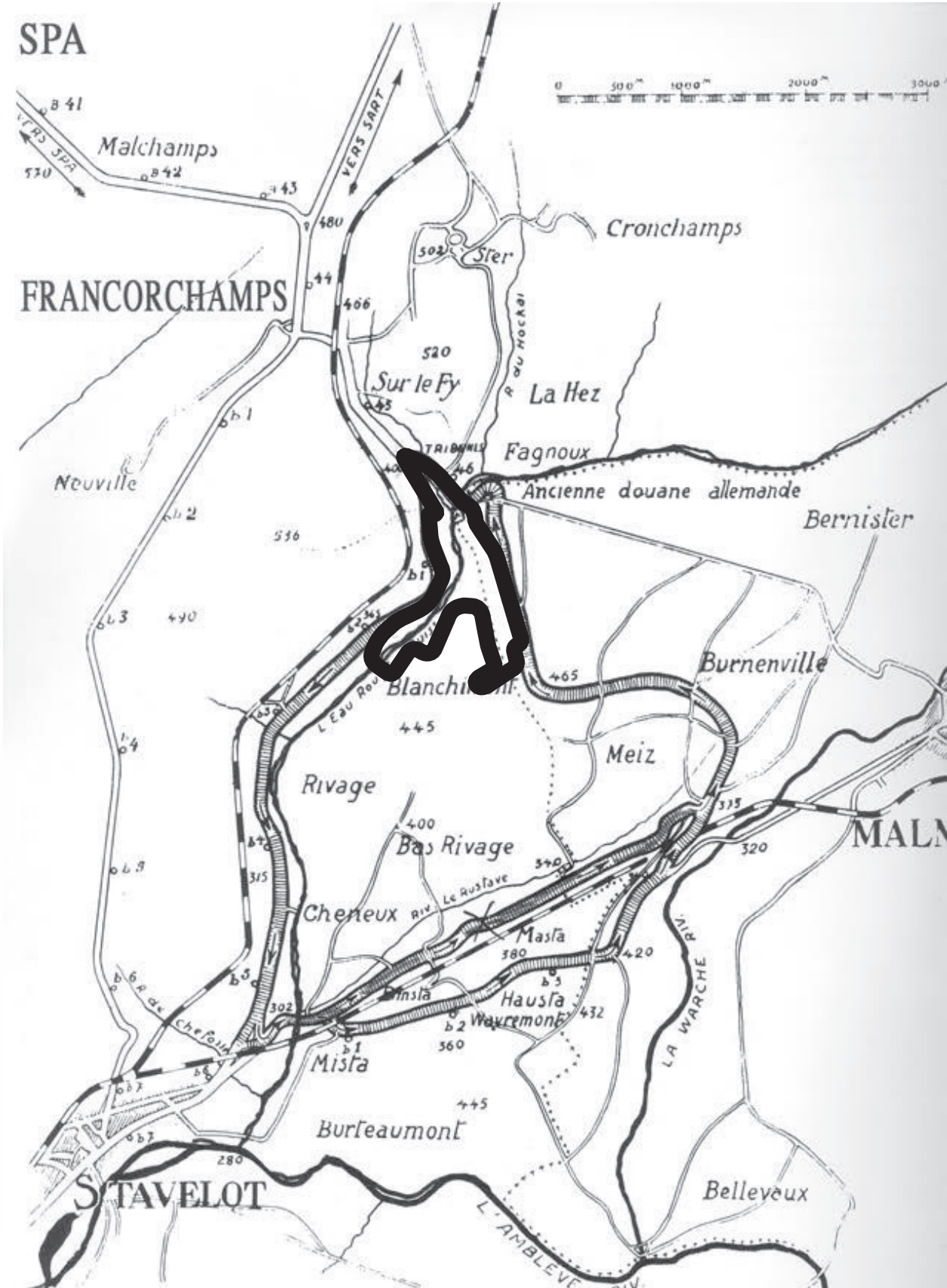
However, this was not an easy time for the circuit. Francorchamps had grown very quickly but there were still a number of gaps to be filled. Although work on the track that the FIA demanded meant that the sections most prized by drivers could remain in the top of the world track, the infrastructure no longer met world FIA requirements.

Thanks to the Walloon government, Francorchamps was provided with F1 stands which fitted in perfectly with the magic of the place and which paved the way to a new circuit, one that was even more professional and dynamic and better geared towards new activities in the world of business...



2015 FORMULA 1
SHELL
BELGIAN GRAND PRIX

SPA-FRANCORCHAMPS
21-22-23 AUGUST





Useful Information

Emergency numbers

Emergency number at the circuit:	112
Police general number:	101
Stavelot-Malmedy Police:	+32/(0) 78 15 18 00

Hospitals

Malmedy - Clinique Reine Astrid:	+32/(0) 80 79 31 11
Verviers – CHPLT:	+32/(0) 87 21 21 11
Liège – CHU:	+32/(0) 4 366 71 11

Pharmacies

Guard duty:	0900/10 500
-------------	-------------

Banks

ING – Spa:	+32/(0) 87 79 21 80
ING – Malmedy:	+32/(0) 80 79 11 00
ING - Stavelot:	+32/(0) 80 89 20 50
BNP Parisbas Fortis – Spa	+32/(0) 87 29 35 40
BNP Parisbas Fortis – Malmedy	+32/(0) 80 79 12 30

Taxis

Spa:	+32/(0) 87 77 01 02
	+32/(0) 476 32 80 20
Verviers:	+32/(0) 87 33 33 33
	+32/(0) 87 31 55 04
Liège:	+32/(0) 4 247 47 79
	+32/(0) 4 367 50 40
	+32/(0) 4 365 65 65
	+32/(0) 4 233 50 40

Train stations

Liège Guillemins:	+32/(0) 4 241 26 56
Verviers Central:	+32/(0) 4 241 53 28
General information :	+32/(0) 2 528 28 28



**2015 FORMULA 1
SHELL
BELGIAN GRAND PRIX**

**SPA-FRANCORCHAMPS
21-22-23 AUGUST**



Useful information

Airports

Liège: (distance 56 km - time 00:35 to 00:45 - www.liegeairport.com)	+ 32/(0) 4 234 84 11
Charleroi: (distance 132 km - time 01:1 to 01:30 - www.charleroi-airport.be)	+32/(0) 71 25 12 11
Bruxelles: (distance 134 km - time 01:19 to 01:19 - www.brusselsairport.be)	+32/(0) 2 753 77 53

Car rentals

Hertz - Liège Airport or centre:	+32/(0) 4 222 42 73
Hertz – Charleroi:	+32/(0) 71 37 78 98
Hertz - Bruxelles airport:	+32/(0) 2 713 36 35
Hertz - Bruxeles centre:	+32/(0) 2 524 31 00
Hertz – Verviers:	+32/(0) 87 23 05 20
Avis - Liège centre:	+32/(0) 4 250 35 16
Avis - Charleroi Airport:	+32/(0) 71 35 19 98
Avis - Charleroi centre:	+32/(0) 71 32 35 35
Avis - Bruxelles Airport:	+32/(0) 2 720 09 44
Avis - Bruxelles centre:	+32/(0) 2 527 17 05
Avis - Verviers centre:	+32(0) 87 22 58 10

Tourism information

Tourist federation of the Province de Liège : ftpl@prov-liege.be	+32/(0) 4 237 95 26
Tourist Office des Cantons de l'Est: www.esatbelgium.be	+32/(0) 80 33 02 50
Tourist information Office of Spa: www.spa-info.be	+32/(0) 87 79 53 53
Tourist information Office of Stavelot: www.stavelot.be	+32/(0) 80 86 27 06
Tourist information Office of Malmedy idem Canton de l'Est www.malmedy.be	+32/(0) 80 33 02 50



Media centre operation

Photographers holding permanent passes are entitled to enter the Media Centre in order to contact the journalist, on condition that they do not bring any large or bulky equipment with them and that they do not take a seat.

Media Accreditations Centre: opening hours

Thursday	8.00 h – 18.00 h
Friday	8.00 h – 16.00 h
Saturday	8.00 h – 12.00 h
Sunday	Closed

Media Centre: opening hours

Thursday	9.00 h - 22.00 h
Friday	7.00 h - 23.00 h
Saturday	7.00 h - 23.00 h
Sunday	7.00 h - until the last journalist leaves

Welcome Desk

At the Welcome Desk, journalists can ask for a seat in the press room, a locker and the Press Kit.

FIA permanent pass holders can also pick up their parking for the next race and must sign the attendance list. Apart from that, tabards for permanent credential holders are also available.

Journalist who need a private telephone line with the national company Belgacom, ask for it at the *Welcome Desk*.

Telecom Desk

The telecom desk offers to journalists a service for using telephones, fax machines and computers with internet connexion and the possibility to print in this room .

Media Car Park Shuttle Service

A shuttle service will be available to ease the journalists and photographers' transfers from the Media Car Park to the Media Centre and vice versa. The starting point is next F1 paddock, near the last garage.



Photographer's area operation

The photographers' area is located next the Press Room in the F1 Paddock. There is room available for 150 photographers approximately with 159 lockers. The request of telephone lines and internet connection works as in the Press Room.

Photographers with FIA permanent pass can pick up their tabard at the *Welcome Desk*.

A camera repair service will be available to all photographers free of charge.

Media Accreditations Centre: opening hours

Thursday	8.00 h – 18.00 h
Friday	8.00 h – 16.00 h
Saturday	8.00 h – 12.00 h
Sunday	Closed

Media Centre: opening hours

Thursday	9.00 h - 22.00 h
Friday	7.00 h - 23.00 h
Saturday	7.00 h - 23.00 h
Sunday	7.00 h - until the last photographer's leaves

Photo bus service around the service track

A photo bus (3) service will be available to ease the photographers' transfers around the service tracks. You will find the starting points, as shown in the attached map.

Timetable for shuttle service

Practice sessions

First departure 60' before the start of the session.

Qualifying session

Last departure 40' before the start of the session.

Pick up 5'/10' after the chequered flag (several trips over at least half an hour)

Race

First departure 90' before the starting time of the race.

Last departure 75' before the start of the race



**2015 FORMULA 1
SHELL
BELGIAN GRAND PRIX**
SPA-FRANCORCHAMPS
21-22-23 AUGUST



Press conference schedule

Thursday- 15:00h- Press Conference Room

A maximum of six drivers chosen by the FIA F1 Head of Communications.

Friday- 16:00h- Press Conference Room

Six team personalities chosen by the FIA F1 Head of Communications.

Saturday- After the qualifying- TV Unilateral

TV unilateral interview with top three drivers of the qualifying session.

Saturday- After the qualifying- Press Conference Room

Post-Qualifying Press Conference with top three drivers of the qualifying session.

Sunday- After the race- TV Unilateral

TV unilateral interview with top three finishing drivers.

Sunday- After the race- Press Conference Room

Post Race Press Conference with top three finishing drivers.

Photographers with 'One event' passes may only enter the Press Conference Room in order to take photographs of official press conferences held throughout the event. They will be allowed into the Press Conference Room 15 minutes before the press conference starts and must leave as soon as it has finished.

ADDITIONAL MEDIA OPPORTUNITIES

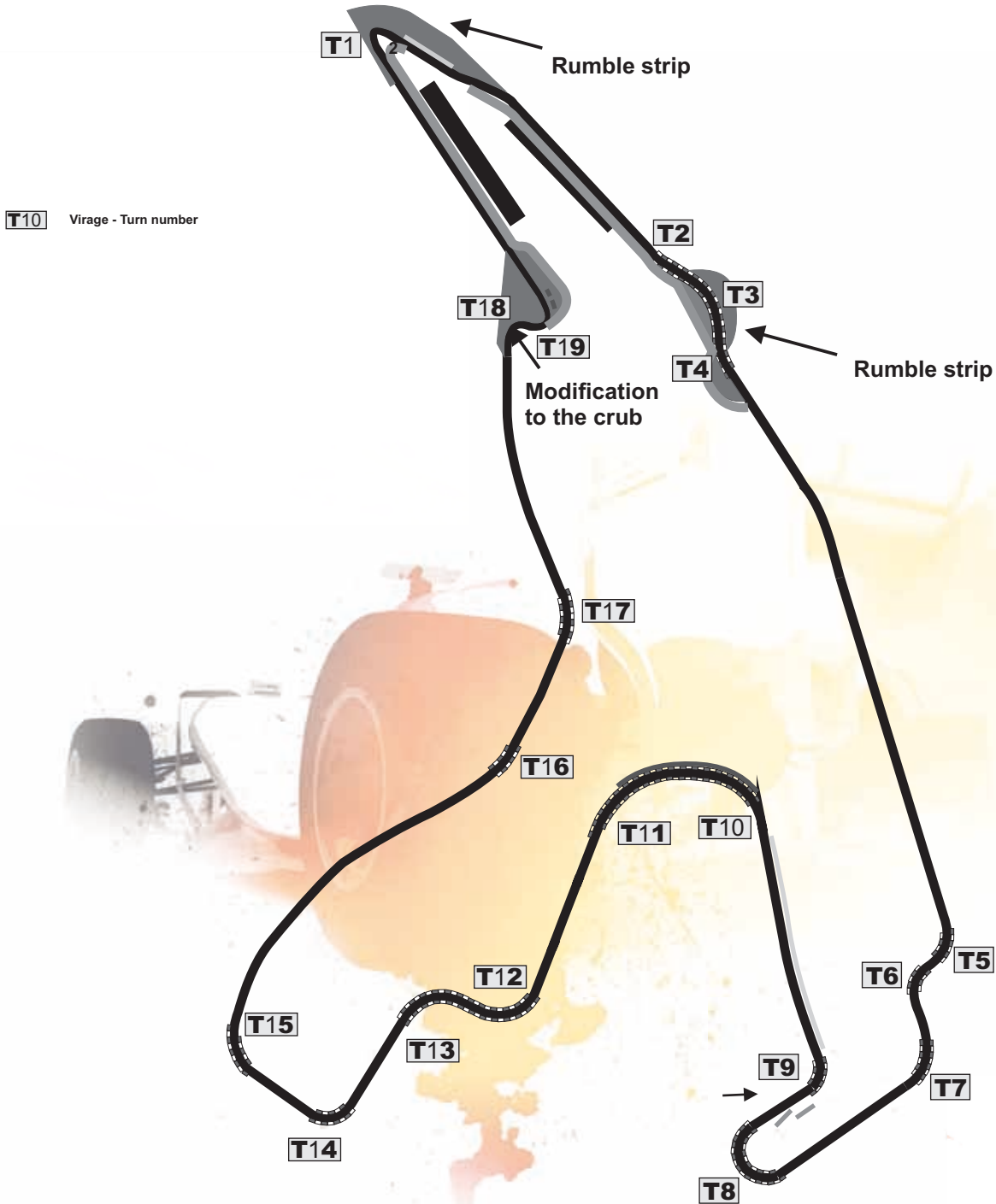
Qualifying: All drivers eliminated in Q1 or Q2 will be available for media interviews immediately after the end of each session, as will drivers who participated in Q3, but who are not required for the post-qualifying press conference, at the back of the FIA garage, paddock side.

Race: Any driver retiring before the end of the race will be available for media interviews after his return to the paddock. In addition, all drivers who finish the race outside the top three will be available for media interviews immediately after the end of the race, at each team's individual garage/hospitality or at the back of the FIA garage.

During the race every team will make at least one senior spokesperson available for interviews by officially accredited TV crews. A list of those nominated will be available in the media centre



2015 track modifications





**2015 FORMULA 1
SHELL
BELGIAN GRAND PRIX**
SPA-FRANCORCHAMPS
21-22-23 AUGUST



Officials of the meeting

Clerk of the Course

Roland Bruynseraede

Steward of the meeting

Yves Bacquelaine

Secretary of the Meeting

Xavier Schene

National Scrutineer

Jean-Pierre De Backer

National Medical Officer

Dr. Christian Wahlen

National Press Officer

Guy Basyn

FIA

Race Director, Safety Delegate Starter

Charlie Whiting

Medical Delegate

P. Jean-Charles Piette

Technical Delegate

Jo Bauer

FIA Head of Communication & Media Delegate

Matteo Bonciani

Commissaires sportifs

Garry Connelly, Jose
Abed, Emmanuele Pirro

FIA F1 Observer

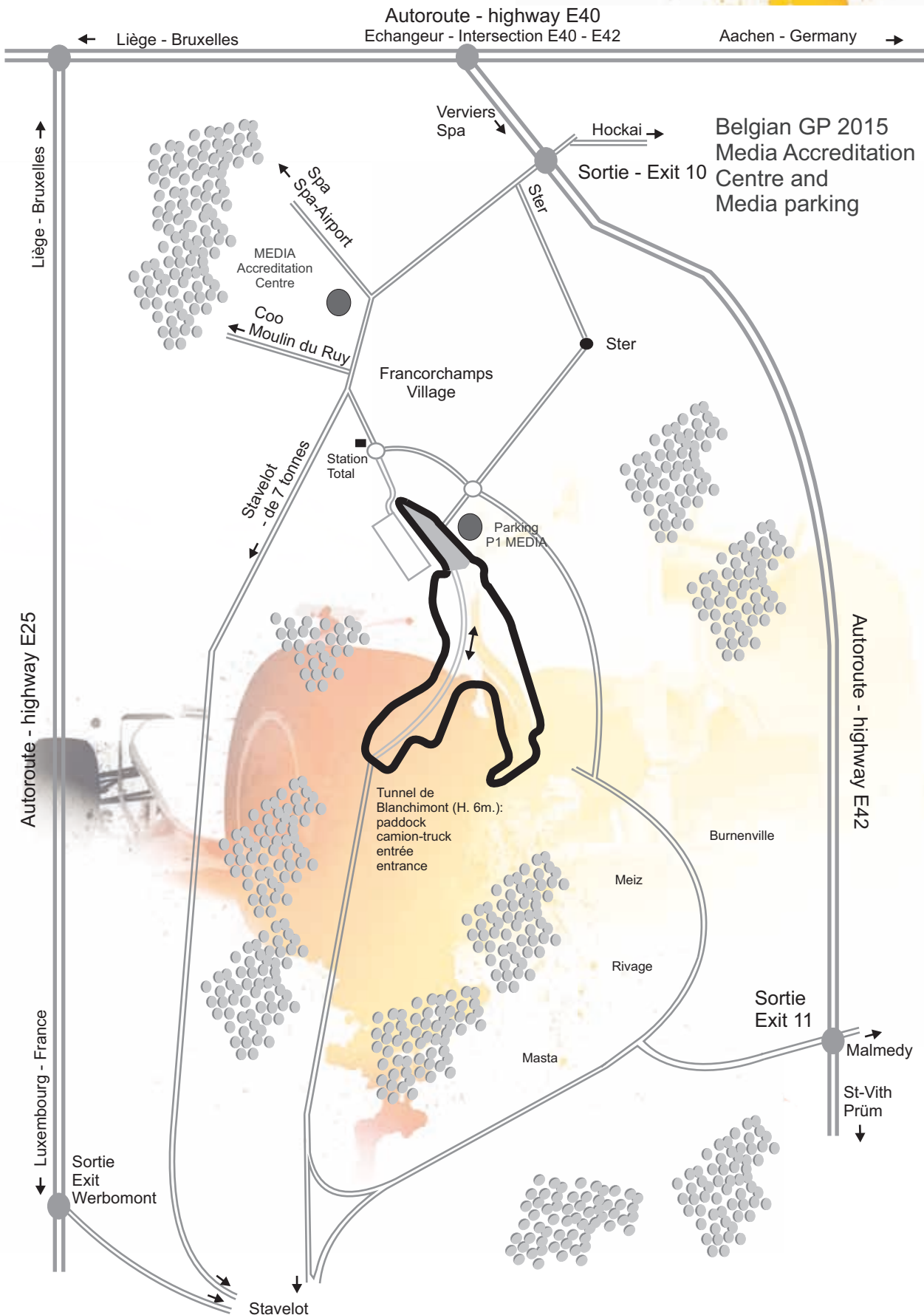
Herbie Blash

Safety Car Driver

Bernd Mayländer

Medical Car Driver

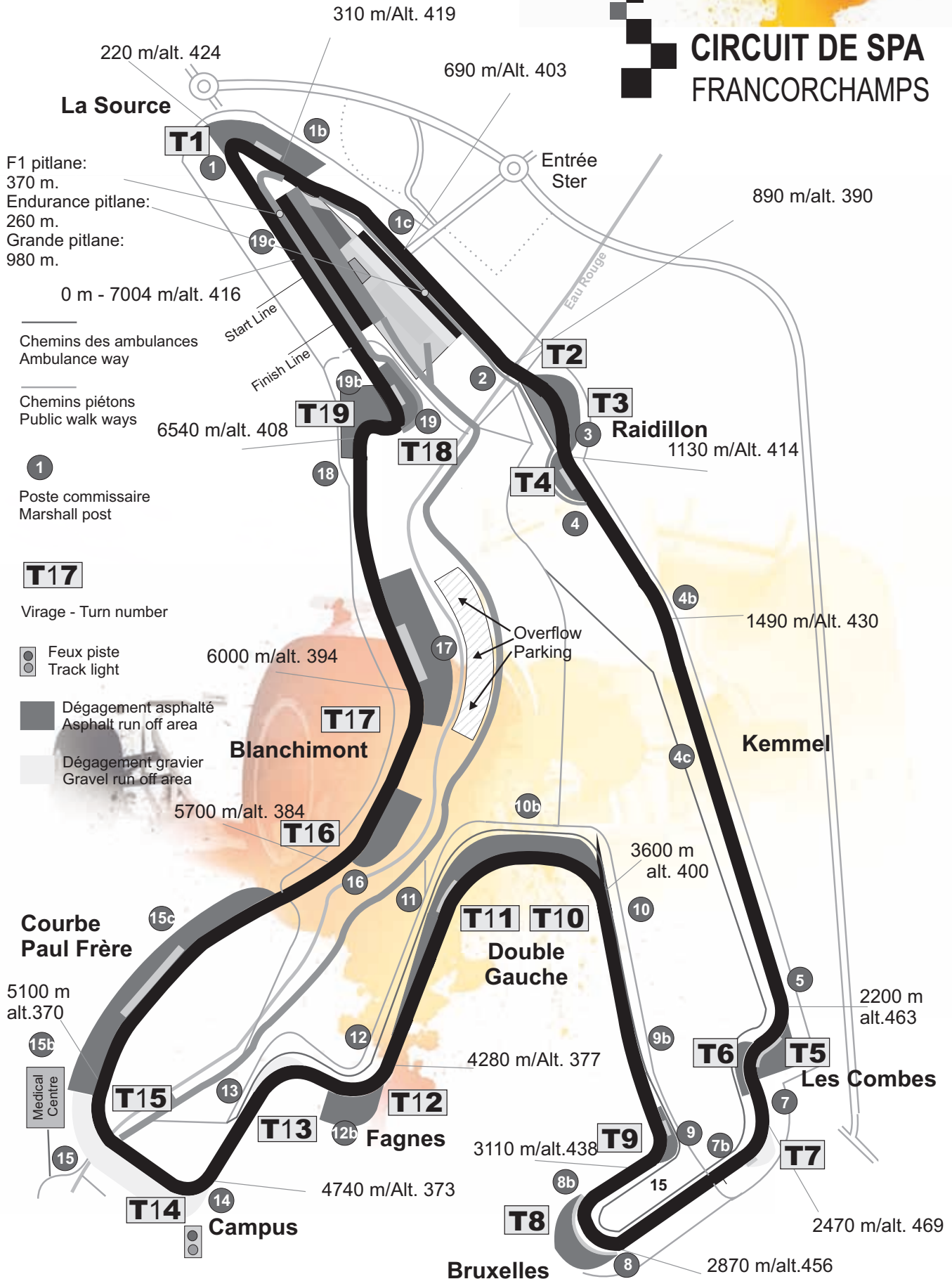
Alan van der Merwe



**Belgian GP 2015
Media Accreditation
Centre and
Media parking**



**CIRCUIT DE SPA
FRANCORCHAMPS**



F1 pitlane:
370 m.
Endurance pitlane:
260 m.
Grande pitlane:
980 m.

0 m - 7004 m/alt. 416

Chemins des ambulances
Ambulance way

Chemins piétons
Public walk ways

1
Poste commissaire
Marshall post

T17

Virage - Turn number

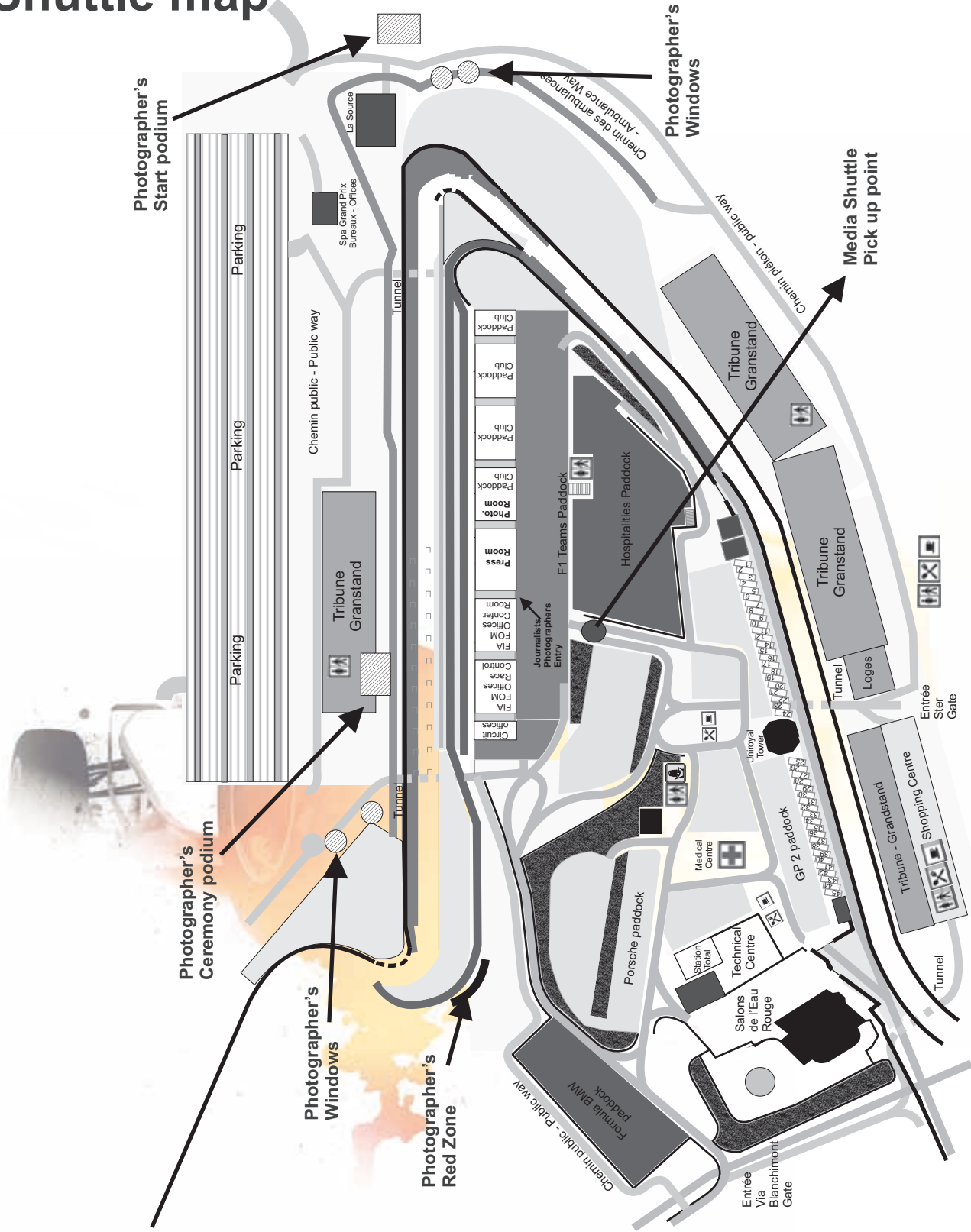
● Feux piste
○ Track light

■ Dégagement asphalté
Asphalt run off area

□ Dégagement gravier
Gravel run off area



Shuttle map





**2015 FORMULA 1
SHELL
BELGIAN GRAND PRIX**
SPA-FRANCORCHAMPS
21-22-23 AUGUST



Belgian Grand Prix 2014 briefly

Promotor

Spa Grand Prix
Director: André Maes
Phone : +32/87 22 44 66
Fax: +32/87 22 44 55
E-mail: info@spagrandprix.com

Number of GP : 44

First GP
June 10 1950
Number of lap
44 - 308.052 km

Track

Lenght: 7003.95 m
Number of corners
19: left - 10: right - 9

Altitude

391 - before Eau Rouge
Low: corner
High: 470 - after Les Combes corner

Best Race lap - 2013

Sebastian Vettel: 1'50"756
Red Bull

Record Pole (old chicane)

Michael Schumacher : 1'43"726
Ferrari - 2002

Pole 2013

Nico Rosberg
Mercedes - 2'05"591

Podium 2013

1. D. Ricciardo (Red Bull); 2. N. Rosberg (Mercedes);
3. V. Bottas (Williams)

Last winners

2014: D. Ricciardo	Red Bull
2013: S. Vettel	Red Bull
2012: J. Button	McLaren
2011: S. Vettel	Red Bull
2010: L. Hamilton	McLaren
2009: K. Raikkonen	Ferrari
2008: F. Massa	Ferrari
2007: K. Raikkönen	Ferrari
2006: No GP	
2005: K. Raikkönen	McLaren
2004: K. Raikkönen	McLaren
2003: No GP	
2002: M. Schumacher	Ferrari
2001: M. Schumacher (Ferrari)	Ferrari
2000: M. Hakkinen	McLaren
1999: D. Coulthard	McLaren
1998: D. Hill	Jordan
1997: M. Schumacher	Ferrari
1996: M. Schumacher	Ferrari
1995: M. Schumacher	Benetton
1994: D. Hill	Williams
1993: D. Hill	Williams
1992: M. Schumacher	Benetton
1991: A. Senna	McLaren
1990: A. Senna	McLaren
1989: A. Senna	McLaren

World championships

2014: L Hamilton	Mercedes
2013: S. Vettel	Red Bull
2012: S. Vettel	Red Bull
2011: S. Vettel	Red Bull
2010: L. Hamilton	Red Bull
2009: J. Button	Brawn GP
2008: L. Hamilton	Ferrari
2007: K. Raikkönen	Ferrari
2006: F. Alonso	Renault
2005: F. Alonso	Renault
2004: M. Schumacher	Ferrari
2003: M. Schumacher	Ferrari
2002: M. Schumacher	Ferrari
2001: M. Schumacher	Ferrari
2000: M. Schumacher	Ferrari
1999: M. Hakkinen	Ferrari
1998: M. Hakkinen	McLaren
1997: J. Villeneuve	Williams
1996: D. Hill	Williams
1995: M. Schumacher	Benetton
1994: M. Schumacher	Williams
1993: A. Prost	Williams
1992: N. Mansell	Williams
1991: A. Senna	McLaren
1990: A. Senna	McLaren
1989: A. Prost	McLaren



Belgian GP 2014 Starting grid

Pos	Driver	Team	Time	Laps	
1	Nico Rosberg	Mercedes	2'05.591	22	Q3
2	Lewis Hamilton	Mercedes	2'05.819	22	Q3
3	Sebastian Vettel	Red Bull	2'07.717	24	Q3
4	Fernando Alonso	Ferrari	2'07.786	21	Q3
5	Daniel Ricciardo	Red Bull	2'07.911	21	Q3
6	Valtteri Bottas	Williams	2'08.049	23	Q3
7	Kevin Magnussen	McLaren	2'08.679	22	Q3
8	Kimi Räikkönen	Ferrari	2'08.780	21	Q3
9	Felipe Massa	Williams	2'09.178	20	Q3
10	Jenson Button	McLaren	2'09.776	22	Q3
11	Daniil Kvyat	Toro Rosso	2'09.377	16	Q2
12	Jean-Éric Vergne	Toro Rosso	2'09.805	13	Q2
13	Sergio Perez	Force India	2'10.084	16	Q2
14	Adrian Sutil	Sauber	2'10.238	17	Q2
15	Romain Grosjean	Lotus	2'11.087	16	Q2
16	Jules Bianchi	Manor Marussia	2'12.470	14	Q2
17	Pastor Maldonado	Lotus	2'11.261	9	Q1
18	Nico Hülkenberg	Force India	2'11.267	8	Q1
19	Max Chilton	Manor Marussia	2'12.566	8	Q1
20	Esteban Gutiérrez	Sauber	2'13.414	4	Q1
21	Andre Lotterer	Caterham	2'13.469	9	Q1
22	Marcus Ericsson	Caterham	2'14.438	9	Q1



Belgian GP 2014 Race Classification

Pos	Driver	Team	Engine	Laps	Time
1	Daniel RICCIARDO	Red Bull	Renault	44	1h 24m 36.556s
2	Nico ROSBERG	Mercedes	Mercedes	44	1h 24m 39.939s + 03''383
3	Valtteri BOTTAS	Williams	Mercedes	44	1h 25m 04.588s + 28''032
4	Kimi RAIKKONEN	Ferrari	Ferrari	44	1h 25m 13.371s + 36''815
5	Sebastian VETTEL	Red Bull	Renault	44	1h 25m 28.752s + 52''196
6	Jenson BUTTON	McLaren	Mercedes	44	1h 25m 31.136s + 54''580
7	Fernando ALONSO	Ferrari	Ferrari	44	1h 25m 37.718s + 1'01''62
8	Sergio PEREZ	Force India	Mercedes	44	1h 25m 40.849s + 1'04''293
9	Daniil KVIAT	Toro Rosso	Renault	44	1h 25m 41.903s + 1'05''447
10	Nico HULKENBERG	Force India	Mercedes	44	1h 25m 42.253s + 1'05''697
11	Jean-Éric VERGNE	Toro Rosso	Renault	44	1h 25m 48.476s + 1'11''920
12	Kevin MAGNUSSEN	McLaren	Mercedes	44	20 " penalty 1h 25m 50.818s + 1'14''262
13	Felipe MASSA	Williams	Mercedes	44	1h 25m 52.531s + 1'15''975
14	Adrian SUTIL	Sauber	Ferrari	44	1h 25m 59.003s + 1'22''447
15	Esteban GUTIERREZ	Sauber	Ferrari	44	1h 26m 07.381s + 1'30''825
16	Max CHILTON	Marussia	Ferrari	43	
17	Marcus ERICSSON	Caterham	Renault	43	
18	Jules BIANCHI	Marussia	Ferrari	39	Gearbox
ab	Lewis HAMILTON	Mercedes	Mercedes	38	Accident
ab	Romain GROSJEAN	Lotus	Renault	33	Accident
ab	Pastor MALDONADO	Lotus	Renault	1	Exhaust
ab	André LOTTERER	Caterham	Renault	1	Engine



Belgian GP : Historic

Year	Date	Laps	Lap Dist.	Race Dist.	Pole	Winner
2013	Aug-25	44	7.004 km	308.052 km	Hamilton, Lewis	Vettel Sebastian
2012	Sep-02	44	7.004 km	308.052 km	Button, Jenson	Button, Jenson
2011	Aug-28	44	7.004 km	308.052 km	Vettel, Sebastian	Vettel, Sebastian
2010	Aug-29	44	7.004 km	308.052 km	Webber, Mark	Hamilton, Lewis
2009	Aug-30	44	7.004 km	308.052 km	Fisichella, Giancarlo	Räikkönen, Kimi
2008	Sep-07	44	7.004 km	308.052 km	Hamilton, Lewis	Massa, Felipe
2007	Sep-16	44	7.004 km	308.176 km	Räikkönen, Kimi	Räikkönen, Kimi
2005	Sep-11	44	6.976 km	306.927 km	Montoya, Juan Pablo	Räikkönen, Kimi
2004	Aug-29	44	6.976 km	306.927 km	Trulli, Jarno	Räikkönen, Kimi
2002	Sep-01	44	6.963 km	306.355 km	Schumacher, Michael	Schumacher, Michael
2001	Sep-02	44	6.968 km	306.592 km	Montoya, Juan Pablo	Schumacher, Michael
2000	Aug-27	44	6.968 km	306.592 km	Häkkinen, Mika	Häkkinen, Mika
1999	Aug-29	44	6.968 km	306.592 km	Häkkinen, Mika	Coulthard, David
1998	Aug-30	44	6.968 km	306.592 km	Häkkinen, Mika	Hill, Damon
1997	Aug-24	44	6.968 km	306.592 km	Villeneuve, Jacques	Schumacher, Michael
1996	Aug-25	44	6.968 km	306.592 km	Villeneuve, Jacques	Schumacher, Michael
1995	Aug-27	44	6.974 km	306.856 km	Berger, Gerhard	Schumacher, Michael
1994	Aug-28	44	7.001 km	308.044 km	Barrichello, Rubens	Hill, Damon
1993	Aug-29	44	6.974 km	306.856 km	Prost, Alain	Hill, Damon
1992	Aug-30	44	6.974 km	306.856 km	Mansell, Nigel	Schumacher, Michael
1991	Aug-25	44	6.940 km	305.360 km	Senna, Ayrton	Senna, Ayrton
1990	Aug-26	44	6.940 km	305.360 km	Senna, Ayrton	Senna, Ayrton
1989	Aug-27	44	6.940 km	305.360 km	Senna, Ayrton	Senna, Ayrton
1988	Aug-28	43	6.940 km	298.420 km	Senna, Ayrton	Senna, Ayrton
1987	May-17	43	6.940 km	298.420 km	Mansell, Nigel	Prost, Alain
1986	May-25	43	6.940 km	298.420 km	Piquet, Nelson	Mansell, Nigel
1985	Sep-15	43	6.940 km	298.420 km	Prost, Alain	Senna, Ayrton
1983	May-22	40	6.949 km	278.620 km	Prost, Alain	Prost, Alain
1970	Jun-07	28	14.100 km	394.800 km	Stewart, Jackie	Rodríguez, Pedro
1968	Jun-09	28	14.100 km	394.800 km	Amon, Chris	McLaren, Bruce
1967	Jun-18	28	14.100 km	394.800 km	Clark, Jim	Gurney, Dan
1966	Jun-12	28	14.100 km	394.800 km	Surtees, John	Surtees, John
1965	Jun-13	32	14.100 km	451.200 km	Hill, Graham	Clark, Jim
1964	Jun-14	32	14.100 km	451.200 km	Gurney, Dan	Clark, Jim
1963	Jun-09	32	14.100 km	451.200 km	Hill, Graham	Clark, Jim
1962	Jun-17	32	14.100 km	451.200 km	Hill, Graham	Clark, Jim
1961	Jun-18	30	14.100 km	423.000 km	Hill, Phil	Hill, Phil
1960	Jun-19	36	14.100 km	507.600 km	Brabham, Jack	Brabham, Jack
1958	Jun-15	24	14.100 km	338.400 km	Hawthorn, Mike	Brooks, Tony
1956	Jun-03	36	14.120 km	508.320 km	Fangio, Juan Manuel	Collins, Peter
1955	Jun-05	36	14.120 km	508.320 km	Castellotti, Eugenio	Fangio, Juan Manuel
1954	Jun-20	36	14.120 km	508.320 km	Fangio, Juan Manuel	Fangio, Juan Manuel
1953	Jun-21	36	14.120 km	508.320 km	Fangio, Juan Manuel	Ascari, Alberto
1952	Jun-22	36	14.120 km	508.320 km	Ascari, Alberto	Ascari, Alberto
1951	Jun-17	36	14.120 km	508.320 km	Fangio, Juan Manuel	Farina, Giuseppe
1950	Jun-18	35	14.120 km	494.200 km	Farina, Giuseppe	Fangio, Juan Manuel



Historic 2

Francorchamps Profil

Location	Type	GP	First GP	First GP Winner	Last GP	Last GP Winner
Spa-Francorchamps	Road	45	BEL 1950	Fangio, Juan Manuel	2BEL 2013	Button, Jenson

Configurations and fastest laps records

Year	GP	Type	Lap Dist.	Race Dist.	Pole ?	Winner	Fastest Lap
1	1970		14.100 km	Amon, Chris	1970	03:27.4	244.744 km/h
1	1983		6.949 km	de Cesaris, Andrea	1983	02:07.493	196.218 km/h
7	1985-1991		6.940 km	Prost, Alain	1990	01:55.087	217.088 km/h
3	1992-1993; 1995		6.974 km	Prost, Alain	1993	01:51.095	225.990 km/h
1	1994		7.001 km	Hill, Damon	1994	01:57.117	215.200 km/h
6	1996-2001		6.968 km	Schumacher, Michael	2001	01:49.758	228.546 km/h
1	2002		6.963 km	Schumacher, Michael	2002	01:47.176	233.884 km/h
2	2004-2005		6.976 km	Räikkönen, Kimi	2004	01:45.108	238.931 km/h
6	2007-2013		7.004 km	Vettel, Sebastian	2009	01:47.263	235.071 km/h

Nivelles Profil

Location	Type	GP	First GP	First GP Winner	Last GP	Last GP Winner
Nivelles, Belgium	Race	2	BEL 1972	Fittipaldi, Emerson	BEL 1974	Fittipaldi, Emerson

Configurations and fastest laps records

Year	Date	Laps	Lap Dist.	Race Dist.	Pole ?	Winner	Fastest Lap
1974	May-12	85	3.724 km	316.540 km	Regazzoni, Clay	Fittipaldi, Emerson	Hulme, Denny
1972	Jun-04	85	3.724 km	316.540 km	Fittipaldi, Emerson	Fittipaldi, Emerson	Amon, Chris

Zolder Profil

Location	Type	GP	First GP	First GP Winner	Last GP	Last GP Winner
Zolder, Belgium	Race	10	BEL 1973	Stewart, Jackie	BEL 1984	Alboreto, Michele

Configurations and fastest laps records

Year	Date	Laps	Lap Dist.	Race Dist.	Pole ?	Winner	Fastest Lap
1984	Apr-29	70	4.262 km	298.340 km	Alboreto, Michele	Alboreto, Michele	Arnoux, René
1982	May-09	70	4.262 km	298.340 km	Prost, Alain	Watson, John	Watson, John
1981	May-17	70	4.262 km	298.340 km	Reutemann, Carlos	Reutemann, Carlos	Reutemann, Carlos
1980	May-04	72	4.262 km	306.864 km	Jones, Alan	Pironi, Didier	Laffite, Jacques
1979	May-13	70	4.262 km	298.340 km	Laffite, Jacques	Scheckter, Jody	Villeneuve, Gilles
1978	May-21	70	4.262 km	298.340 km	Andretti, Mario	Andretti, Mario	Peterson, Ronnie
1977	Jun-05	70	4.262 km	298.340 km	Andretti, Mario	Nilsson, Gunnar	Nilsson, Gunnar
1976	May-16	70	4.262 km	298.340 km	Lauda, Niki	Lauda, Niki	Lauda, Niki
1975	May-25	70	4.262 km	298.340 km	Lauda, Niki	Lauda, Niki	Regazzoni, Clay
1973	May-20	70	4.220 km	295.400 km	Peterson, Ronnie	Stewart, Jackie	Cévert, François



World Championship 2014

Drivers	1	2	3	4	5	6	7	8	9	10	11	12	13	14	15	16	17	18	19	Pts
	AUS	MYS	BHR	CHN	ESP	MCO	CAN	AUT	GBR	DEU	HUN	BEL	ITA	SGP	JPN	RUS	USA	BRA	ABD	
1. L. Hamilton	-	25	25	25	25	18	-	18	25	15	15	-	25	25	25	25	25	18	50	384
2. N. Rosberg	25	18	18	18	18	25	18	25	-	25	12	18	18	-	18	18	18	25	-	317
3. D. Ricciardo	-	-	12	12	15	15	25	4	15	8	25	25	10	15	12	6	15	-	24	238
4. V. Bottas	10	4	4	6	10	-	6	15	18	18	4	15	12	-	8	15	10	1	30	186
5. S. Vettel	-	15	8	10	12	-	15	-	10	12	6	10	8	18	15	4	6	10	8	167
6. F. Alonso	12	12	2	15	8	12	8	10	8	10	18	6	-	12	-	8	8	8	4	161
7. F. Massa	-	6	6	-	-	6	-	12	-	-	10	-	15	10	6	-	12	15	36	134
8. J. Button	15	8	-	-	-	8	12	-	12	4	1	8	4	-	10	12	-	12	20	126
9. N. Hulkenberg	8	10	10	8	1	10	10	2	4	6	-	1	-	2	4	-	-	4	16	96
10. S. Perez	1	-	15	2	2	-	-	8	-	1	-	4	6	6	1	1	-	-	12	59
11. K. Magnussen	18	2	-	-	-	1	2	6	6	2	-	-	1	1	-	10	4	2	-	55
12. K. Raikkonen	6	-	1	4	6	-	1	1	-	-	8	12	2	4	-	2	-	6	2	55
13. J. Vergne	4	-	-	-	-	-	4	-	1	-	2	-	-	8	2	-	1	-	-	22
14. R. Grosjean	-	-	-	-	4	4	-	-	-	-	-	-	-	-	-	-	-	-	-	8
15. D. Kvyat	2	1	-	1	-	-	-	-	2	-	-	2	-	-	-	-	-	-	-	8
16. P. Maldonado	-	-	-	-	-	-	-	-	-	-	-	-	-	-	-	-	2	-	-	2
17. J. Bianchi	-	-	-	-	-	2	-	-	-	-	-	-	-	-	-	-	-	-	-	2
18. A. Sutil	-	-	-	-	-	-	-	-	-	-	-	-	-	-	-	-	-	-	-	0
19. M. Ericsson	-	-	-	-	-	-	-	-	-	-	-	-	-	-	-	-	-	-	-	0
20. E. Gutierrez	-	-	-	-	-	-	-	-	-	-	-	-	-	-	-	-	-	-	-	0
21. M. Chilton	-	-	-	-	-	-	-	-	-	-	-	-	-	-	-	-	-	-	-	0
22. K. Kobayashi	-	-	-	-	-	-	-	-	-	-	-	-	-	-	-	-	-	-	-	0
23. W. Stevens	-	-	-	-	-	-	-	-	-	-	-	-	-	-	-	-	-	-	-	0

Constructor

Pts

Constructor	A	U	S	M	A	S	B	R	N	C	H	N	E	S	P	M	O	N	C	A	N	A	U	T	G	B	R	G	E	R	H	U	N	B	E	L	I	T	A	S	I	N	J	P	N	R	U	S	A	B	R	A	A	U	
	AUS	MYS	BHR	CHN	ESP	MCO	CAN	AUT	GBR	DEU	HUN	BEL	ITA	SGP	JPN	RUS	USA	BRA	ABD																																				
1. Mercedes	25	43	43	43	43	43	18	43	25	40	27	18	43	25	43	43	43	43	50	701																																			
2. Red Bull / Renault	-	30	28	22	27	15	40	4	25	20	31	35	18	33	27	10	21	10	40	436																																			
3. Williams / Mercedes	10	10	10	6	10	6	6	27	18	18	14	15	27	10	14	15	22	16	66	320																																			
4. Ferrari	18	12	3	19	14	12	9	11	8	10	26	18	2	16	--	10	8	14	6	216																																			
5. Force India / Mercedes	9	10	25	10	3	10	10	10	4	7	-	5	6	8	5	1	-	4	28	155																																			
6. McLaren / Mercedes	-	-	-	-	-	9	14	6	18	6	1	8	5	1	10	22	4	14	118																																				
7. McLaren / Honda	33	10	-	-	-	-	-	-	-	-	-	-	-	-	-	-	-	-	20	63																																			
8. Toro Rosso / Renault	6	1	-	1	-	--	4	--	3	--	2	2	-	8	2	--	1	--	30																																				
9. Lotus / Renault	-	-	-	-	-	4	4	-	--	--	--	--	--	--	--	--	2	--	10																																				
10. Manor Marussia / Ferrari	-	-	-	-	-	2	-	--	--	--	--	--	--	--	--	--	--	--	2																																				
Sauber / Ferrari	-	-	-	-	-	--	--	--	--	--	--	--	--	--	--	--	--	--	[11]																																				
Lotus / Mercedes	-	-	-	-	-	--	--	--	--	--	--	--	--	--	--	--	--	--	[11]																																				
Caterham / Renault	-	-	-	-	-	--	--	--	--	--	--	--	--	--	--	--	--	--	[11]																																				



Season 2015: changes

POWER UNIT HOMOLOGATION

One change, though, stands out above all others, and it's by virtue of the fact that it doesn't actually feature in the 2015 regulations.

That omission, of course, was any reference in the Sporting Regulations to power units needing to be homologated during 2015, a small but glaring error that has caused uproar among F1 teams.

At the end of all the wrangling the solution, eventually contained in technical directive 004/15 is that "[development] tokens (32 in this case) may be introduced at any time during the 2015 season", with 2014 power units (including modifications made through last season on the basis of reliability, safety or cost-saving) being viewed as admissible under the same criteria until such point as team sees fit to homologate, if at all.

The technical directive also includes provision for Honda to develop its new power unit in a similar albeit slightly more restricted fashion. The manufacturer is being asked to homologate its new PU by the end of February, as Renault, Mercedes and Ferrari had to do last year. However the Japanese marque will then be allowed a certain amount of development, based on the number of tokens still available to the other manufacturers at the beginning of the season.

The directive states: "As each of the four 2015 manufacturers will have an homologated power unit at the start of the season, we believe it would be fair to ensure that each of them enjoys equal opportunities for upgrades during the season. We will therefore allow the new manufacturer to use the same number of tokens that the other three manufacturers have available to them, taken as an average of the three. For example, if the three 2014 manufacturers have eight, seven and five unused tokens respectively at the start of the season, then the new manufacturer will be allowed to use six during the season (the average rounded down to the nearest whole number)."

With Renault recently admitting it has blown the lion's share of its token budget for this season already, it remains to be seen how many tokens will actually be awarded to Honda for 2015 development and the manufacturer had already said it still has a problem with the technical directive's suggestion.

Power units are also subject to another restriction this season – in number. In 2015 each driver will only get four engines to last the whole season, down from five last year. That could prove tough for some towards the end of the season, though the power units are likely to be more reliable this season.

The downside, according to Red Bull Racing's Christian Horner, is that some teams may limit Friday running in order to preserve engine life, which would act as a massive disincentive to anyone thinking of shelling out for a three-day ticket.

POWER UNIT PENALTIES

The penalties for over use of PU elements are also changing. The replacement of a complete power unit will no longer result in a penalty. Instead, as specified in the current regulations, penalties will be applied cumulatively for individual components of the power unit.

Last year when those penalties were incurred, if the amount of places to be dropped on the grid suggested a starting place beyond the back of the grid, the excess penalty places were carried over to the following event. This changes for 2015 and from now on **excess penalty places will incur a time penalty** according to the following scale:

- * 1 to 5 grid places untaken: A penalty under Article 16.3(a) will be applied.
- * 6 to 10 grid places untaken: A penalty under Article 16.3(b) will be applied.
- * 11 to 20 grid places untaken: A penalty under Article 16.3(c) will be applied.
- * More than 20 grid places untaken: A penalty under Article 16.3(d) will be applied.

Article 16.3(a) provides for a five-second penalty. This was introduced by the FIA in 2014 for minor racing infringements and was branded a major success by race stewards, who felt that it punished a driver but didn't serve to ruin his race. In light of this the 2015 rules also now provide for a **10-second penalty** for more serious infringements (Article 16.3(c)), to be taken in the same manner as the five-second penalty. If the penalty is imposed in the final three laps the penalty does not have to be served but a 30-second time penalty will be added after the chequered flag. Article 16.3(d) provides for a 10-second stop-and-go penalty while subsection (d) allows stewards to apply a discretionary time penalty.

VIRTUAL SAFETY CAR

The other really big change for this year is the provision for use of the 'Virtual Safety Car', variants of which were trialed in practice sessions at the final three grands prix of last year following Jules Bianchi's crash in Japan.

The system provides for a speed limit to be imposed around the track with the new regulation concerning its use reading: "The procedure may be initiated to neutralise a race upon the order of the clerk of the course. It will normally be used when double waved yellow flags are needed on any section of track and competitors or officials may be in danger, but the circumstances are not such as to warrant use of the safety car itself."

SAFETY CAR TWEAKS

The Safety Car rules are being changed. As was the case in 2014, lapped cars may unlap themselves behind the safety car; however, the safety car will no longer need to wait until those drivers have caught up with the rest of the field before leaving the track. Instead, the safety car is free to pull back into the pits on the following lap after the last lapped car has been waved through.



Entry Listy

N °	Driver	Team	Team name	Chassis	Engine
44	Lewis Hamilton (GBR)	Mercedes-Benz Grand Prix Limited (DEU)	Mercedes AMG Petronas Formula One Team	Mercedes	Mercedes
6	Nico Rosberg (DEU)	Mercedes-Benz Grand Prix Limited (DEU)	Mercedes AMG Petronas Formula One Team	Mercedes	Mercedes
3	Daniel Ricciardo (AUS)	Red Bull Racing Limited (AUT)	Infiniti Red Bull Racing	Red Bull Racing	Renault
26	Daniil Kvyat (RUS)	Red Bull Racing Limited (AUT)	Infiniti Red Bull Racing	Red Bull Racing	Renault
19	Felipe MASSA (BRA)	Williams Grand Prix Engineering Limited (GBR)	Williams Martini Racing	Williams	Mercedes
77	Valtteri Bottas (FIN)	Williams Grand Prix Engineering Limited (GBR)	Williams Martini Racing	Williams	Mercedes
5	Sebastien Vettel (DEU)	Ferrari SpA (ITA)	Scuderia Ferrari	Ferrari	Ferrari
7	Kimi Räikkönen (FIN)	Ferrari SpA (ITA)	Scuderia Ferrari	Ferrari	Ferrari
14	Fernando Alonso (ESP)	McLaren Racing Limited (GBR)	McLaren Honda	McLaren	Honda
22	Jenson Button (GBR)	McLaren Racing Limited (GBR)	McLaren Honda	McLaren	Honda
27	Nicolas Hülkenberg (DEU)	Force India Team Formula 1 Limited (IND)	Sahara Force India F1 Team	Force India	Mercedes
11	Sergio Perez Mendoza (MEX)	Force India Team Formula 1 Limited (IND)	Sahara Force India F1 Team	Force India	Mercedes
33	Max Verstappen (NDL)	Toro Rosso SpA (ITA)	Scuderia Toro Rosso	Scuderia Toro Rosso	Renault
55	Carlos Sainz Jr (ESP)	Toro Rosso SpA (ITA)	Scuderia Toro Rosso	Scuderia Toro Rosso	Renault
8	Romain Grosjean (FRA)	Lotus F1 Team Limited (GBR)	Lotus F1 Team	Lotus	Mercedes
13	Pastor Maldonado (VEN)	Lotus F1 Team Limited (GBR)	Lotus F1 Team	Lotus	Mercedes
9	Marcus Ericsson (SWE)	Sauber Motorsport ag (CHE)	Sauber F1 Team	Sauber	Ferrari
12	Luiz Felipe de Oliveira Nasr (BRA)	Sauber Motorsport ag (CHE)	Sauber F1 Team	Sauber	Ferrari
28	William Stevens (GBR)	Manor Grand Prix Racing LTD (GBR)	Manor Marussia F1 Team	Marussia	Ferrari
98	Roberto Merhi (ESP)	Manor Grand Prix Racing LTD (GBR)	Manor Marussia F1 Team	Marussia	Ferrari



Calendar 2015

Race	Grand Prix	Circuit	Date
1	Australie	Albert Park	13 – 15 mars
2	Malaisie	Sepang	27 – 29 mars
3	Chines	Shanghai	10 – 12 avril
4	Bahreïn	BIC	17 – 19 avril
5	Espagne	Catalunya	8 – 10 mai
6	Monaco	Monaco	21 – 24 mai
7	Canada	Gilles Villeneuve	5 – 7 juin
8	Autriche	Spielberg	19 – 21 juin
9	Grande Bretagne	Silverstone	3 – 5 juillet
10	Hongrie	Hungaroring	24 – 26 juillet
11	BELGIQUE	Spa - Francorchamps	21 – 23 août
12	Italie	Monza	4 – 6 septembre
13	Singapour	Singapore	18 – 20 septembre
14	Japon	Suzuka	25 – 27 septembre
15	Russie	Sochi	9 – 11 octobre
16	USA	Austin	23 – 25 octobre
17	Mexique	Mexico City	30 oct. – 1 nov.
18	Brésil	Interlagos	13 – 15 novembre
19	Abu Dhabi	Yas Marina	27 – 29 novembre



Mercedes-Benz Grand Prix Limited

First Grand Prix 1954
Races 116
Championships 1

Full name: Lewis Carl Hamilton
Birth date: January 7, 1985
Birthplace: Tewin, Great Britain
Current age: 30 years
Height: 1.75 m
Weight: 66 kg
Current team: Mercedes
Previous teams: McLaren



Seasons 8
Wins 36

Full name: Nico Rosberg
Birth date: June 27, 1985
Birthplace: Wiesbaden, Germany
Current age: 30 years
Height: 1.78 m
Weight: 71 kg
Relation: Father - K Rosberg
Current: team Mercedes
Previous teams: Williams

Red Bull Racing Limited

First Grand Prix 2005
Races 193
Championships 4

Full name: Daniel Ricciardo
Birth date: July 1, 1989
Birthplace: Perth, Australia
Current age: 26 years
Current team: Red Bull
Previous teams: HRT, Toro Rosso



Seasons 11
Wins 50

Full name: Daniil Kvyat
Birth date: April 28, 1994
Current age: 21 years
Height: 1.75 m
Weight: 58 kg
Current team: Red Bull
Previous teams: Toro Rosso



Williams GP Engineering Limited

First Grand Prix 1975
Races 640
Championships 9

Full name: Valtteri Bottas
Birth date: August 28, 1989
Birthplace: Nastola, Finland
Current age: 25 years
Height: 1.73 m
Weight: 70 kg
Current team: Williams



Seasons 40
Wins 114

Full name: Felipe Massa
Birth date: April 25, 1981
Birthplace: Sao Paulo, Brazil
Current age: 34 years
Height: 1.66 m
Weight: 59 kg
Current team: Williams
Previous teams: Ferrari, Sauber

Ferrari SpA

First Grand Prix 1950
Races 898
Championships 16

Full name: Sebastian Vettel
Birth date: July 3, 1987
Birthplace: Heppenheim, Germany
Current age: 28 years
Height: 1.76 m
Weight: 58 kg
Current team: Ferrari
Previous teams: BMW Sauber, Red Bull, Toro Rosso



Seasons 66
Wins 222

Full name: Kimi-Matias Räikkönen
Nickname: Iceman
Birth date: October 17, 1979
Birthplace: Espoo, Finland
Current age: 35 years
Height: 1.75 m
Weight: 62 kg
Current team: Ferrari
Previous teams: Lotus, McLaren, Sauber



**2015 FORMULA 1
SHELL
BELGIAN GRAND PRIX**

SPA-FRANCORCHAMPS
21-22-23 AUGUST



McLaren Racing Limited



First Grand Prix 1966
Races 770
Championships 8

Seasons 50
Wins 182

Full name: Fernando Alonso Díaz
Birth date: July 29, 1981
Birthplace: Oviedo, Spain
Current: age 33 years
Height: 1.71 m
Weight: 68 kg
Current team: McLaren
Previous teams: Ferrari, Minardi, Renault

Full name: Jenson Alexander Lyons Button
Birth date: January 19, 1980
Birthplace: Somerset, Great Britain
Current: age 35 years 165 days
Height: 1.82 m
Weight: 72 kg
Current team: McLaren
Previous teams: BAR, Benetton, Brawn, Honda, Renault, Williams

Force India Formula 1 Team Limited



First Grand Prix 2008
Races 139
Championships 0

Seasons 8
Wins 0

Full name: Nicolas Hülkenberg
Nickname: The Hulk
Birth date: August 19, 1987
Birthplace: Emmerich am Rhein, Germany
Current age: 27 years
Height: 1.84 m
Weight: 70 kg
Current: team Force India
Previous teams: Sauber, Williams

Full name: Sergio Perez
Nickname: Checo
Birth date: January 26, 1990
Birthplace: Guadalajara, Mexico
Current age: 25 years
Current team: Force India
Previous teams: McLaren, Sauber



Scuderia Toro Rosso SpA

First Grand Prix 2006
Races 174
Championships 0

Full name: Max Emilian Verstappen
Birth date: September 30, 1997
Birthplace: Hasselt, Belgium
Current age: 17 years
Relation: Father - J Verstappen
Current team: Toro Rosso



Seasons 10
Wins 1

Full name: Carlos Sainz Jr
Birth date: September 1, 1994
Birthplace: Madrid, Spain
Current age: 20 years
Current team: Toro Rosso

Lotus F1 Team Limited

First Grand Prix 2012
Races 66
Championships 0

Full name: Romain Grosjean
Birth date: April 17, 1986
Birthplace: Geneva, Switzerland
Current age: 29 years
Height: 1.8 m
Weight: 71 kg
Current team: Lotus
Previous teams: Renault



Seasons 4
Wins 2

Full name: Pastor Maldonado
Birth date: March 9, 1985
Birthplace: Maracay, Aragua, Venezuela
Current age: 30 years
Current team: Lotus
Previous teams: Williams



**2015 FORMULA 1
SHELL
BELGIAN GRAND PRIX**

**SPA-FRANCORCHAMPS
21-22-23 AUGUST**



Sauber Motorsport AG

First Grand Prix 1993
Races 301
Championships 0

Full name: Marcus Ericsson
Birth date: September 2, 1990
Birthplace: Kumla, Sweden
Current age: 24 years
Current team: Sauber
Previous teams: Caterham



Seasons 18
Wins 0

Full name: Luiz Felipe de Oliveira Nasr
Birth date: August 21, 1992
Birthplace: Brasilia, Brazil
Current age: 22 years
Current team: Sauber
Previous teams: Williams

Manor Grand Prix Racing LTD

First Grand Prix 2012
Races 63
Championships 0

Full name: William Stevens
Birth date: June 28, 1991
Birthplace: Roachford, Great Britain
Current age: 24 years
Current team: Manor Marussia
Previous teams: Caterham



Seasons 4
Wins 0

Full name: Roberto Merhi Muntan
Birth date: March 22, 1991
Birthplace: Castellon, Spain,
Current age: 24 years
Current team: Manor Marussia



**2015 FORMULA 1
SHELL
BELGIAN GRAND PRIX**

**SPA-FRANCORCHAMPS
21-22-23 AUGUST**



Media contacts

Infiniti Red Bull Racing

Head of Communications: Katie Tweedle
+44 7766 471 568 – katie.tweedle@redbullracing.com
Press Officer: Lyndsey Fairburn
+44 7764 386 399 – lyndsey.fairburn@redbullracing.com
Media & PR Consultant Sebastian Vettel: Britta Roeske
+44 7764 386 402 – britta.roeske@sebastianvettel.com

Vodafone McLaren Mercedes

Head of Communications & PR: Matt Bishop
+44 7976 835 878 – matt.bishop@mclaren.com
Media Manager: Steve Cooper
+44 7881 426 460 – steve.cooper@mclaren.com
PR Officer: Silvia Hoffer Frangipane
+44 7584 218 639 – silvia.hoffer@mclaren.com

Mercedes AMG Petronas F1 Team

Director Mercedes-Benz Motorsport Communications:
Wolfgang Schattling: +49/160 862 4864
wolfgang.schattling@daimler.com
Communication Manager Mercedes AMG Petronas:
Nicola Armstrong: +44 7793 844549 – namstrong@mercedesM
~~3-3-08~~
Communications Manager Mercedes AMG Petronas:
Bradley Lord: +49 151 58621 997 – bradley.lord@daimler.com

Sahara Force India F1 Team

Head of Sponsorship, Promotion & Media: Sadie Wigglesworth
+44 7983 312 992 – sadie.wigglesworth@forceindiaf1.com
Communications Manager: Will Hings
+44 7734 202020 – will.hings@forceindiaf1.com

Scuderia Toro Rosso

Head of Communications: Fabiana Valenti
+39 335 711 3694 – fabiana.valenti@tororosso.com
Senior Press Officer: Diego Mandolfo
+39 340 795 1078 – diego.mandolfo@tororosso.com

Pirelli

Head of F1 Communications: Alexandra Schieren
+33 607 036 903 – alexandra.schieren@pirelli.com

Scuderia Ferrari

Head of Motorsport Press Office: Renato Bisignani
+39 334 659 1412 – Renato.bisignani@ferrari.com
Press Officer: Roberta Vallorosi
+39 334 659 1868 – roberta.vallorosi@ferrari.com
Press Officer: Stefania Bocchi
stefania.bocchi@ferrari.com

Lotus F1 Team

Head of Communications: Stephane Samson
+44 7827 307 185 – stephane.samson@lotusf1team.com
Senior Press Officer: Clarisse Hoffmann
+44 7747 468 273 – clarisse.hoffmann@lotusf1team.com
Press Officer: Anna Goodrum,
anna.goodrum@lotusf1team.com **Andy Stobart :**
andy.stobart@lotusf1team.com

Sauber F1 Team

Head of Communications: Hanspeter Brack
+41 79 770 1819 – hanspeter.brack@sauber-motorsport.com
Communication Manager: Stephanie Weiser
Stephanie.weiser@sauber-motorsport.com +41 79 264 28 61

Williams F1 Team

Communication Manager: Isobel Postins
+44/7867 492 412 – Isobel.postins@williamsf1.com
Head of Communications: Sophie Ogg
+44 7977 27 5762 – sophie.ogg@williamsf1.com

Caterham F1 Team

Head of Communications: Tom Webb
+44 7581 208 504 – tom.webb@caterhamf1.com

Marussia F1 Team

PR Director: Tracy Novak
+44 7590 964 936 – tracy.novak@marussiaf1team.com

Renault Sport F1

Head of Communications: Lucy Genon
+44 781 659 4152 – lucy.genon@renaultsportf1.com



Australia GP

Qualifying Classification

POS	DRIVER	Q1	Q2	Q3
1	Lewis Hamilton	1:28.586	1:26.894	1:26.327
2	Nico Rosberg	1:28.906	1:27.097	1:26.921
3	Felipe Massa	1:29.246	1:27.895	1:27.718
4	Sebastian Vettel	1:29.307	1:27.742	1:27.757
5	Kimi Raikkonen	1:29.754	1:27.807	1:27.790
6	Valtteri Bottas	1:29.641	1:27.796	1:28.087
7	Daniel Ricciardo	1:29.788	1:28.679	1:28.329
8	Carlos Sainz Jr.	1:29.597	1:28.601	1:28.510
9	Romain Grosjean	1:29.537	1:28.589	1:28.560
10	Pastor Maldonado	1:29.847	1:28.726	1:29.480
11	Felipe Nasr	1:30.430	1:28.800	
12	Max Verstappen	1:29.248	1:28.868	
13	Daniil Kvyat	1:30.402	1:29.070	
14	Nico Hulkenberg	1:29.651	1:29.208	
15	Sergio Perez	1:29.990	1:29.209	
16	Marcus Ericsson	1:31.376		
17	Jenson Button	1:31.422		
18	Kevin Magnussen	1:32.037		

Race classification

POS	DRIVER	TEAM	LAPS	TIME
1	Lewis Hamilton	Mercedes AMG Petronas F1 Team	58	1:31:54.067
2	Nico Rosberg	Mercedes AMG Petronas F1 Team	58	1:31:55.427
3	Sebastian Vettel	Scuderia Ferrari	58	1:32:28.590
4	Felipe Massa	Williams Martini Racing	58	1:32:32.263
5	Felipe Nasr	Sauber F1 Team	58	1:33:29.216
6	Daniel Ricciardo	Infiniti Red Bull Racing	57	1:32:04.816
7	Nico Hulkenberg	Sahara Force India F1 Team	57	1:32:41.250
8	Marcus Ericsson	Sauber F1 Team	57	1:32:56.053
9	Carlos Sainz Jr.	Scuderia Toro Rosso	57	1:33:02.691
10	Sergio Perez	Sahara Force India F1 Team	57	1:33:14.993
11	Jenson Button	McLaren Honda	56	1:32:18.287
12	Kimi Raikkonen	Scuderia Ferrari	40	1:05:17.916
13	Max Verstappen	Scuderia Toro Rosso	32	0:53:19.126
-	Romain Grosjean	Lotus F1 Team	DNF	
-	Pastor Maldonado	Lotus F1 Team	DNF	
-	Daniil Kvyat	Infiniti Red Bull Racing	DNF	
-	Valtteri Bottas	Williams Martini Racing	DNF	
-	Fernando Alonso	McLaren Honda	DNF	



Malaysian GP

Qualifying classification

POS	DRIVER	Q1	Q2	Q3
1	Lewis Hamilton	1:39.269	1:41.517	1:49.834
2	Sebastian Vettel	1:39.814	1:39.632	1:49.908
3	Nico Rosberg	1:39.374	1:39.377	1:50.299
4	Daniel Ricciardo	1:40.504	1:41.085	1:51.541
5	Daniil Kvyat	1:40.546	1:41.665	1:51.951
6	Max Verstappen	1:40.793	1:41.430	1:51.981
7	Felipe Massa	1:40.543	1:41.230	1:52.473
8	Romain Grosjean	1:40.303	1:41.209	1:52.981
9	Valtteri Bottas	1:40.249	1:40.650	1:53.179
10	Marcus Ericsson	1:40.340	1:41.748	1:53.261
11	Kimi Raikkonen	1:40.415	1:42.173	
12	Pastor Maldonado	1:40.361	1:42.198	
13	Nico Hulkenberg	1:40.830	1:43.023	
14	Sergio Perez	1:41.036	1:43.469	
15	Carlos Sainz Jr.	1:39.814	1:43.701	
16	Felipe Nasr	1:41.308		
17	Jenson Button	1:41.636		
18	Fernando Alonso	1:41.746		
19	Roberto Merhi Muntan	1:46.677		

Race classification

POS	DRIVER	TEAM	LAPS	TIME
1	Sebastian Vettel	Scuderia Ferrari	56	1:41:05.793
2	Lewis Hamilton	Mercedes AMG Petronas F1 Team	56	1:41:14.362
3	Nico Rosberg	Mercedes AMG Petronas F1 Team	56	1:41:18.103
4	Kimi Raikkonen	Scuderia Ferrari	56	1:41:59.615
5	Valtteri Bottas	Williams Martini Racing	56	1:42:16.202
6	Felipe Massa	Williams Martini Racing	56	1:42:19.379
7	Max Verstappen	Scuderia Toro Rosso	56	1:42:43.555
8	Carlos Sainz Jr.	Scuderia Toro Rosso	55	1:41:07.902
9	Daniil Kvyat	Infiniti Red Bull Racing	55	1:41:08.929
10	Daniel Ricciardo	Infiniti Red Bull Racing	55	1:41:16.857
11	Romain Grosjean	Lotus F1 Team	55	1:41:34.538
12	Felipe Nasr	Sauber F1 Team	55	1:41:37.045
13	Sergio Perez	Sahara Force India F1 Team	55	1:41:54.237
14	Nico Hulkenberg	Sahara Force India F1 Team	55	1:41:54.692
15	Roberto Merhi Muntan	Manor Marussia F1 Team	53	1:41:44.486
16	Pastor Maldonado	Lotus F1 Team	47	1:27:42.185
17	Jenson Button	McLaren Honda	41	1:17:53.611
18	Fernando Alonso	McLaren Honda	21	0:40:26.269
19	Marcus Ericsson	Sauber F1 Team	3	0:05:35.621
20	Will Stevens	Manor Marussia F1 Team	3	



Chinese GP

Qualifying classification

POS	DRIVER	Q1	Q2	Q3
1	Lewis Hamilton	1:38.285	1:36.423	1:35.782
2	Nico Rosberg	1:38.496	1:36.747	1:35.824
3	Sebastian Vettel	1:37.502	1:36.957	1:36.687
4	Felipe Massa	1:38.433	1:37.357	1:36.954
5	Valtteri Bottas	1:38.014	1:37.763	1:37.143
6	Kimi Raikkonen	1:37.790	1:37.109	1:37.232
7	Daniel Ricciardo	1:38.534	1:37.939	1:37.540
8	Romain Grosjean	1:38.209	1:38.063	1:37.905
9	Felipe Nasr	1:38.521	1:38.017	1:38.067
10	Marcus Ericsson	1:38.941	1:38.127	1:38.158
11	Pastor Maldonado	1:38.563	1:38.134	
12	Daniil Kvyat	1:39.051	1:38.209	
13	Max Verstappen	1:38.387	1:38.393	
14	Carlos Sainz Jr.	1:38.622	1:38.538	
15	Sergio Perez	1:38.903	1:39.290	
16	Nico Hulkenberg	1:39.216		
17	Jenson Button	1:39.276		
18	Fernando Alonso	1:39.280		
19	Will Stevens	1:42.091		
20	Roberto Merhi Muntan	1:42.842		

Race classification

POS	DRIVER	TEAM	LAPS	TIME
1	Lewis Hamilton	Mercedes AMG Petronas F1 Team	56	1:39:42.008
2	Nico Rosberg	Mercedes AMG Petronas F1 Team	56	1:39:42.722
3	Sebastian Vettel	Scuderia Ferrari	56	1:39:44.996
4	Kimi Raikkonen	Scuderia Ferrari	56	1:39:45.843
5	Felipe Massa	Williams Martini Racing	56	1:39:50.552
6	Valtteri Bottas	Williams Martini Racing	56	1:39:51.893
7	Romain Grosjean	Lotus F1 Team	56	1:40:01.016
8	Felipe Nasr	Sauber F1 Team	56	1:40:04.633
9	Daniel Ricciardo	Infiniti Red Bull Racing	56	1:40:14.125
10	Marcus Ericsson	Sauber F1 Team	55	1:39:44.091
11	Sergio Perez	Sahara Force India F1 Team	55	1:39:47.032
12	Fernando Alonso	McLaren Honda	55	1:39:47.779
13	Jenson Button	McLaren Honda	55	1:39:54.812
14	Carlos Sainz Jr.	Scuderia Toro Rosso	55	1:39:51.286
15	Will Stevens	Manor Marussia F1 Team	54	1:39:52.436
16	Roberto Merhi Muntan	Manor Marussia F1 Team	54	1:39:57.782
17	Max Verstappen	Scuderia Toro Rosso	52	1:32:05.571
18	Pastor Maldonado	Lotus F1 Team	49	1:28:40.399
19	Daniil Kvyat	Infiniti Red Bull Racing	15	0:26:55.558
20	Nico Hulkenberg	Sahara Force India F1 Team	9	0:16:04.537



Spain GP

Qualifying classification

POS	DRIVER	Q1	Q2	Q3
1	Nico Rosberg	1:26.490	1:25.166	1:24.681
2	Lewis Hamilton	1:26.382	1:25.740	1:24.948
3	Sebastian Vettel	1:27.534	1:26.167	1:25.458
4	Valtteri Bottas	1:27.262	1:26.197	1:25.694
5	Carlos Sainz Jr.	1:26.773	1:26.475	1:26.136
6	Max Verstappen	1:27.393	1:26.441	1:26.249
7	Kimi Raikkonen	1:26.637	1:26.016	1:26.414
8	Felipe Massa	1:27.165	1:26.147	1:26.757
9	Daniil Kvyat	1:27.833	1:26.889	1:26.757
10	Daniel Ricciardo	1:27.611	1:26.692	1:26.770
11	Romain Grosjean	1:27.383	1:27.375	
12	Pastor Maldonado	1:27.281	1:27.450	
13	Fernando Alonso	1:27.941	1:27.760	
14	Jenson Button	1:27.813	1:27.854	
15	Felipe Nasr	1:27.625	1:28.005	
16	Marcus Ericsson	1:28.112		
17	Nico Hulkenberg	1:28.365		
18	Sergio Perez	1:28.442		
19	Will Stevens	1:31.200		
20	Roberto Merhi Muntan	1:32.038		

Race classification

POS	DRIVER	TEAM	LAPS	TIME
1	Nico Rosberg	Mercedes AMG Petronas F1 Team	66	1:41:12.555
2	Lewis Hamilton	Mercedes AMG Petronas F1 Team	66	1:41:30.106
3	Sebastian Vettel	Scuderia Ferrari	66	1:41:57.897
4	Valtteri Bottas	Williams Martini Racing	66	1:42:11.772
5	Kimi Raikkonen	Scuderia Ferrari	66	1:42:12.557
6	Felipe Massa	Williams Martini Racing	66	1:42:33.869
7	Daniel Ricciardo	Infiniti Red Bull Racing	65	1:41:40.894
8	Romain Grosjean	Lotus F1 Team	65	1:42:10.553
9	Carlos Sainz Jr.	Scuderia Toro Rosso	65	1:42:16.264
10	Daniil Kvyat	Infiniti Red Bull Racing	65	1:42:17.749
11	Max Verstappen	Scuderia Toro Rosso	65	1:42:18.843
12	Felipe Nasr	Sauber F1 Team	65	1:42:31.003
13	Sergio Perez	Sahara Force India F1 Team	65	1:42:39.931
14	Marcus Ericsson	Sauber F1 Team	65	1:42:40.584
15	Nico Hulkenberg	Sahara Force India F1 Team	65	1:42:41.185
16	Jenson Button	McLaren Honda	65	1:42:41.983
17	Will Stevens	Manor Marussia F1 Team	63	1:42:35.245
18	Roberto Merhi Muntan	Manor Marussia F1 Team	62	1:41:39.198
19	Pastor Maldonado	Lotus F1 Team	45	1:11:54.573
20	Fernando Alonso	McLaren Honda	26	0:41:35.988



Monaco GP

Qualifying classification

POS	DRIVER	Q1	Q2	Q3
1	Lewis Hamilton	1:16.588	1:15.864	1:15.098
2	Nico Rosberg	1:16.528	1:15.471	1:15.440
3	Sebastian Vettel	1:17.502	1:16.181	1:15.849
4	Daniel Ricciardo	1:17.254	1:16.706	1:16.041
5	Daniil Kvyat	1:16.845	1:16.453	1:16.182
6	Kimi Raikkonen	1:17.660	1:16.440	1:16.427
7	Sergio Perez	1:17.376	1:16.999	1:16.808
8	Carlos Sainz Jr.	1:17.246	1:16.762	1:16.931
9	Pastor Maldonado	1:17.630	1:16.775	1:16.946
10	Max Verstappen	1:16.750	1:16.546	1:16.957
11	Romain Grosjean	1:17.767	1:17.007	
12	Jenson Button	1:17.492	1:17.093	
13	Nico Hulkenberg	1:17.552	1:17.193	
14	Felipe Massa	1:17.679	1:17.278	
15	Fernando Alonso	1:17.778	1:26.632	
16	Felipe Nasr	1:18.101		
17	Valtteri Bottas	1:18.434		
18	Marcus Ericsson	1:18.513		
19	Will Stevens	1:20.655		
20	Roberto Merhi Muntan	1:20.904		

Race classification

POS	DRIVER	TEAM	LAPS	TIME
1	Nico Rosberg	Mercedes AMG Petronas F1 Team	78	1:49:18.420
2	Sebastian Vettel	Scuderia Ferrari	78	1:49:22.906
3	Lewis Hamilton	Mercedes AMG Petronas F1 Team	78	1:49:24.473
4	Daniil Kvyat	Infiniti Red Bull Racing	78	1:49:30.385
5	Daniel Ricciardo	Infiniti Red Bull Racing	78	1:49:32.028
6	Kimi Raikkonen	Scuderia Ferrari	78	1:49:32.765
7	Sergio Perez	Sahara Force India F1 Team	78	1:49:33.433
8	Jenson Button	McLaren Honda	78	1:49:34.483
9	Felipe Nasr	Sauber F1 Team	78	1:49:42.046
10	Carlos Sainz Jr.	Scuderia Toro Rosso	78	1:49:43.476
11	Nico Hulkenberg	Sahara Force India F1 Team	78	1:49:44.652
12	Romain Grosjean	Lotus F1 Team	78	1:49:46.835
13	Marcus Ericsson	Sauber F1 Team	78	1:49:49.579
14	Valtteri Bottas	Williams Martini Racing	78	1:50:04.209
15	Felipe Massa	Williams Martini Racing	77	1:49:47.570
16	Roberto Merhi Muntan	Manor Marussia F1 Team	76	1:50:06.078
17	Will Stevens	Manor Marussia F1 Team	76	1:50:09.760
18	Max Verstappen	Scuderia Toro Rosso	62	1:25:02.993
19	Fernando Alonso	McLaren Honda	41	0:56:24.122
20	Pastor Maldonado	Lotus F1 Team	5	0:07:06.059



Canada GP

Qualifying classification

POS	DRIVER	Q1	Q2	Q3
1	Lewis Hamilton	1:15.895	1:14.661	1:14.393
2	Nico Rosberg	1:15.893	1:14.673	1:14.702
3	Kimi Raikkonen	1:16.259	1:15.348	1:15.014
4	Valtteri Bottas	1:16.552	1:15.506	1:15.102
5	Romain Grosjean	1:15.833	1:15.187	1:15.194
6	Pastor Maldonado	1:16.098	1:15.622	1:15.329
7	Nico Hulkenberg	1:16.186	1:15.706	1:15.614
8	Daniil Kvyat	1:16.415	1:15.891	1:16.079
9	Daniel Ricciardo	1:16.410	1:16.006	1:16.114
10	Sergio Perez	1:16.827	1:15.974	1:16.338
11	Carlos Sainz Jr.	1:16.611	1:16.042	
12	Max Verstappen	1:16.361	1:16.245	
13	Marcus Ericsson	1:16.796	1:16.262	
14	Fernando Alonso	1:17.012	1:16.276	
15	Felipe Nasr	1:16.968	1:16.620	
16	Sebastian Vettel	1:17.344		
17	Felipe Massa	1:17.886		
18	Roberto Merhi Muntan	1:19.133		
19	Will Stevens	1:19.157		

Race classification

POS	DRIVER	TEAM	LAPS	TIME
1	Lewis Hamilton	Mercedes AMG Petronas F1 Team	70	1:31:53.145
2	Nico Rosberg	Mercedes AMG Petronas F1 Team	70	1:31:55.430
3	Valtteri Bottas	Williams Martini Racing	70	1:32:33.811
4	Kimi Raikkonen	Scuderia Ferrari	70	1:32:38.770
5	Sebastian Vettel	Scuderia Ferrari	70	1:32:43.048
6	Felipe Massa	Williams Martini Racing	70	1:32:49.526
7	Pastor Maldonado	Lotus F1 Team	70	1:32:59.809
8	Nico Hulkenberg	Sahara Force India F1 Team	69	1:31:58.732
9	Daniil Kvyat	Infiniti Red Bull Racing	69	1:32:06.051
10	Romain Grosjean	Lotus F1 Team	69	1:32:12.916
11	Sergio Perez	Sahara Force India F1 Team	69	1:32:27.871
12	Carlos Sainz Jr.	Scuderia Toro Rosso	69	1:32:28.144
13	Daniel Ricciardo	Infiniti Red Bull Racing	69	1:32:39.283
14	Marcus Ericsson	Sauber F1 Team	69	1:32:45.005
15	Max Verstappen	Scuderia Toro Rosso	69	1:32:46.158
16	Felipe Nasr	Sauber F1 Team	68	1:31:54.769
17	Will Stevens	Manor Marussia F1 Team	66	1:32:18.573
18	Roberto Merhi Muntan	Manor Marussia F1 Team	57	1:18:56.255
19	Jenson Button	McLaren Honda	54	1:13:37.308
20	Fernando Alonso	McLaren Honda	44	0:59:47.615



Austria GP

Qualifying classification

POS	DRIVER	Q1	Q2	Q3
1	Lewis Hamilton	1:12.218	1:09.062	1:08.455
2	Nico Rosberg	1:10.976	1:08.634	1:08.655
3	Sebastian Vettel	1:11.184	1:09.392	1:08.810
4	Felipe Massa	1:11.830	1:09.719	1:09.192
5	Nico Hulkenberg	1:11.319	1:09.604	1:09.278
6	Valtteri Bottas	1:11.894	1:09.598	1:09.319
7	Max Verstappen	1:11.307	1:09.631	1:09.612
8	Daniil Kvyat	1:12.092	1:10.187	1:09.694
9	Felipe Nasr	1:12.001	1:09.652	1:09.713
10	Romain Grosjean	1:11.821	1:09.920	
11	Pastor Maldonado	1:11.661	1:10.374	
12	Marcus Ericsson	1:12.388	1:10.426	
13	Carlos Sainz Jr.	1:11.158	1:10.465	
14	Daniel Ricciardo	1:19.73	1:10.482	
15	Fernando Alonso	1:12.508	1:10.736	
16	Sergio Perez	1:12.522		
17	Jenson Button	1:12.632		
18	Kimi Raikkonen	1:12.867		
19	Roberto Merhi Muntan	1:14.071		
20	Will Stevens	1:15.368		

Race classification

POS	DRIVER	TEAM	LAPS	TIME
1	Nico Rosberg	Mercedes AMG Petronas F1 Team	71	1:30:16.930
2	Lewis Hamilton	Mercedes AMG Petronas F1 Team	71	1:30:25.730
3	Felipe Massa	Williams Martini Racing	71	1:30:34.503
4	Sebastian Vettel	Scuderia Ferrari	71	1:30:35.111
5	Valtteri Bottas	Williams Martini Racing	71	1:31:10.534
6	Nico Hulkenberg	Sahara Force India F1 Team	71	1:31:21.005
7	Pastor Maldonado	Lotus F1 Team	70	1:30:18.211
8	Max Verstappen	Scuderia Toro Rosso	70	1:30:19.104
9	Sergio Perez	Sahara Force India F1 Team	70	1:30:33.384
10	Daniel Ricciardo	Infiniti Red Bull Racing	70	1:30:36.428
11	Felipe Nasr	Sauber F1 Team	70	1:30:57.205
12	Daniil Kvyat	Infiniti Red Bull Racing	70	1:31:03.775
13	Marcus Ericsson	Sauber F1 Team	69	1:31:01.517
14	Roberto Merhi Muntan	Manor Marussia F1 Team	68	1:30:50.408
15	Romain Grosjean	Lotus F1 Team	35	0:48:11.303
16	Carlos Sainz Jr.	Scuderia Toro Rosso	35	0:48:54.161
17	Jenson Button	McLaren Honda	8	0:15:27.067
18	Will Stevens	Manor Marussia F1 Team	1	0:01:49.759
19	Kimi Raikkonen	Scuderia Ferrari	0	
20	Fernando Alonso	McLaren Honda	0	



British GP

Qualifying classification

POS	DRIVER	Q1	Q2	Q3
1	Lewis Hamilton	1:33.796	1:33.068	1:32.248
2	Nico Rosberg	1:33.475	1:32.737	1:32.361
3	Felipe Massa	1:34.542	1:33.707	1:33.085
4	Valtteri Bottas	1:34.171	1:33.020	1:33.149
5	Kimi Raikkonen	1:33.426	1:33.911	1:33.379
6	Sebastian Vettel	1:33.562	1:33.641	1:33.547
7	Daniil Kvyat	1:34.422	1:33.520	1:33.636
8	Carlos Sainz Jr.	1:34.641	1:34.071	1:33.649
9	Nico Hulkenberg	1:34.594	1:33.693	1:33.673
10	Daniel Ricciardo	1:34.272	1:33.749	1:33.943
11	Sergio Perez	1:34.250	1:34.268	
12	Romain Grosjean	1:34.646	1:34.430	
13	Max Verstappen	1:34.819	1:34.502	
14	Pastor Maldonado	1:34.877	1:34.511	
15	Marcus Ericsson	1:34.643	1:34.868	
16	Felipe Nasr	1:34.888		
17	Fernando Alonso	1:34.959		
18	Jenson Button	1:35.207		
19	Will Stevens	1:37.364		
20	Roberto Merhi Muntan	1:39.377		

Race classification

POS	DRIVER	TEAM	LAPS	TIME
1	Lewis Hamilton	Mercedes AMG Petronas F1 Team	52	1:31:27.729
2	Nico Rosberg	Mercedes AMG Petronas F1 Team	52	1:31:38.685
3	Sebastian Vettel	Scuderia Ferrari	52	1:31:53.172
4	Felipe Massa	Williams Martini Racing	52	1:32:04.568
5	Valtteri Bottas	Williams Martini Racing	52	1:32:30.923
6	Daniil Kvyat	Infiniti Red Bull Racing	52	1:32:31.684
7	Nico Hulkenberg	Sahara Force India F1 Team	52	1:32:46.473
8	Kimi Raikkonen	Scuderia Ferrari	51	1:31:31.486
9	Sergio Perez	Sahara Force India F1 Team	51	1:31:45.731
10	Fernando Alonso	McLaren Honda	51	1:32:49.185
11	Marcus Ericsson	Sauber F1 Team	51	1:32:53.421
12	Roberto Merhi Muntan	Manor Marussia F1 Team	49	1:31:36.858
13	Will Stevens	Manor Marussia F1 Team	49	1:32:39.315
14	Carlos Sainz Jr.	Scuderia Toro Rosso	31	0:53:59.960
15	Daniel Ricciardo	Infiniti Red Bull Racing	21	0:38:38.240
16	Max Verstappen	Scuderia Toro Rosso	3	0:07:01.732
17	Romain Grosjean	Lotus F1 Team	0	
18	Pastor Maldonado	Lotus F1 Team	0	
19	Jenson Button	McLaren Honda	0	
20	Felipe Nasr	Sauber F1 Team	0	



Hungarian GP

Qualifying classification






















POS	DRIVER	Q1	Q2	Q3
1	Lewis Hamilton	1:22.890	1:22.285	1:22.020
2	Nico Rosberg	1:22.979	1:22.775	1:22.595
3	Sebastian Vettel	1:23.312	1:23.168	1:22.739
4	Daniel Ricciardo	1:24.408	1:23.230	1:22.774
5	Kimi Raikkonen	1:23.596	1:23.460	1:23.020
6	Valtteri Bottas	1:23.649	1:23.555	1:23.222
7	Daniil Kvyat	1:23.587	1:23.597	1:23.332
8	Felipe Massa	1:23.895	1:23.598	1:23.537
9	Max Verstappen	1:24.032	1:23.781	1:23.679
10	Romain Grosjean	1:24.242	1:23.805	1:24.181
11	Nico Hulkenberg	1:24.115	1:23.826	
12	Carlos Sainz Jr.	1:24.623	1:23.869	
13	Sergio Perez	1:24.444	1:24.461	
14	Pastor Maldonado	1:23.895	1:24.609	
15	Fernando Alonso	1:24.563		
16	Jenson Button	1:24.739		
17	Marcus Ericsson	1:24.843		
18	Felipe Nasr	1:24.997		
19	Roberto Merhi Muntan	1:27.416		
20	Will Stevens	1:27.949		

Race classification

POS	DRIVER	TEAM	LAPS	TIME
1	Sebastian Vettel	Scuderia Ferrari	69	1:46:09.985
2	Daniil Kvyat	Infiniti Red Bull Racing	69	1:46:25.733
3	Daniel Ricciardo	Infiniti Red Bull Racing	69	1:46:35.069
4	Max Verstappen	Scuderia Toro Rosso	69	1:46:54.236
5	Fernando Alonso	McLaren Honda	69	1:46:59.064
6	Lewis Hamilton	Mercedes AMG Petronas F1 Team	69	1:47:02.010
7	Romain Grosjean	Lotus F1 Team	69	1:47:08.563
8	Nico Rosberg	Mercedes AMG Petronas F1 Team	69	1:47:08.861
9	Jenson Button	McLaren Honda	69	1:47:17.013
10	Marcus Ericsson	Sauber F1 Team	69	1:47:19.115
11	Felipe Nasr	Sauber F1 Team	69	1:47:23.443
12	Felipe Massa	Williams Martini Racing	69	1:47:24.263
13	Valtteri Bottas	Williams Martini Racing	69	1:47:30.213
14	Pastor Maldonado	Lotus F1 Team	69	1:47:35.127
15	Roberto Merhi Muntan	Manor Marussia F1 Team	67	1:46:38.057
16	Will Stevens	Manor Marussia F1 Team	65	1:44:34.574
17	Carlos Sainz Jr.	Scuderia Toro Rosso	60	1:34:16.415
18	Kimi Raikkonen	Scuderia Ferrari	55	1:27:11.025
19	Sergio Perez	Sahara Force India F1 Team	53	1:23:50.142
20	Nico Hulkenberg	Sahara Force India F1 Team	41	1:01:59.574



World championship : Drivers

DRIVER																							
01 L. Hamilton	25	18	25	25	18	15	25	18	25	8													202
02 N. Rosberg	18	15	18	15	25	25	18	25	18	4													181
03 S. Vettel	15	25	15	10	15	18	10	12	15	25													160
04 V. Bottas	—	10	8	12	12	—	15	10	10	—													77
05 K. Räikkönen	—	12	12	18	10	8	12	—	4	—													76
06 F. Massa	12	8	10	1	8	—	8	15	12	—													74
07 D. Ricciardo	8	1	2	8	6	10	—	1	—	15													51
08 D. Kvyat	—	2	—	2	1	12	2	—	8	18													45
09 N. Hülkenberg	6	—	—	—	—	4	8	6	—														24
10 R. Grosjean	—	—	6	6	4	—	1	—	—	6													23
11 M. Verstappen	—	6	—	—	—	—	—	4	—	12													22
12 F. Nasr	10	—	4	—	—	2	—	—	—	—													16
13 S. Pérez	1	—	—	4	—	6	—	2	2	—													15
14 P. Maldonado	—	—	—	—	—	6	6	—	—														12
15 F. Alonso	—	—	—	—	—	—	—	—	1	10													11
16 C. Sainz	2	4	—	—	2	1	—	—	—	—													9
17 J. Button	—	—	—	—	4	—	—	—	—	2													6
18 M. Ericsson	4	0	1	—	—	—	—	—	—	1													6
19 R. Merhi	—	—	—	—	—	—	—	—	—	—													0
20 W. Stevens	—	—	—	—	—	—	—	—	—	—													0
21 K. Magnussen	—	—	—	—	—	—	—	—	—	—													0



World Championship: Constructor

CONSTRUCTOR																																
01 Mercedes	43	33	43	40	43	40	43	43	43	12																						383
02 Ferrari	15	37	27	28	25	26	22	12	19	25																					236	
03 Williams	12	18	18	13	20	—	23	25	22	—																					151	
04 Red Bull	8	3	2	10	7	22	2	1	8	33																					96	
05 Force India	7	—	—	4	—	6	4	10	8	—																					39	
06 Lotus	—	—	6	6	4	—	7	6	—	6																					35	
07 Toro Rosso	2	10	—	—	2	1	—	4	—	12																					31	
08 Sauber	14	—	5	—	—	2	—	—	—	1																					22	
09 McLaren	—	—	—	—	—	4	—	—	1	12																					17	
10 Manor	—	—	—	—	—	—	—	—	—	—																					0	

© 2014 Formula One World Championship Limited, a Formula One group company. All rights reserved.

The F1 FORMULA 1 logo, F1 logo, F1 FIA FORMULA 1 WORLD CHAMPIONSHIP logo, FORMULA 1, FORMULA ONE, F1, FIA FORMULA ONE WORLD CHAMPIONSHIP, GRAND PRIX and related marks are trade marks of Formula One Licensing BV, a Formula One group company. Licensed by Formula One World Championship Limited, a Formula One group company. All rights reserved.

