



2015 BRITISH GRAND PRIX

From	The FIA Formula One Race Director	Document	2
To	All Teams, All Officials	Date	02 July 2015
		Time	09:00

Title	Event Notes
Description	Event Notes
Enclosed	Event Notes 02-07-2015_V1.pdf

Charlie Whiting

The FIA Formula One Race Director



2015 BRITISH GRAND PRIX

From	The FIA Formula One Race Director	Document	2
To	Formula One Team Managers	Date	2 July 2015
		Time	09.00

EVENT NOTES

2 JULY 2015

- 1) **Issues arising from the Austrian Grand Prix**
- 2) **Changes to the circuit**
 - 2.1 A 50cm wide strip of asphalt has been laid behind the kerb on the exit of turn 1.
 - 2.2 A 1m wide strip of asphalt has been laid behind the kerb on the exit of turn 4.
 - 2.3 A 50cm wide strip of asphalt has been laid behind the kerb on the apex of turn 7.
 - 2.4 Two 70mm high kerb elements have been added behind the kerb on the apex of turns 9 and 11.
 - 2.5 A 1m wide strip of artificial grass has been laid behind the kerbs on the exit of turns 9 and 18.
 - 2.6 On the exit of turn 13 the Grass-Crete has been replaced by an area of asphalt and a new experimental negative kerb which then blends in the turn 14 apex kerb.
- 3) **Pit lane map**
 - 3.1 Safety Car lines.
 - 3.2 The location of the pit entry and the pit exit.
 - 3.3 Designated garage areas.
 - 3.4 Safety Car position for first lap and rest of race.
 - 3.5 Blue flag marshal.
 - 3.6 Safety Car "arrow man".

4) Weighing and weighing platform

4.1 The weighing platform will be open between the following times, each visit should last no more than 10 minutes unless no other team is waiting in the pit lane :

- a) From 09.00 Thursday until 12.30 on Saturday (between 11.00 and 12.30 each visit will be restricted to five minutes).
- b) From when the cars are returned to the teams after qualifying until 17.30 on Saturday.
- c) From 08.00 until 12.00 on Sunday.

Any team found to be abusing the time limits set out above, which we will be enforced by FIA security personnel and our own CCTV, will not be permitted to use the weighbridge again during the Event.

5) Practice starts

5.1 Having looked carefully at the options for practice starts at the pit exit we feel that they should only be carried out on the track at the end of each free practice session, none may be carried out in the pit lane at all. Any car on the track when the chequered flag is shown may then complete another lap and, instead of entering the pits, proceed to the grid and make a practice start.

All drivers carrying out a practice start must do so by pulling as far forward on the grid as possible and, if necessary, should wait for others to carry out a start before getting to a grid position further forward. Under no circumstances should a driver make a practice start if another car is still stationary in front of him on the same side of the grid.

5.2 Reminder about Article 38.1 :

"All drivers going to the pit exit at this time must do so at a constant speed and with constant throttle. This applies over the whole of the pit lane whether a driver is going to the pit exit from his garage or travelling through the pit lane between reconnaissance laps."

For the avoidance of doubt, this paragraph prohibits practice starts, bite point checks and burn outs during these times. In order to ensure that this requirement is respected cars leaving the pit lane at this time may only do so directly from their garage, not from their pit stop position.

5.3 For reasons of safety and sporting equity, cars may not stop in the fast lane or pit exit at any time the pit exit is open without a justifiable reason and, a practice start will not be considered a justifiable reason.

6) Lines or bollards at the pit entry and pit exit

6.1 In accordance with Chapter 4 (Section 5) of Appendix L to the ISC drivers must keep to the right of the white line at the pit exit when leaving the pits, no part of any car leaving the pits may cross this line.

6.2 For safety reasons drivers must stay to the right of the bollard at the pit entry when entering the pits.

7) DRS

7.1 DRS will be globally disabled if panels 4, 5, 6, 11, 12 or 13 are displaying yellow.

7.2 Detection will be automatically disabled if the light panels below are displaying yellow :

Zone 1 : Panels 1, 2 or 3.

Zone 2 : Panel 10.

7.3 If automatic detection is not working , and permission has been given by race control to use manual detection, DRS must not be used in the relevant zone if panels 1, 2, 3 or 10 are displaying yellow.

8) Light panels

8.1 The FIA light panels have been installed in the positions shown on the circuit map. In accordance with Appendix H to the ISC the light signals have the same meaning as flag signals.

9) Practice session lap times

9.1 Teams and drivers are reminded that only lap times which have been completed on the track will be included in any session classification.

10) Drivers leaving their pit stop position in the pit lane

10.1 For safety reasons, no car should be driven from its pit stop position at any time unless :

- a) It has first been driven into the pit stop position having just entered the pit lane from the track, and ;
- b) It is then driven immediately back onto the track from the pit stop position.

11) Fire extinguishers around the circuit

11.1 Indicated by small white boards with a red letter "F".

12) Places to remove cars from the track

12.1 Indicated by fluorescent orange panels on the walls or guardrails.

13) Support races

13.1 Teams are asked to keep their barriers no more than one metre from the garages during all support race practice sessions and races.

14) Removing cars from the grid

14.1 One of two gates in front of pole position and beside grid position 12.

15) Car number boards for the start

15.1 On the driver's right.

16) Post race parc fermé

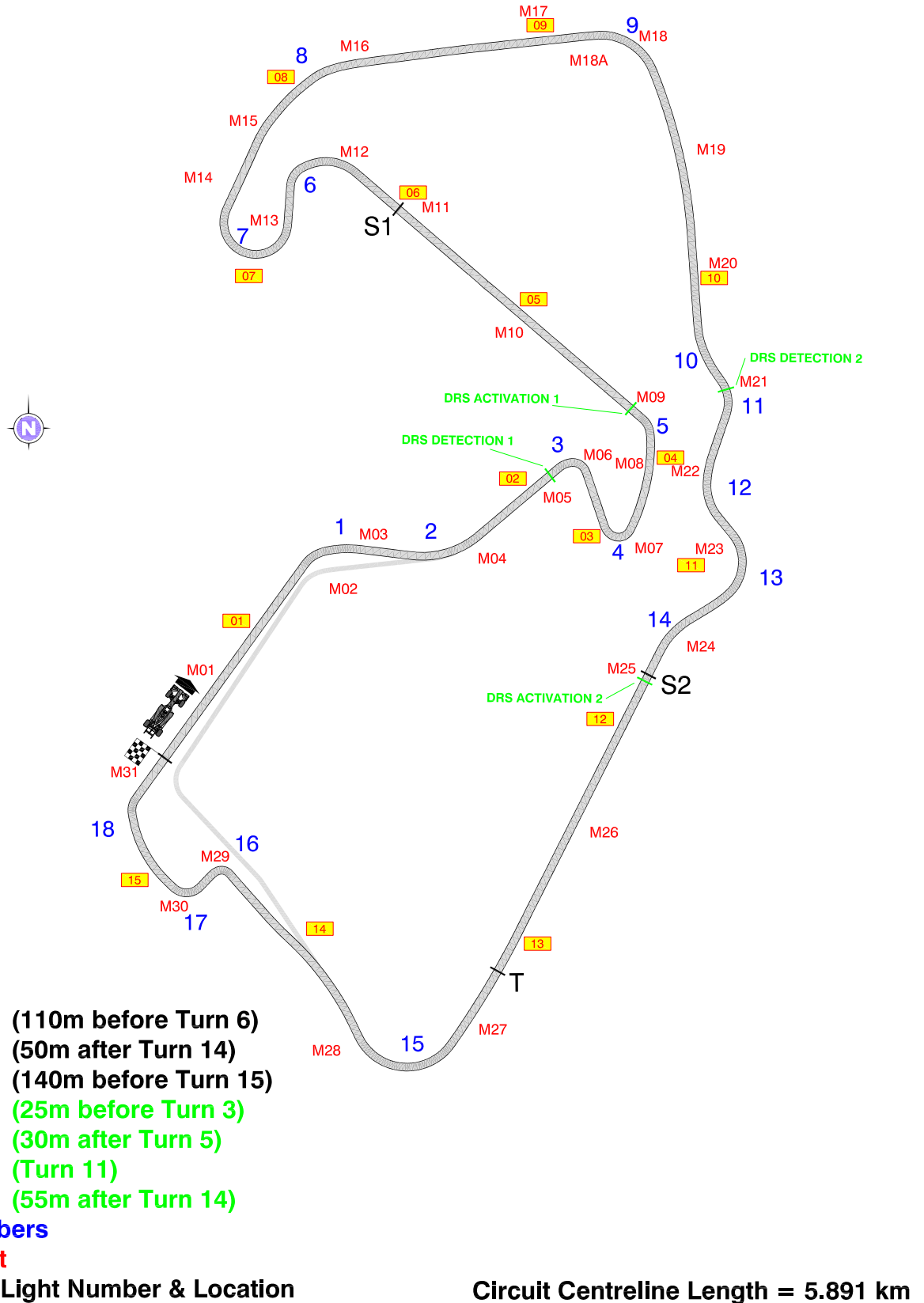
16.1 All cars in the weighing area.




17) Any other business

A handwritten signature in blue ink, consisting of several loops and a long horizontal stroke.

Charlie Whiting
FIA Formula One Race Director

Circuit Map



-  **Start Line**
-  **Control Line**
- S1** **Sector 1** (110m before Turn 6)
- S2** **Sector 2** (50m after Turn 14)
- T** **Speed Trap** (140m before Turn 15)
- DRS Detection 1** (25m before Turn 3)
- DRS Activation 1** (30m after Turn 5)
- DRS Detection 2** (Turn 11)
- DRS Activation 2** (55m after Turn 14)
- 15** **Corner Numbers**
- M22** **Marshal Post**
-  **FIA Marshal Light Number & Location**

2015 FORMULA 1 BRITISH GRAND PRIX - Silverstone

