



**FORMULA 1
GROSSER PREIS
VON ÖSTERREICH 2015**

**SPIELBERG
19-20-21 JUNE**



2015

formulaoneTMmedia

OFFICIAL MEDIA KIT

CONTENTS

I. RED BULL RING

- 3 Milestones: Österreichring – A1 Ring – Red Bull Ring
- 4 History of the Red Bull Ring
- 6 Red Bull Ring – Circuit in Detail
- 7 Red Bull Ring – Circuit Map

II. MEDIA SERVICE

- 8 Timetable
- 10 Media Accreditation Centre – Opening Hours
- 10 Media Accreditation Centre – Location
- 11 Media Centre – Opening Hours
- 11 Media Centre – Location
- 12 Photo Shuttle Service
- 12 Press Conferences

III. FIA FORMULA 1 WORLD CHAMPIONSHIP 2015

- 13 Calender
- 14 Australian Grand Prix – Results
- 16 Malaysian Grand Prix – Results
- 18 Chinese Grand Prix – Results
- 20 Bahrain Grand Prix – Results
- 22 Spanish Grand Prix – Results
- 24 Monaco Grand Prix – Results
- 26 Canadian Grand Prix – Results
- 28 Austrian Grand Prix
- 29 British Grand Prix
- 30 Hungarian Grand Prix
- 31 Belgian Grand Prix
- 32 Italian Grand Prix
- 33 Singapore Grand Prix
- 34 Japanese Grand Prix
- 35 Russian Grand Prix
- 36 United States Grand Prix
- 37 Mexican Grand Prix
- 38 Brazilian Grand Prix
- 39 Abu Dhabi Grand Prix

- 40 Drivers' World Championship 2015
Intermediate Ranking
- 41 Constructors' World Championship 2015
Intermediate Ranking

IV. TEAMS & DRIVERS 2015

- 42 List of Drivers
- 43 Overview of Driver Stats
- 44 Mercedes AMG Petronas F1 Team
- 44 Infiniti Red Bull Racing
- 45 Williams Martini Racing
- 45 Scuderia Ferrari
- 46 McLaren Honda
- 46 Sahara Force India F1 Team
- 47 Scuderia Toro Rosso
- 47 Lotus F1 Team
- 48 Sauber F1 Team
- 48 Manor Marussia F1 Team

V. FIA FORMULA 1 WORLD CHAMPIONSHIP 2014

- 49 Drivers' World Championship 2014
- 50 Race Winners 2014
- 51 Constructors' World Championship 2014

MILESTONES: ÖSTERREICHRING – A1 RING – RED BULL RING



1969

Österreichring opens

1970

Jochen Rindt is the idol of the masses. More than 100,000 people cheer him on at his home Grand Prix, which he drops out of after 22 laps. Jochen Rindt dies a few weeks later in Monza.



1984

Niki Lauda wins his home Grand Prix

1996

A1 Ring opens

1997

Formula 1 returns to the new A1 Ring. Gerhard Berger competes in his last race.

2003

Michael Schumacher wins his last Formula 1 Grand Prix at the A1 Ring.

2011

The Red Bull Ring opens its gates on 15 May 2011, offering a new home for motor sports enthusiasts from Austria and beyond.



2014

Formula 1 returns to Spielberg. Tens of thousands of fans look forward to a motor sports spectacle par excellence, as well as an unusual supporting programme.

HISTORY OF THE RED BULL RING

FIVE DECADES FULL OF MOTORSPORT

At the Red Bull Ring, one can breathe decades of motor racing history that have left their mark on the race track. Spectacular Formula 1 races took place there from 1963 to 2003, initially on the airfield at Zeltweg, and later on the current grounds of the Red Bull Ring. Jochen Rindt and Niki Lauda, Alain Prost and Michael Schumacher – they all lapped the legendary circuit over the years. Now, the Red Bull Ring is about to take Spielberg to a new era of motor racing. History started to be made there again in April 2011.

The race held in 1963 on the military airstrip at Zeltweg was given the title 'First Grand Prix of Austria', but did not yet have world championship status. In the 1960s, Formula 1 was still a relatively low-budget affair so, after the convivial experience in the Steiermark region, a lot of love and persuasion was used to pull off an F1 World Championship race there in 1964. The cost of getting a car onto the starting grid back then was the equivalent of around €100,000 now, a fee which has since multiplied by around three hundred. The race was not bad – aside from the exit of top stars like Jim Clark, Graham Hill, Dan Gurney and John Surtees. Their more delicate vehicles fell victim to the surface of the airstrip, and for such a bumpy track there could be no future in Formula 1. So that was that. There were proud memories, but then, with the emergence of Jochen Rindt, motor racing acquired a new status in Austria; and at the same time, politicians were trying to find ways of promoting a structurally weak region.

"This track offers a fantastic symbiosis of architecture and landscape. I know of no other course anywhere in the world which is set so magnificently within an attractive area. The new tracks tend to be sterile and derive their impact from monumental structures which have nothing to do with racing as such. Here, the ups and downs amid the landscape offer something more personal in nature. To me, it is if the track has some kind of connection with its whole surroundings."

Dr. Helmut Marko, winner of the very first race (1969) at the Österreichring on a Chevrolet Camaro. It was the first support race of the opening event. Marko also won the second heat (Formula V), and we find a 20-year-old Niki Lauda in eighth position on that race's list.

That is how the Österreichring came to be built not far from the Zeltweg airfield, in the municipality of Spielberg. It was opened in 1969, and 1970 saw its first Formula 1 World Championship race, while the sport was still within reasonable financial bounds. What was really exciting about that period was the contest to build Europe's fastest racetrack, faster than the Hockenheimring (which still had its long forest sections) and Spa-Francorchamps. A backdrop of a hundred thousand spectators was also quite remarkable, but what was even more exciting was, of course, the fact that world championship-leading Austrian Jochen Rindt entered the race, although he had to drop out because of a defect. It was his last world championship race; Jochen Rindt died three weeks later during a practice session for the Grand Prix at Monza. No-one could have imagined it at the time but Rindt was actually to be followed by some sort of successor and new heroes tackled the Ring which was, despite being one of the fastest, also one of the safest race tracks of its age. But it took much of his career for Niki Lauda to actually win a world championship race there, having made his debut at the Österreichring 15 years earlier; an Austrian victory finally came in 1984 and was crucial for his third world championship title.



"I think it's brilliant that Austria once again has a world-class race track alongside everything else that is so special about the region – it's nothing short of a tradition now. To me, the first hanging left-hand corner in the twisty downhill section is one of the most challenging bends in the entire calendar. It used to be called the Lauda Corner. Not a bad name, don't you think?"

Niki Lauda came eighth in the Formula V race on the Österreichring's opening day in 1969, and in 1984 became the first and only Austrian to win an Austrian Grand Prix, for McLaren-TAG-Turbo.

The Ring was much more than just a Formula 1 showplace. Countless races involving touring cars and lower racing formulas provided young talents with early opportunities. A 19-year-old Gerhard Berger raced around a track for the very first time there (in a 1600 cc Escort), and over the years that followed earned himself a kind of local citizenship. "Just thinking about arriving there with the Alfasud behind me on the trailer makes my heart beat faster. I felt at home there, and I used to really let rip, whether in the Alfasud or in Formula Ford." A milestone in the new Formula 1 era was the extraordinary average speed of 248 km/h achieved by Nelson Piquet in a practice lap in 1984 aboard a Brabham with the famous BMW turbo engine. Gerhard Berger arrived at Formula 1 just in time to experience the high-point of the turbo craze. His Benetton-BMW is reputed to have put out 1,300 horsepower in practice in 1986. It had almost too much power for its own good.



"The turbo years were the wildest time in Formula 1. And the Ring was tailor-made for a gut-feeling driver like me, and simply the best racing track in the world – ideal for my senses, so that I could experience and push the limit. When it came to corner-sequence, extreme speed and undulations, no other track could offer such an exciting mix – it was motor racing in its purest form."

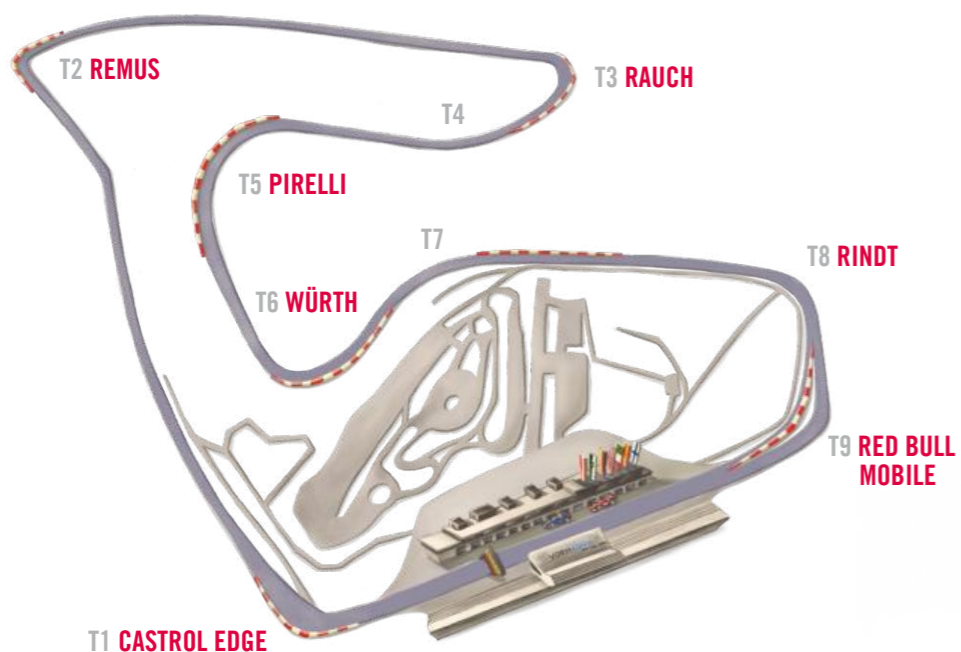
Gerhard Berger participated in his very first race on the Österreichring (1978, Ford Escort), and dropped out in the lead at the F1 race in 1986 (at the high-point of the turbo era, in a Benetton-BMW with more than 1000 horsepower).

As the turbo era was superseded by a new engine formula, the politics of Formula 1 marketing also changed; things became more aggressive, people wanted to see more money, and special arrangements were sought in state and regional politics. Amid those circumstances, two truly messy and dramatic pile-ups in the first lap of the 1987 Grand Prix provided a good excuse to rearrange the Formula 1 calendar and cross Austria off the list. When a fresh start was made after a ten year hiatus, both sides had gone to some lengths to accommodate each other, but the undisputed benefit was the existence of a 'safe', 'modern' track which, while continuing to make use of the geography of the Aichfeld area and the track's situation in a river basin, now satisfied the sport's new sense of proportion, and even set new trends in it. Of course, losing the long top-speed straight in the west was a shame but the new, shorter version of the track made up for this loss by accentuating the site's arena-like effect. There were seven Grand Prix races from that point onwards, some of which were fabulous, some of which patchy (team orders), until gradually, the underlying conditions behind the broader global Formula 1 vision changed, as did the political environment in Austria itself. The last Formula 1 race in 2003 was followed by a period of uncertainty as to the future of the Ring. But after protracted planning, which was much scrutinised in its environmental aspects, the Red Bull Ring entered operation in April 2011.

RED BULL RING – CIRCUIT DETAILS

The new Red Bull Ring complies with all current international safety standards. This means that every type of racing permitted under FIA (four-wheel) rules can be held there. Its length is 4.3 three kilometres, and its routing is the same as that used from 1996 to 2003 on the layout designed by the world's most famous Grand Prix track architect, Hermann Tilke.

Part of what makes this race track attractive is the sloping terrain around it which creates a natural arena. Natural areas help solving the discrepancy between safety and the closeness of the spectators to the action in the best possible way. In the best spots, one practically sits above the race cars and can spot the drivers in their cockpits as they break, tackle accelerate out of the corners which gives one the feeling of being part of the action; at most other tracks you are so far away you have to use binoculars. Certain places allow views of two thirds of the track, and it is not unusual to witness the now-rare spectacle of cars powersliding; the road surface lends itself to powersliding more than newly designed tracks. Since 2011, the Ring has welcomed many major top-class racing series such as the German Touring Car Championship DTM and hosted many exciting races in various classes. The aim is to offer a balanced season programme with a mix of race events, presentations, testing, and public activities.



Name of racing track: Red Bull Ring
Length of track: 4,326 km
Number of corners: 9 (2 left, 7 right)

Elevation: 677 m
Maximum incline: 12 %
Maximum decline: 9,3 %
Width of track: 12–13 m

Number of laps: 71
Total distance: 307,02 km
Lap record:
 M. Schumacher (2003): 1:08.337



- | | | |
|--------------------|---------------------------|-----------------------|
| PARKING | F1 VILLAGE | SOUTH-WEST STAND |
| SPECIAL PARKING | CASH MACHINE | RED BULL STAND |
| BUS PARKING | FOOD & BEVERAGES | STANDING AREA |
| BIKE PARKING | RESTROOMS | NORTH STAND |
| HELIPAD | FIRST AID | CENTRAL STAND |
| DISABILITY PARKING | POLICE | EAST STAND |
| CAMP SITE | FIRE BRIGADE | RED BULL MOBILE STAND |
| | INFO-POINT – LOST & FOUND | START-FINISH STAND |
| | CONCERT AREA | |

TIMETABLE

FORMULA 1 GROSSER PREIS VON ÖSTERREICH 2015

THURSDAY

10:00 – 16:00	FORMULA ONE	INITIAL SCRUTINEERING
13:00 – 15:00	FORMULA ONE	TRACK CLOSED FIA/FOM SYSTEMS CHECKS TRACK ACCESS RESTRICTED TO FIA/FOM ONLY
13:45	FORMULA ONE	TRACK INSPECTION, TRACK COMPLETELY CLEAR
14:00 – 15:00	FORMULA ONE	HIGH SPEED TRACK TEST – FIA SAFETY AND MEDICAL CARS
15:00	FORMULA ONE	PRESS CONFERENCE – PRESS ROOM
15:05 – 18:30	FORMULA ONE	3 DAY TICKET HOLDERS PIT LANE WALK ONLY
16:00	FORMULA ONE	TEAM MANAGERS' MEETING
17:00	GP2 SERIES	DRIVERS' MEETING
17:30	GP3 SERIES	DRIVERS' MEETING

FRIDAY

08:45 – 09:45	FORMULA ONE	PADDOCK CLUB PIT LANE WALK
09:20	FORMULA ONE	MEDICAL INSPECTION
09:30 – 09:45	FORMULA ONE	TRACK INSPECTION AND TRACK TEST
10:00 – 11:30¹	FORMULA ONE	FIRST PRACTICE SESSION
12:00 – 12:45 ¹	GP2 SERIES	PRACTICE SESSION
12:50 – 13:45	FORMULA ONE	PADDOCK CLUB PIT LANE WALK
13:00	PORSCHE MOBIL 1 SUPERCUP	DRIVERS MEETING
13:30 – 13:40	FORMULA ONE	TRACK INSPECTION
14:00 – 15:30¹	FORMULA ONE	SECOND PRACTICE SESSION
15:55 – 16:25	GP2 SERIES	QUALIFYING SESSION
16:00 – 17:00	FORMULA ONE	PRESS CONFERENCE – PRESS ROOM
16:45 – 17:30 ¹	PORSCHE MOBIL 1 SUPERCUP	PRACTICE SESSION
17:00	FORMULA ONE	DRIVERS MEETING
17:50 – 18:35 ¹	GP3 SERIES	PRACTICE SESSION
19:00 – 19:30	TRACK ACTIVITY	MARSHAL PIT LANE WALK

* These times refer to the start of the formation lap

¹ Fixed end session

² Approximate finishing time

SATURDAY

08:30 – 09:15	FORMULA ONE	TEAM PIT STOP PRACTICE
08:30 – 09:35	FORMULA ONE	PADDOCK CLUB PIT LANE WALK
09:00	FORMULA ONE	MEDICAL INSPECTION
09:45 – 10:15	GP3 SERIES	QUALIFYING SESSION
10:30 – 10:45	FORMULA ONE	TRACK INSPECTION AND SAFETY CAR TEST
11:00 – 12:00¹	FORMULA ONE	THIRD PRACTICE SESSION
12:25 – 12:55	PORSCHE MOBIL 1 SUPERCUP	QUALIFYING SESSION
13:00 – 13:45	FORMULA ONE	PADDOCK CLUB PIT LANE WALK
13:30 – 13:40	FORMULA ONE	TRACK INSPECTION
14:00 – 15:00	FORMULA ONE	QUALIFYING SESSION
15:25	GP2 SERIES	PIT LANE OPEN
15:30	GP2 SERIES	PIT LANE CLOSED
15:40* – 16:45²	GP2 SERIES	FIRST RACE (40 LAPS OR 60 MINS)
17:10	GP3 SERIES	PIT LANE OPEN
17:15	GP3 SERIES	PIT LANE CLOSED
17:20* – 18:05²	GP3 SERIES	FIRST RACE (24 LAPS OR 40 MINS)
18:30 – 19:00	TRACK ACTIVITY	F1 LEGENDS PARADE – TRACK FAMILIARISATION

SUNDAY

08:15	FORMULA ONE	MEDICAL INSPECTION
08:30 – 08:45	FORMULA ONE	TRACK INSPECTION AND TRACK TEST
09:15	GP3 SERIES	PIT LANE OPEN
09:20	GP3 SERIES	PIT LANE CLOSED
09:25* – 10:00²	GP3 SERIES	SECOND RACE (18 LAPS OR 30 MINS)
10:20	GP2 SERIES	PIT LANE OPEN
10:25	GP2 SERIES	PIT LANE CLOSED
10:35* – 11:25²	GP2 SERIES	SECOND RACE (28 LAPS OR 45 MINS)
11:45* – 12:20²	PORSCHE MOBIL 1 SUPERCUP	RACE (14 LAPS OR 30 MINS)
12:25 – 13:15	FORMULA ONE	PADDOCK CLUB PIT LANE WALK
12:30	FORMULA ONE	DRIVERS' TRACK PARADE
12:40	TRACK DISPLAY	F1 LEGENDS PARADE
12:45 – 13:15 ²	FORMULA ONE	STARTING GRID PRESENTATION
13:00	FORMULA ONE	MEDICAL INSPECTION
13:00 – 13:15	AIR DISPLAY	THE FLYING BULLS AIR SHOW
13:10 – 13:20	FORMULA ONE	TRACK INSPECTION
13:30	FORMULA ONE	PIT LANE OPEN
13:45	FORMULA ONE	PIT LANE CLOSED GRID FORMATION
13:46	FORMULA ONE	NATIONAL ANTHEM
14:00* – 16:00²	FORMULA ONE	GRAND PRIX (71 LAPS OR 120 MINS)

* These times refer to the start of the formation lap

¹ Fixed end session

² Approximate finishing time

OPENING HOURS

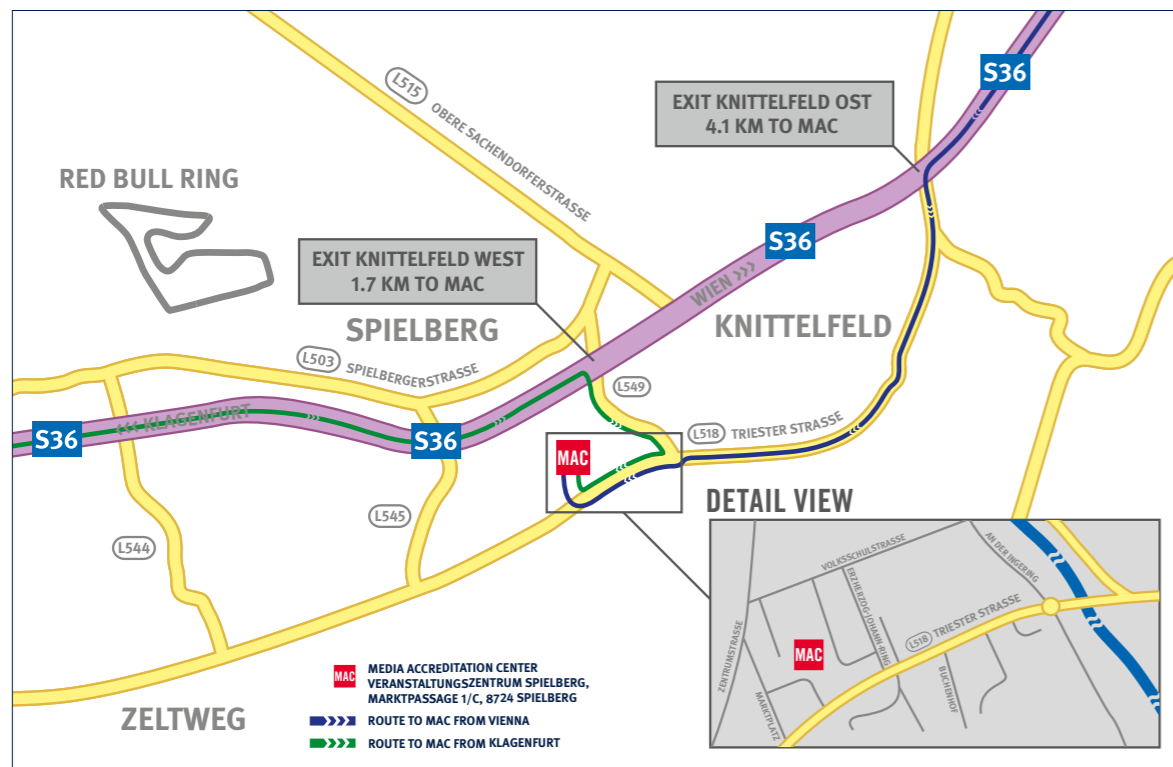
Media Accreditation Centre:

Thursday	8am – 6pm
Friday	8am – 4am
Saturday	8am – 12pm
Sunday	8am – 11am

Veranstaltungszentrum Spielberg

Marktpassage 1/C
8724 Spielberg

LOCATION OF MAC



OPENING HOURS

Media Centre:

Thursday	9am – 10pm
Friday	7am – 11pm
Saturday	7am – 11pm
Sunday	7am – until the last journalist leaves the MC

LOCATION OF MC

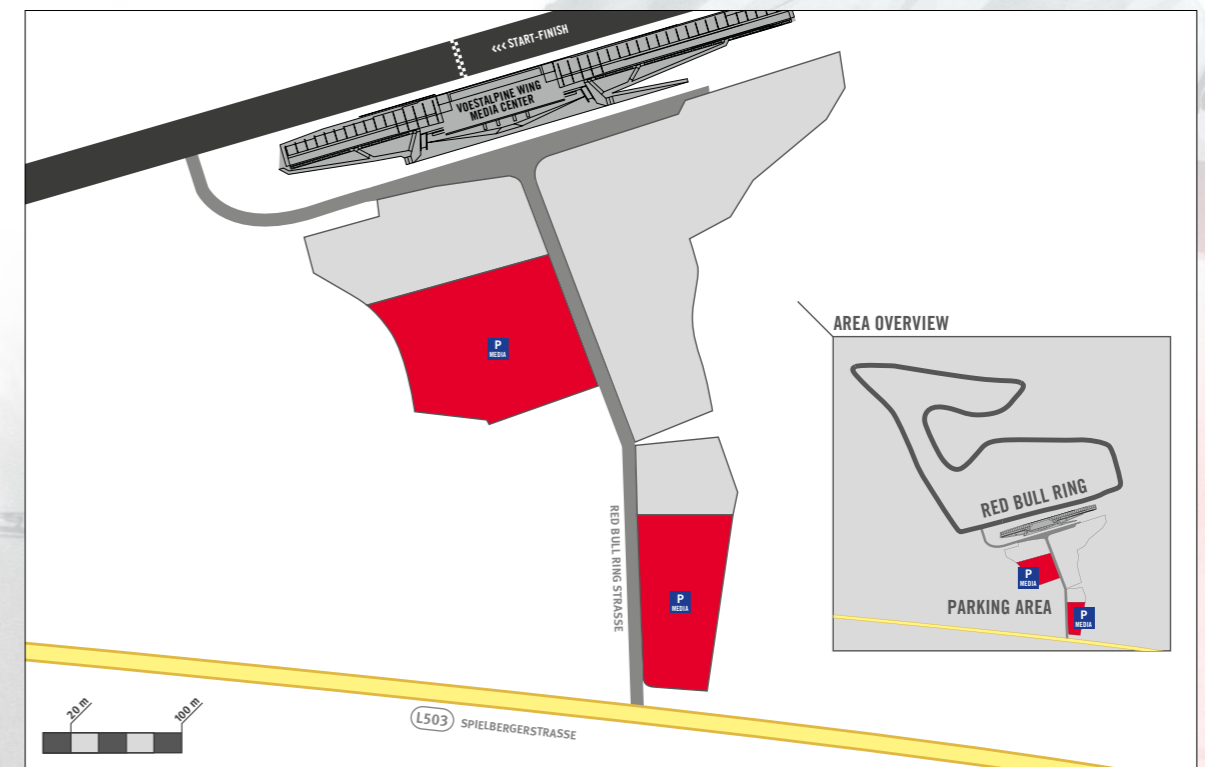
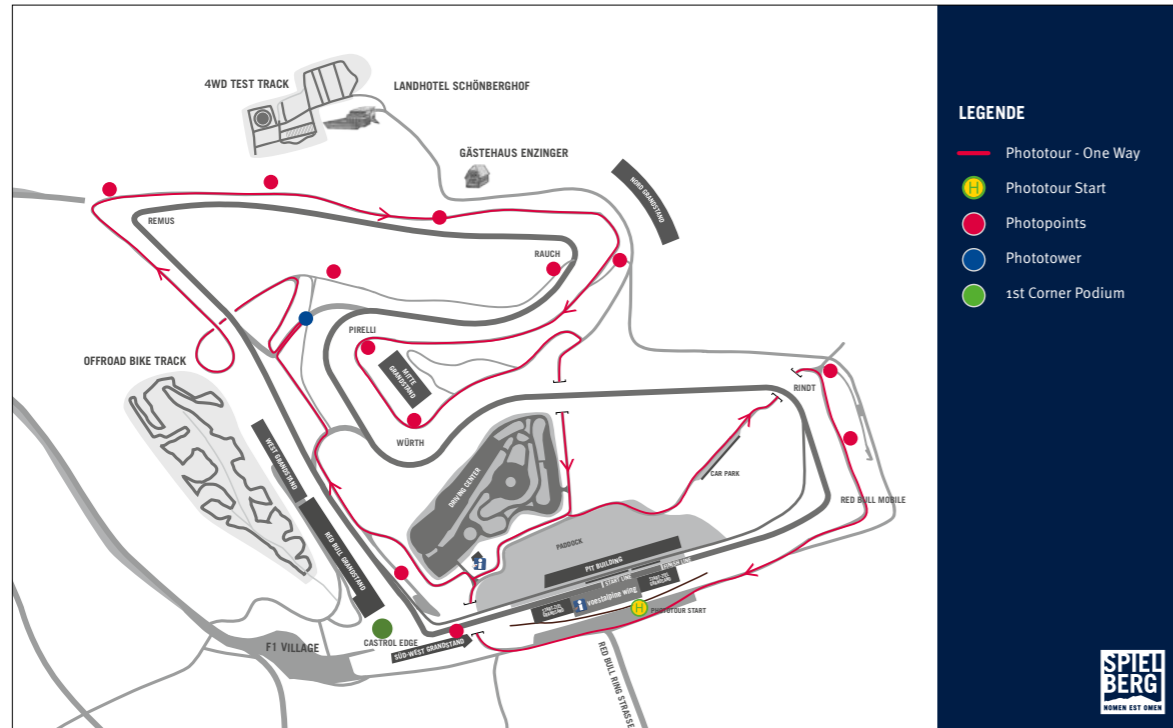


PHOTO SHUTTLE SERVICE



PRESS CONFERENCES

Thursday	3pm
Friday	4pm
Saturday	after qualifying
Sunday	after the race

The online version of the media kit can be downloaded in the sports section on www.fia.com

FIA FORMULA 1 WORLD CHAMPIONSHIP 2015

CALENDAR

DATE	RACE	TRACK	LOCATION
15 March	AUSTRALIAN GRAND PRIX	Albert Park Circuit	Melbourne
29 March	MALAYSIAN GRAND PRIX	Sepang Circuit	Kuala Lumpur
12 April	CHINESE GRAND PRIX	Shanghai International Circuit	Shanghai
19 April	BAHRAIN GRAND PRIX	Bahrain International Circuit	Sakhir
10 May	SPANISH GRAND PRIX	Circuit de Catalunya	Catalunya
24 May	MONACO GRAND PRIX	Circuit de Monaco	Monte Carlo
7 June	CANADIAN GRAND PRIX	Circuit Gilles Villeneuve	Montréal
21 June	AUSTRIAN GRAND PRIX	Red Bull Ring	Spielberg
5 July	BRITISH GRAND PRIX	Silverstone	Silverstone
26 July	HUNGARIAN GRAND PRIX	Hungaroring	Budapest
23 August	BELGIAN GRAND PRIX	Circuit de Spa-Francorchamps	Spa-Francorchamps
6 September	ITALIAN GRAND PRIX	Autodromo di Monza	Monza
20 September	SINGAPORE GRAND PRIX	Marina Bay Street Circuit	Singapur
27 September	JAPANESE GRAND PRIX	Suzuka Circuit	Suzuka
11 October	RUSSIAN GRAND PRIX	Sochi Autodrom	Sochi
25 October	UNITED STATES GRAND PRIX	Circuit of the Americas	Austin
1 November	MEXICAN GRAND PRIX	Autódromo Hermanos Rodríguez	Mexico City
15 November	BRAZILIAN GRAND PRIX	Autódromo José Carlos Pace	Interlagos
29 November	ABU DHABI GRAND PRIX	Yas Marina Circuit	Yas Marina

AUSTRALIAN GRAND PRIX – MELBOURNE

15 MARCH 2015 / ALBERT PARK CIRCUIT



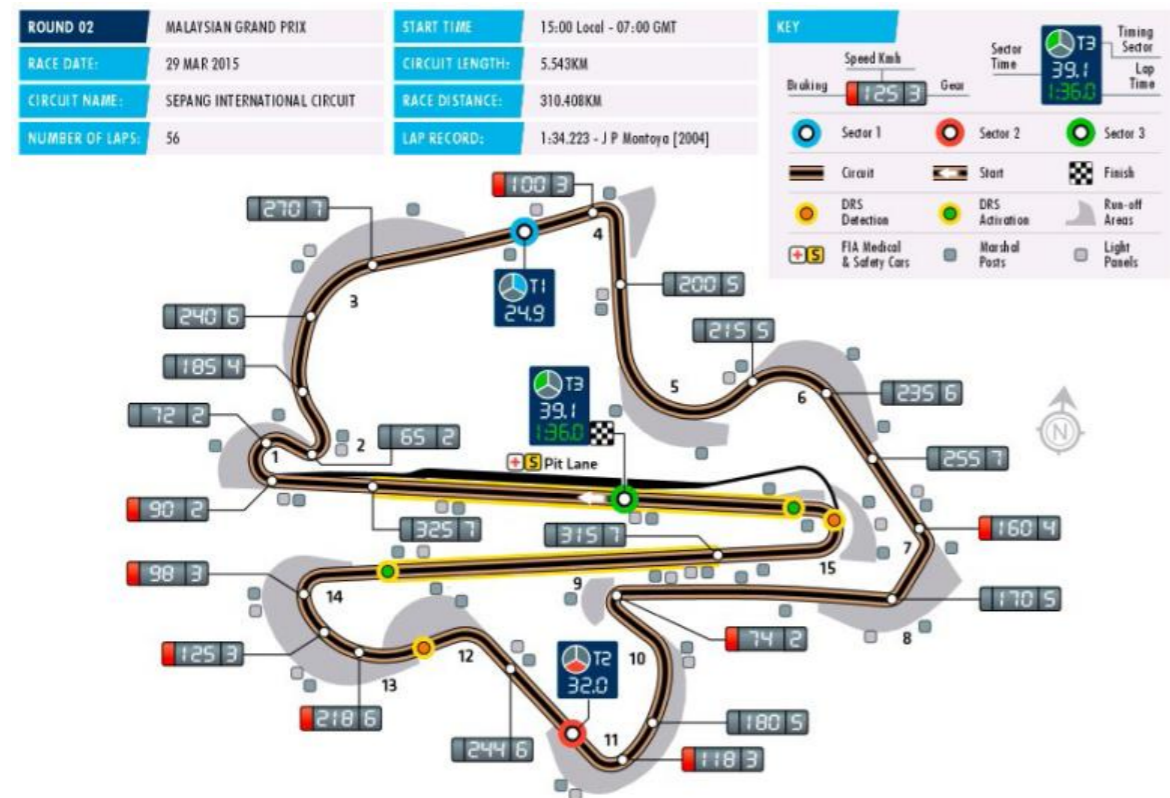
AUSTRALIAN GRAND PRIX – MELBOURNE

RESULTS

Pos.	No.	Driver	Team	Laps	Time	Grid
1	44	Lewis Hamilton	Mercedes	58	1:31:54.067	1
2	06	Nico Rosberg	Mercedes	58	1:31:55.427	2
3	05	Sebastian Vettel	Ferrari	58	1:32:28.590	4
4	19	Felipe Massa	Williams	58	1:32:32.263	3
5	12	Felipe Nasr	Sauber	58	1:33:29.216	11
6	03	Daniel Ricciardo	Red Bull Racing	57	1:32:04.816	7
7	27	Nico Hülkenberg	Force India	57	1:32:41.250	14
8	09	Marcus Ericsson	Sauber	57	1:32:56.053	16
9	55	Carlos Sainz Jr.	Scuderia Toro Rosso	57	1:33:02.691	8
10	11	Sergio Pérez	Force India	57	1:33:14.993	15
11	22	Jenson Button	McLaren	56	1:32:18.287	17
12	07	Kimi Räikkönen	Ferrari	40	1:05:17.916	5
13	33	Max Verstappen	Scuderia Toro Rosso	32	0:53:19.126	12
-	08	Romain Grosjean	Lotus	DNF		9
-	13	Pastor Maldonado	Lotus	DNF		10
-	26	Daniil Kvyat	Red Bull Racing	DNF		13
-	77	Valtteri Bottas	Williams	DNF		6
-	14	Fernando Alonso	McLaren	DNF		x

MALYSIAN GRAND PRIX – KUALA LUMPUR

29 MARCH 2015 / SEPANG CIRCUIT



MALYSIAN GRAND PRIX – KUALA LUMPUR

RESULTS

Pos.	No.	Driver	Team	Laps	Time	Grid
1	05	Sebastian Vettel	Ferrari	56	1:41:05.793	2
2	44	Lewis Hamilton	Mercedes	56	1:41:14.362	1
3	06	Nico Rosberg	Mercedes	56	1:41:18.103	3
4	07	Kimi Räikkönen	Ferrari	56	1:41:59.615	11
5	77	Valtteri Bottas	Williams	56	1:42:16.202	9
6	19	Felipe Massa	Williams	56	1:42:19.379	7
7	33	Max Verstappen	Scuderia Toro Rosso	56	1:42:43.555	6
8	55	Carlos Sainz Jr.	Scuderia Toro Rosso	55	1:41:07.902	15
9	26	Daniil Kvyat	Red Bull Racing	55	1:41:08.929	5
10	03	Daniel Ricciardo	Red Bull Racing	55	1:41:16.857	4
11	08	Romain Grosjean	Lotus	55	1:41:34.538	8
12	12	Felipe Nasr	Sauber	55	1:41:37.045	16
13	11	Sergio Pérez	Force India	55	1:41:54.237	14
14	27	Nico Hülkenberg	Force India	55	1:41:54.692	13
15	98	Roberto Merhi	Marussia	53	1:41:44.486	19
16	13	Pastor Maldonado	Lotus	47	1:27:42.185	12
17	22	Jenson Button	McLaren	41	1:17:53.611	17
18	14	Fernando Alonso	McLaren	21	0:40:26.269	18
19	09	Marcus Ericsson	Sauber	3	0:05:35.621	10
20	28	Will Stevens	Marussia	3	-	No Time

CHINESE GRAND PRIX – SHANGHAI

12 APRIL 2015 / SHANGHAI INTERNATIONAL CIRCUIT



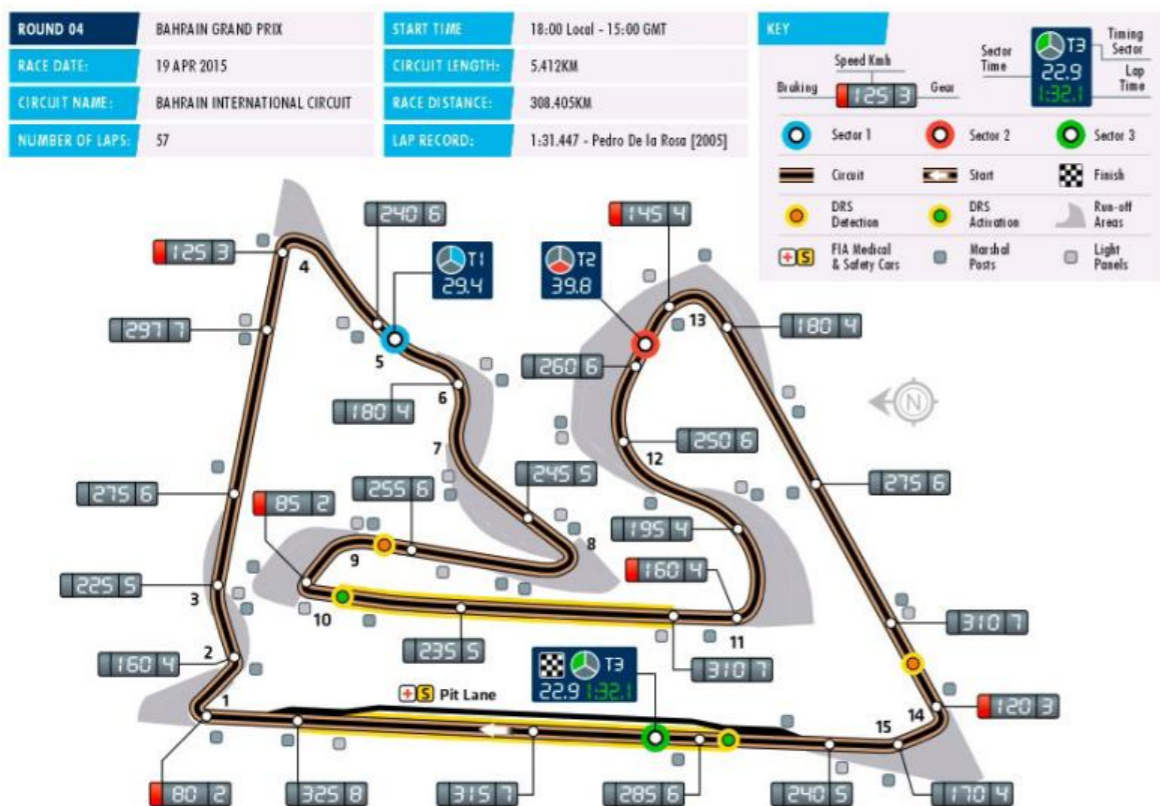
CHINESE GRAND PRIX – SHANGHAI

RESULTS

Pos.	No.	Driver	Team	Laps	Time	Grid
1	44	Lewis Hamilton	Mercedes	56	1:39:42.008	1
2	06	Nico Rosberg	Mercedes	56	1:39:42.722	2
3	05	Sebastian Vettel	Ferrari	56	1:39:44.996	3
4	07	Kimi Räikkönen	Ferrari	56	1:39:45.843	6
5	19	Felipe Massa	Williams	56	1:39:50.552	4
6	77	Valtteri Bottas	Williams	56	1:39:51.893	5
7	08	Romain Grosjean	Lotus	56	1:40:01.016	8
8	12	Felipe Nasr	Sauber	56	1:40:04.633	9
9	03	Daniel Ricciardo	Red Bull Racing	56	1:40:14.125	7
10	09	Marcus Ericsson	Sauber	55	1:39:44.091	10
11	11	Sergio Pérez	Force India	55	1:39:47.032	15
12	14	Fernando Alonso	McLaren	55	1:39:47.779	18
13	22	Jenson Button	McLaren	55	1:39:54.812	17
14	55	Carlos Sainz Jr.	Scuderia Toro Rosso	55	1:39:51.286	14
15	28	Will Stevens	Marussia	54	1:39:52.436	19
16	98	Roberto Merhi	Marussia	54	1:39:57.782	20
17	33	Max Verstappen	Scuderia Toro Rosso	52	1:32:05.571	13
18	13	Pastor Maldonado	Lotus	49	1:28:40.399	11
19	26	Daniil Kvyat	Red Bull Racing	15	0:26:55.558	12
20	27	Nico Hülkenberg	Force India	9	0:16:04.537	16

BAHRAIN GRAND PRIX – SAKHIR

19 APRIL 2015 / BAHRAIN INTERNATIONAL CIRCUIT



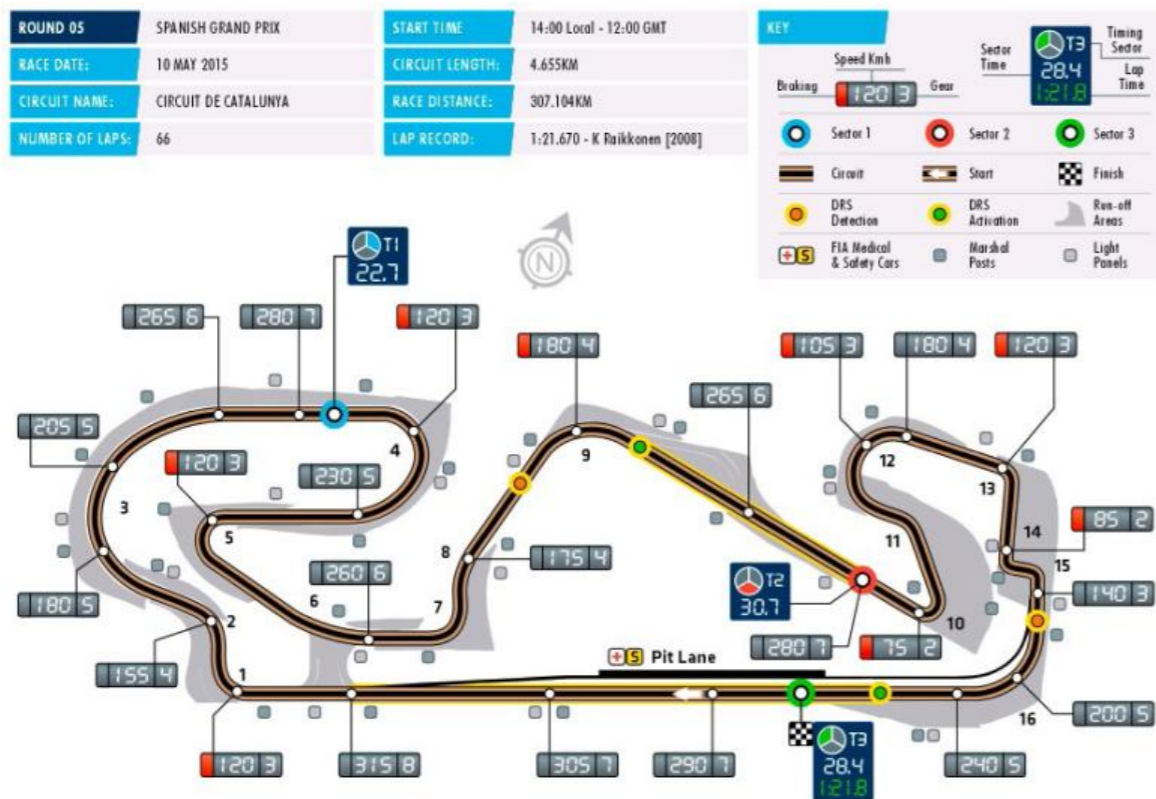
BAHRAIN GRAND PRIX – SAKHIR

RESULTS

Pos.	No.	Driver	Team	Laps	Time	Grid
1	44	Lewis Hamilton	Mercedes	57	1:35:05.809	1
2	07	Kimi Räikkönen	Ferrari	57	1:35:09.189	4
3	06	Nico Rosberg	Mercedes	57	1:35:11.842	3
4	77	Valtteri Bottas	Williams	57	1:35:48.766	5
5	05	Sebastian Vettel	Ferrari	57	1:35:49.798	2
6	03	Daniel Ricciardo	Red Bull Racing	57	1:36:07.560	7
7	08	Romain Grosjean	Lotus	57	1:36:30.572	10
8	11	Sergio Pérez	Force India	56	1:35:07.373	11
9	26	Daniil Kvyat	Red Bull Racing	56	1:35:14.579	17
10	19	Felipe Massa	Williams	56	1:35:20.685	6
11	14	Fernando Alonso	McLaren	56	1:35:24.663	14
12	12	Felipe Nasr	Sauber	56	1:35:25.783	12
13	27	Nico Hülkenberg	Force India	56	1:35:33.187	8
14	09	Marcus Ericsson	Sauber	56	1:35:34.336	13
15	13	Pastor Maldonado	Lotus	56	1:36:11.217	16
16	28	Will Stevens	Marussia	55	1:36:29.898	18
17	98	Roberto Merhi	Marussia	54	1:35:27.621	19
Ret	33	Max Verstappen	Scuderia Toro Rosso	34	0:59:12.004	15
Ret	55	Carlos Sainz Jr.	Scuderia Toro Rosso	29	0:49:58.882	9
Ret	22	Jenson Button	McLaren	0	-	X

SPANISH GRAND PRIX – CATALUNYA

10 MAY 2015 / CIRCUIT DE CATALUNYA



SPANISH GRAND PRIX – CATALUNYA

RESULTS

Pos.	No.	Driver	Team	Laps	Time	Grid
1	06	Nico Rosberg	Mercedes	66	1:41:12.555	1
2	44	Lewis Hamilton	Mercedes	66	1:41:30.106	2
3	05	Sebastian Vettel	Ferrari	66	1:41:57.897	3
4	77	Valtteri Bottas	Williams	66	1:42:11.772	4
5	07	Kimi Räikkönen	Ferrari	66	1:42:12.557	7
6	19	Felipe Massa	Williams	66	1:42:33.869	8
7	03	Daniel Ricciardo	Red Bull Racing	65	1:41:40.894	10
8	08	Romain Grosjean	Lotus	65	1:42:10.553	11
9	55	Carlos Sainz Jr.	Scuderia Toro Rosso	65	1:42:16.264	5
10	26	Daniil Kvyat	Red Bull Racing	65	1:42:17.749	9
11	33	Max Verstappen	Scuderia Toro Rosso	65	1:42:18.843	6
12	12	Felipe Nasr	Sauber	65	1:42:31.003	15
13	11	Sergio Pérez	Force India	65	1:42:39.931	18
14	09	Marcus Ericsson	Sauber	65	1:42:40.584	16
15	27	Nico Hülkenberg	Force India	65	1:42:41.185	17
16	22	Jenson Button	McLaren	65	1:42:41.983	14
17	28	Will Stevens	Marussia	63	1:42:35.245	19
18	98	Roberto Merhi	Marussia	62	1:41:39.198	20
19	13	Pastor Maldonado	Lotus	45	1:11:54.573	12
20	14	Fernando Alonso	McLaren	26	0:41:35.988	13

MONACO GRAND PRIX – MONTE CARLO

24 MAY 2015 / CIRCUIT DE MONACO



MONACO GRAND PRIX – MONTE CARLO

RESULTS

Pos.	No.	Driver	Team	Laps	Time	Grid
1	06	Nico Rosberg	Mercedes	78	1:49:18.420	2
2	05	Sebastian Vettel	Ferrari	78	1:49:22.906	3
3	44	Lewis Hamilton	Mercedes	78	1:49:24.473	1
4	26	Daniil Kvyat	Red Bull Racing	78	1:49:30.385	5
5	03	Daniel Ricciardo	Red Bull Racing	78	1:49:32.028	4
6	07	Kimi Räikkönen	Ferrari	78	1:49:32.765	6
7	11	Sergio Pérez	Force India	78	1:49:33.433	7
8	22	Jenson Button	McLaren	78	1:49:34.483	12
9	12	Felipe Nasr	Sauber	78	1:49:42.046	16
10	55	Carlos Sainz Jr.	Scuderia Toro Rosso	78	1:49:43.476	8
11	27	Nico Hülkenberg	Force India	78	1:49:44.652	13
12	08	Romain Grosjean	Lotus	78	1:49:46.835	11
13	09	Marcus Ericsson	Sauber	78	1:49:49.579	18
14	77	Valtteri Bottas	Williams	78	1:50:04.209	17
15	19	Felipe Massa	Williams	77	1:49:47.570	14
16	98	Roberto Merhi	Marussia	76	1:50:06.078	20
17	28	Will Stevens	Marussia	76	1:50:09.760	19
18	33	Max Verstappen	Scuderia Toro Rosso	62	1:25:02.993	10
19	14	Fernando Alonso	McLaren	41	0:56:24.122	15
20	13	Pastor Maldonado	Lotus	5	0:07:06.059	9

CANADIAN GRAND PRIX – MONTRÉAL

7 JUNE 2015 / CIRCUIT GILLES-VILLENEUVE



CANADIAN GRAND PRIX – MONTRÉAL

RESULTS

Pos.	No.	Driver	Team	Laps	Time	Grid
1	44	Lewis Hamilton	Mercedes	70	1:31:53.145	1
2	06	Nico Rosberg	Mercedes	70	1:31:55.430	2
3	77	Valtteri Bottas	Williams	70	1:32:33.811	4
4	07	Kimi Räikkönen	Ferrari	70	1:32:38.770	3
5	05	Sebastian Vettel	Ferrari	70	1:32:43.048	16
6	19	Felipe Massa	Williams	70	1:32:49.526	17
7	13	Pastor Maldonado	Lotus	70	1:32:59.809	6
8	27	Nico Hülkenberg	Force India	69	1:31:58.732	7
9	26	Daniil Kvyat	Red Bull Racing	69	1:32:06.051	8
10	08	Romain Grosjean	Lotus	69	1:32:12.916	5
11	11	Sergio Pérez	Force India	69	1:32:27.871	10
12	55	Carlos Sainz Jr.	Scuderia Toro Rosso	69	1:32:28.144	11
13	03	Daniel Ricciardo	Red Bull Racing	69	1:32:39.283	9
14	09	Marcus Ericsson	Sauber	69	1:32:45.005	13
15	33	Max Verstappen	Scuderia Toro Rosso	69	1:32:46.158	12
16	12	Felipe Nasr	Sauber	68	1:31:54.769	15
17	28	Will Stevens	Marussia	66	1:32:18.573	19
18	98	Roberto Merhi	Marussia	57	1:18:56.255	18
19	22	Jenson Button	McLaren	54	1:13:37.308	Penalty
20	14	Fernando Alonso	McLaren	44	0:59:47.615	14

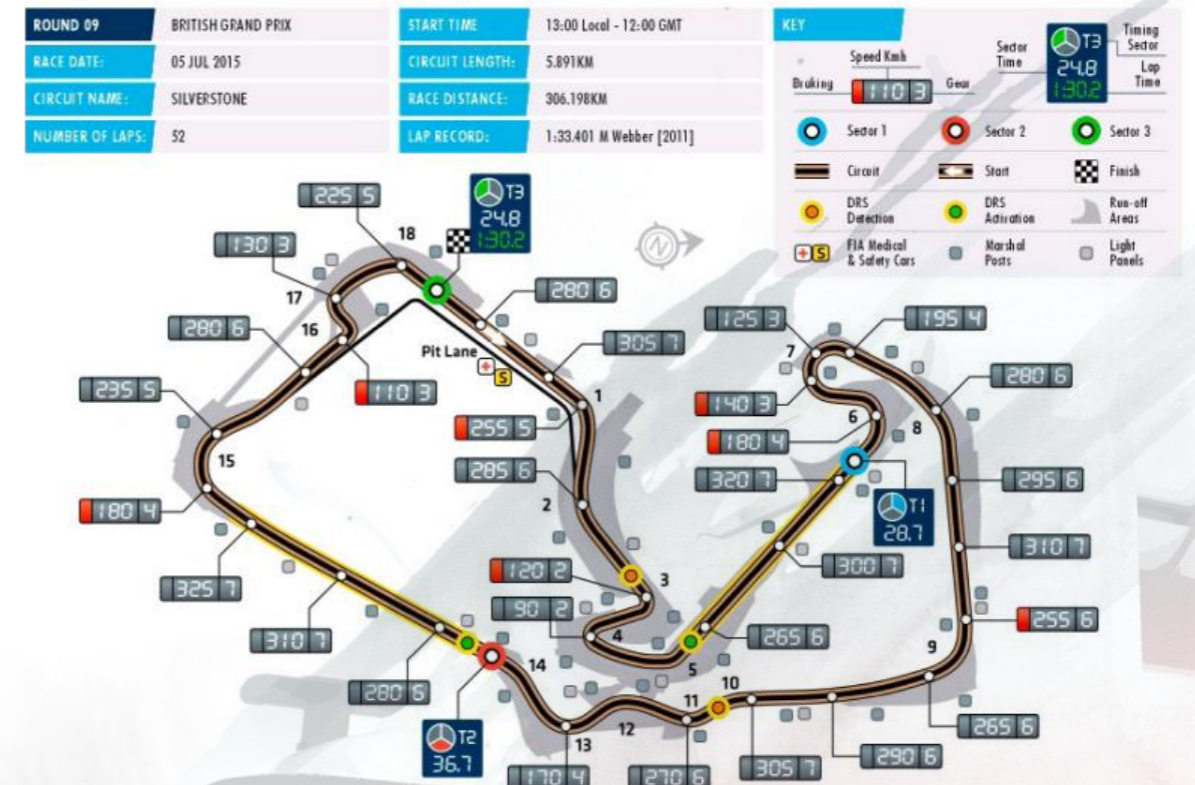
AUSTRIAN GRAND PRIX – SPIELBERG

21 JUNE 2015 / RED BULL RING



BRITISH GRAND PRIX – SILVERSTONE

5 JULY 2015 / SILVERSTONE



HUNGARIAN GRAND PRIX – BUDAPEST

26 JULY 2015 / HUNGARORING



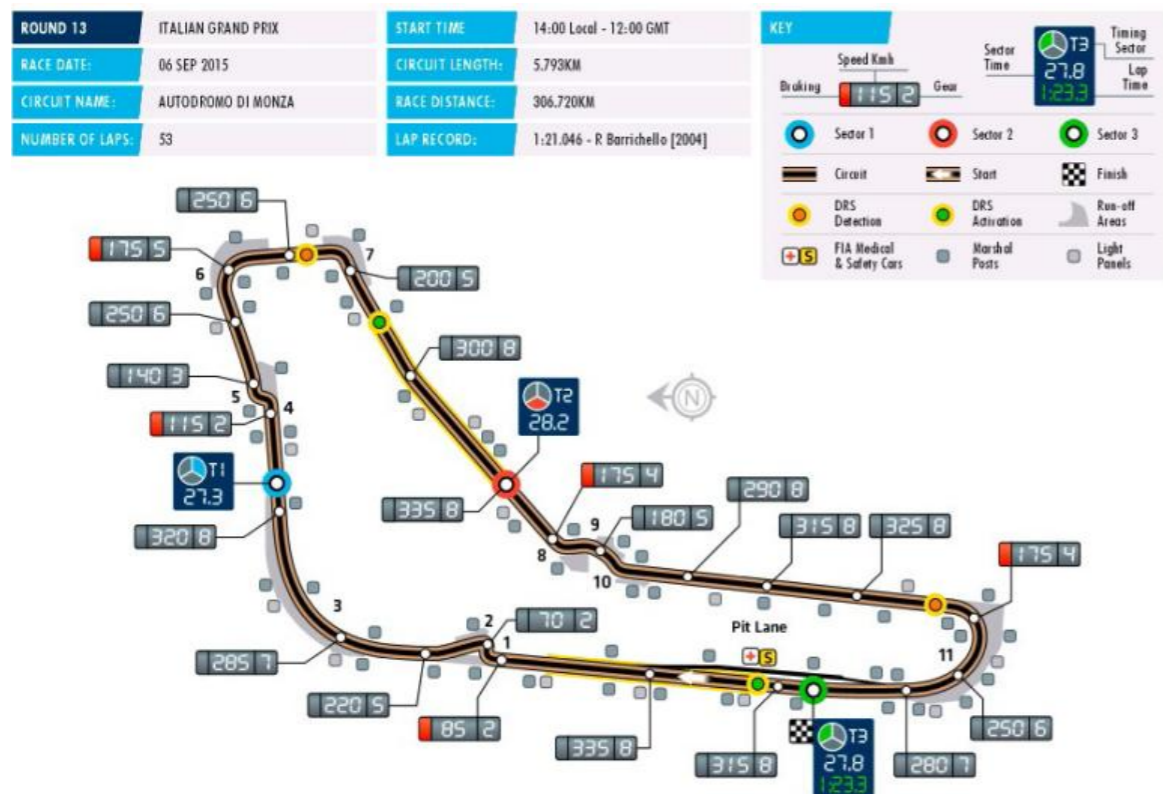
BELGIAN GRAND PRIX – SPA-FRANCORCHAMPS

23 AUGUST 2015 / CIRCUIT DE SPA-FRANCORCHAMPS



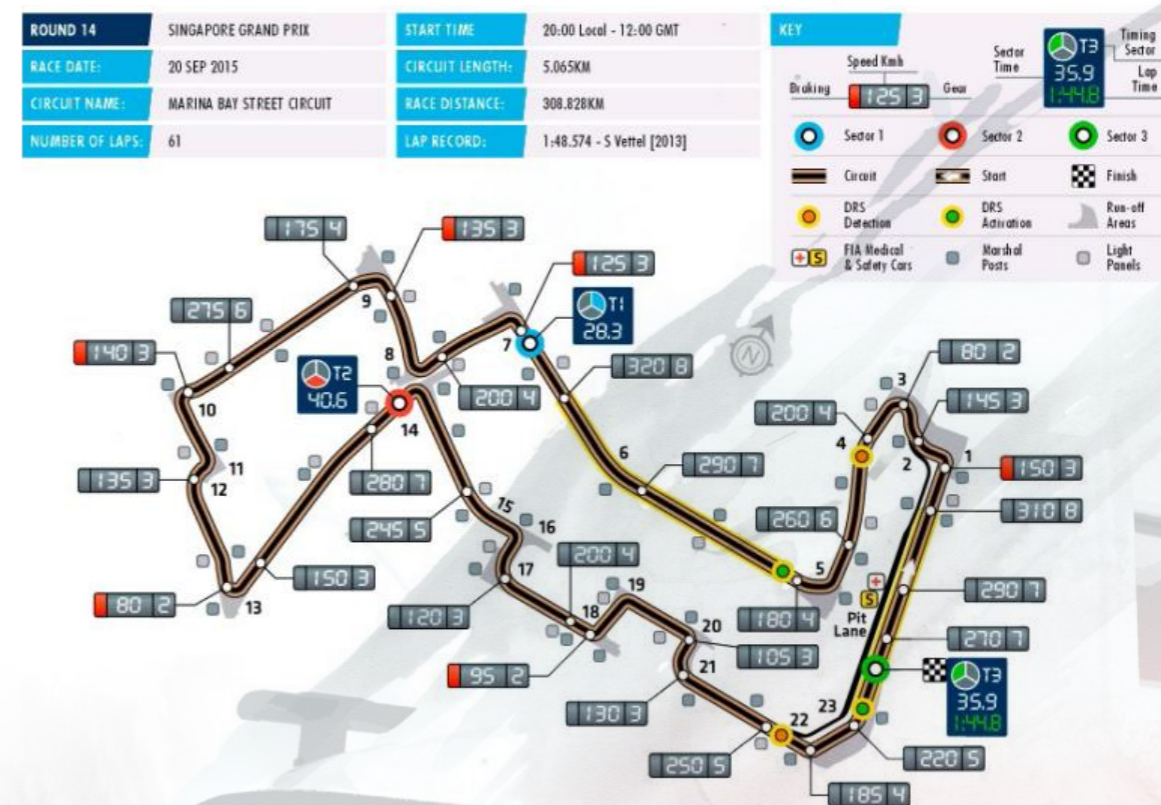
ITALIAN GRAND PRIX – MONZA

6 SEPTEMBER 2015 / AUTODROMO DI MONZA



SINGAPORE GRAND PRIX – SINGAPORE

20 SEPTEMBER 2015 / MARINA BAY STREET CIRCUIT



JAPANESE GRAND PRIX – SUZUKA

27 SEPTEMBER 2015 / SUZUKA CIRCUIT

ROUND 15	JAPANESE GRAND PRIX	START TIME	14:00 Local - 05:00 GMT	KEY	Speed Km/h Sector Time Timing Sector Lap Time
RACE DATE:	27 SEP 2015	CIRCUIT LENGTH:	5.807KM	Braking 190 4 Gear 18.8 1:23.8	
CIRCUIT NAME:	SUZUKA CIRCUIT	RACE DISTANCE:	307.471KM	Sector 1 Sector 2 Sector 3	
NUMBER OF LAPS:	53	LAP RECORD:	1:31.540 - K Raikkonen [2005]	Circuit Start Finish	
				DRS Detection DRS Activation Run-off Areas	
				FIA Medical & Safety Cars Marshal Posts Light Panels	



RUSSIAN GRAND PRIX – SOCHI

11 OCTOBER 2015 / SOCHI AUTODROM

ROUND 16	RUSSIAN GRAND PRIX	START TIME	14:00 Local - 11:00 GMT	KEY	Speed Km/h Sector Time Timing Sector Lap Time
RACE DATE:	11 OCT 2015	CIRCUIT LENGTH:	5.848KM	Braking 125 3 Gear 28.7 1:36.1	
CIRCUIT NAME:	SOCHI AUTODROM	RACE DISTANCE:	309.732KM	Sector 1 Sector 2 Sector 3	
NUMBER OF LAPS:	53	LAP RECORD:	1:40.896 - V. Bottas [2014]	Circuit Start Finish	
				DRS Detection DRS Activation Run-off Areas	
				FIA Medical & Safety Cars Marshal Posts Light Panels	



UNITED STATES GRAND PRIX – AUSTIN

25 OCTOBER 2015 / CIRCUIT OF THE AMERICAS

ROUND 17	UNITED STATES GRAND PRIX	START TIME:	14:00 Local - 19:00 GMT
RACE DATE:	25 OCT 2015	CIRCUIT LENGTH:	5.513KM
CIRCUIT NAME:	CIRCUIT OF THE AMERICAS	RACE DISTANCE:	308.405KM
NUMBER OF LAPS:	56	LAP RECORD:	1:39.347 - S Vettel [2012]

KEY	Speed Km/h	Sector Time	Timing Sector
Braking	105 2	Gear	31.6
			1:35.8
● Sector 1	● Sector 2	● Sector 3	
■ Circuit	■ Start	■ Finish	
● DRS Detection	● DRS Activation	■ Run-off Areas	
■ FIA Medical & Safety Cars	■ Marshal Posts	■ Light Panels	

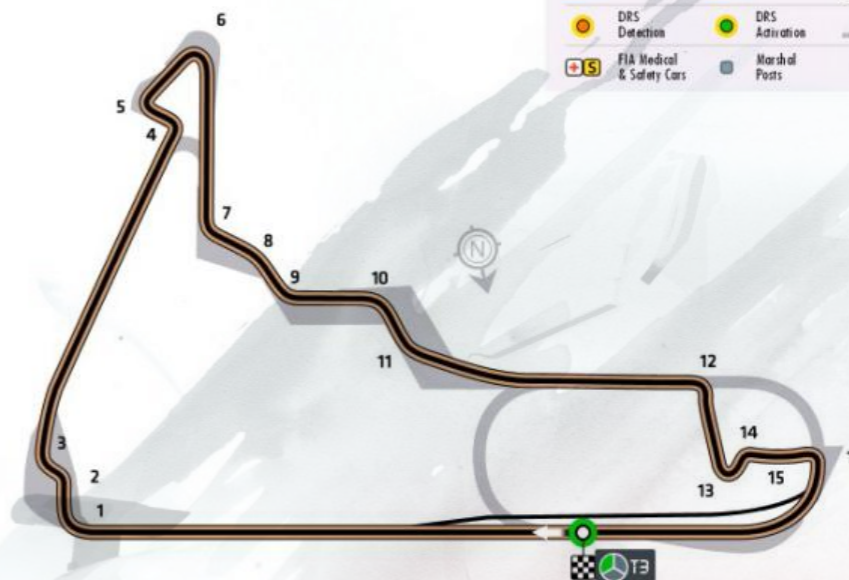


MEXICAN GRAND PRIX – MEXICO CITY

1 NOVEMBER 2015 / AUTÓDROMO HERMANOS RODRÍGUEZ

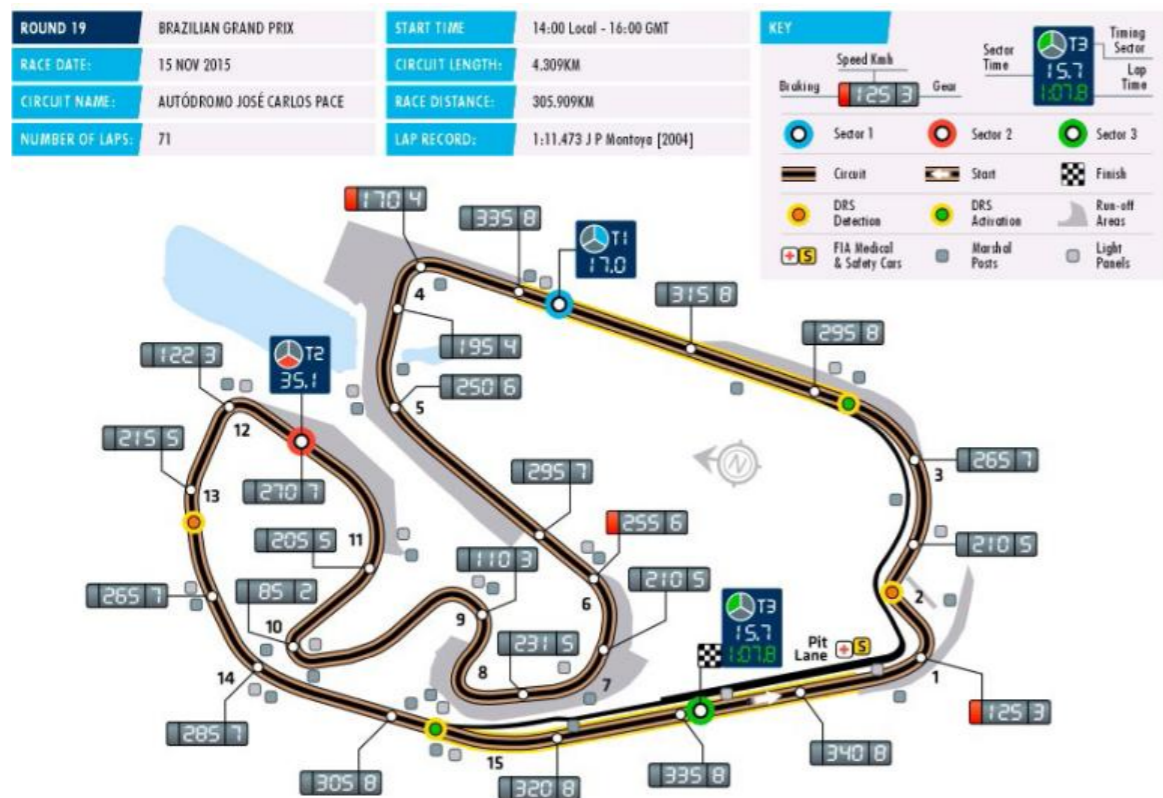
ROUND 18	MEXICAN GRAND PRIX	START TIME:	13:00 Local - 19:00 GMT
RACE DATE:	01 NOV 2015	CIRCUIT LENGTH:	4.484KM [TBC]
CIRCUIT NAME:	AUTÓDROMO HERMANOS RODRÍGUEZ	RACE DISTANCE:	TBA
NUMBER OF LAPS:	TBA	LAP RECORD:	N/A

KEY	Speed Km/h	Sector Time	Timing Sector
Braking		Gear	T3
● Sector 1	● Sector 2	● Sector 3	
■ Circuit	■ Start	■ Finish	
● DRS Detection	● DRS Activation	■ Run-off Areas	
■ FIA Medical & Safety Cars	■ Marshal Posts	■ Light Panels	



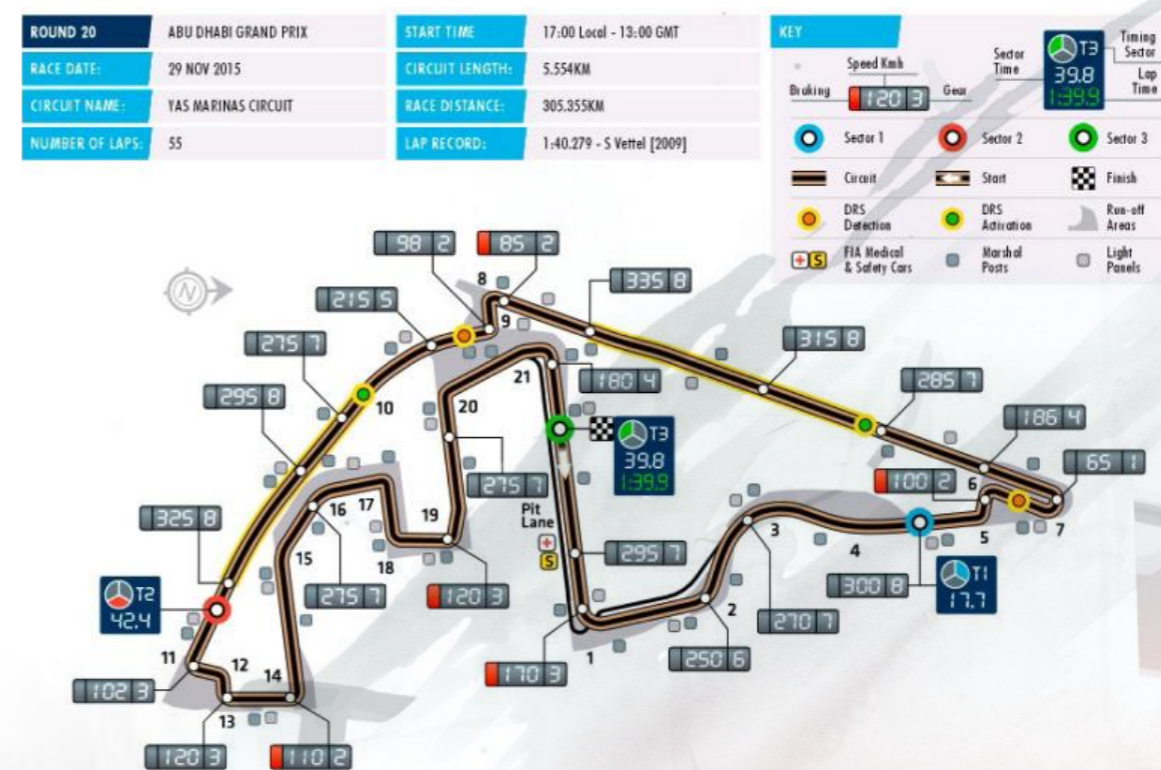
BRAZILIAN GRAND PRIX – INTERLAGOS

15 NOVEMBER 2015 / AUTÓDROMO JOSÉ CARLOS PACE



ABU DHABI GRAND PRIX – YAS MARINA

29 NOVEMBER 2015 / YAS MARINA CIRCUIT



FIA FORMULA 1 DRIVERS' WORLD CHAMPIONSHIP 2015

INTERMEDIATE RANKING (7 OF 19 RACES) / 8 JUNE 2015

Pos.	Driver	Team	Points
1	Lewis Hamilton	Mercedes AMG Petronas F1 Team	151
2	Nico Rosberg	Mercedes AMG Petronas F1 Team	134
3	Sebastian Vettel	Scuderia Ferrari	108
4	Kimi Räikkönen	Scuderia Ferrari	72
5	Valtteri Bottas	Williams Martini Racing	57
6	Felipe Massa	Williams Martini Racing	47
7	Daniel Ricciardo	Infiniti Red Bull Racing	35
8	Daniil Kvyat	Infiniti Red Bull Racing	19
9	Romain Grosjean	Lotus F1 Team	17
10	Felipe Nasr	Sauber F1 Team	16
11	Sergio Pérez	Sahara Force India F1 Team	11
12	Nico Hülkenberg	Sahara Force India F1 Team	10
13	Carlos Sainz Jr.	Scuderia Toro Rosso	9
14	Pastor Maldonado	Lotus F1 Team	6
15	Max Verstappen	Scuderia Toro Rosso	6
16	Marcus Ericsson	Sauber F1 Team	5
17	Jenson Button	McLaren Honda	4
18	Fernando Alonso	McLaren Honda	0
19	Roberto Merhi Muntan	Manor Marussia F1 Team	0
20	Will Stevens	Manor Marussia F1 Team	0

FIA FORMULA 1 CONSTRUCTORS' WORLD CHAMPIONSHIP 2015

INTERMEDIATE RANKING (7 OF 19 RACES) / 8 JUNE 2015

Pos.	Team	Total Points
1	Mercedes AMG Petronas F1 Team	285
2	Scuderia Ferrari	180
3	Williams Martini Racing	104
4	Infiniti Red Bull Racing	54
5	Lotus F1 Team	23
6	Sauber F1 Team	21
7	Sahara Force India F1 Team	21
8	Scuderia Toro Rosso	15
9	McLaren Honda	4
10	Manor Marussia F1 Team	0

LIST OF DRIVERS

No.	Driver	Country	Team
44	Lewis Hamilton	United Kingdom	Mercedes AMG Petronas F1 Team
06	Nico Rosberg	Germany	Mercedes AMG Petronas F1 Team
03	Daniel Ricciardo	Australia	Infiniti Red Bull Racing
26	Daniil Kvyat	Russia	Infiniti red Bull Racing
19	Felipe Massa	Brazil	Williams Martini Racing
77	Valtteri Bottas	Finland	Williams Martini Racing
05	Sebastian Vettel	Germany	Scuderia Ferrari
07	Kimi Räikkönen	Finland	Scuderia Ferrari
14	Fernando Alonso	Spain	McLaren Honda
22	Jenson Button	United Kingdom	McLaren Honda
27	Nico Hülkenberg	Germany	Sahara Force India F1 Team
11	Sergio Pérez	Mexico	Sahara Force India F1 Team
33	Max Verstappen	Netherlands	Scuderia Toro Rosso
55	Carlos Sainz Jr.	Spain	Scuderia Toro Rosso
08	Romain Grosjean	France	Lotus F1 Team
13	Pastor Maldonado	Venezuela	Lotus F1 Team
09	Marcus Ericsson	Sweden	Sauber F1 Team
12	Felipe Nasr	Brazil	Sauber F1 Team
28	Will Stevens	United Kingdom	Manor Marussia F1 Team
98	Roberto Merhi	Spain	Manor Marussia F1 Team

OVERVIEW OF DRIVER STATS


AS PER 8 JUNE 2014

Driver	F1 Debut	Starts	Poles	Wins	WC Titles
Lewis Hamilton	2007	155	44	37	2008, 2014
Nico Rosberg	2006	173	16	10	
Daniel Ricciardo	2011	75	0	3	
Daniil Kvyat	2014	25	0	0	
Sebastian Vettel	2007	145	45	40	2010, 2011, 2012, 2013
Kimi Räikkönen	2001	219	16	20	2007
Valtteri Bottas	2013	43	0	0	
Felipe Massa	2002	216	16	11	
Jenson Button	2000	272	8	15	2009
Fernando Alonso	2001	240	22	32	2005, 2006
Nico Hülkenberg	2010	83	1	0	
Sergio Pérez	2011	81	0	0	
Carlos Sainz Jr.	2015	6	0	0	
Max Verstappen	2015	6	0	0	
Romain Grosjean	2009	70	0	0	
Pastor Maldonado	2011	83	1	1	
Will Stevens	2014	5	0	0	
Roberto Merhi	2015	5	0	0	
Felipe Nasr	2015	6	0	0	
Marcus Ericsson	2014	22	0	0	

MERCEDES AMG PETRONAS F1 TEAM

Country:	Germany	First Season:	1954
Headquarters:	Brackley, UK	Pole Positions:	42
Team Manager:	Toto Wolff	Wins:	35
Technical Manager:	Paddy Lowe	Constructors' Titles:	1
Car:	F1 W06 Hybrid	Drivers' Titles:	3
Engine:	Mercedes-Benz PU106B Hybrid		

	Lewis Hamilton	Nico Rosberg
Country	United Kingdom	Germany
Date of Birth	07/01/1985	27/06/1985
Place of Birth	Stevenage	Wiesbaden
Formula 1 Debut	2007	2006
Starts	155	173
Pole Positions	44	16
Wins	37	10
WC Titles	2	0



WILLIAMS MARTINI RACING

Country:	United Kingdom	First Season:	1975
Headquarters:	Grove, UK	Pole Positions:	128
Team Manager:	Frank Williams	Wins:	114
Technical Manager:	Pat Symonds	Constructors' Titles:	9
Car:	FW37	Drivers' Titles:	7
Engine:	Mercedes-Benz PU106B Hybrid		



	Felipe Massa	Valtteri Bottas
Country	Brazil	Finland
Date of Birth	25/04/1981	28/08/1989
Place of Birth	Sao Paulo	Nastola
Formula 1 Debut	2002	2013
Starts	216	43
Pole Positions	16	0
Wins	11	0
WC Titles	0	0



INFINITI RED BULL RACING

Country:	Austria	First Season:	2005
Headquarters:	Milton Keynes, UK	Pole Positions:	57
Team Manager:	Christian Horner	Wins:	50
Technical Manager:	Adrian Newey	Constructors' Titles:	4
Car:	RB11	Drivers' Titles:	4
Engine:	Renault Sport Energy F1 2015		


	Daniel Ricciardo	Daniil Kvyat
Country	Australia	Russia
Date of Birth	01/07/1989	26/04/1994
Place of Birth	Perth	Oufa
Formula 1 Debut	2011	2014
Starts	75	25
Pole Positions	0	0
Wins	3	0
WC Titles	0	0



SCUDERIA FERRARI

Country:	Italy	First Season:	1950
Headquarters:	Maranello, Italy	Pole Positions:	207
Team Manager:	Maurizio Arrivabene	Wins:	221
Technical Manager:	James Allison	Constructors' Titles:	16
Car:	SF15-T	Drivers' Titles:	15
Engine:	Ferrari 1.6 V6		

	Sebastian Vettel	Kimi Räikkönen
Country	Germany	Finland
Date of Birth	03/07/1987	17/10/1979
Place of Birth	Heppenheim	Espoo
Formula 1 Debut	2007	2001
Starts	145	219
Pole Positions	45	16
Wins	40	20
WC Titles	4	1



All stats include the Formula 1 Canadian Grand Prix 2015

All stats include the Formula 1 Canadian Grand Prix 2015

MCLAREN HONDA

Country:	United Kingdom	First Season:	1966
Headquarters:	Woking, UK	Pole Positions:	155
Team Manager:	Éric Boullier	Wins:	182
Technical Manager:	Tim Goss	Constructors' Titles:	8
Car:	MP4-30	Drivers' Titles:	12
Engine:	Honda RA615H		

	Fernando Alonso	Jenson Button
Country	Spain	United Kingdom
Date of Birth	29/07/1981	19/01/1980
Place of Birth	Oviedo	Frome
Formula 1 Debut	2001	2000
Starts	240	272
Pole Positions	22	8
Wins	32	15
WC Titles	2	1



SAHARA FORCE INDIA F1 TEAM

Country:	India	First Season:	2008
Headquarters:	Silverstone, UK	Pole Positions:	1
Team Manager:	Vijay Mallya	Wins:	0
Technical Manager:	Andy Green	Constructors' Titles:	0
Car:	VJ M08	Drivers' Titles:	0
Engine:	Mercedes-Benz PU106B Hybrid		

	Nico Hülkenberg	Sergio Pérez
Country	Germany	Mexico
Date of Birth	19/08/1987	26/01/1990
Place of Birth	Emmerich	Guadalajara
Formula 1 Debut	2010	2011
Starts	83	81
Pole Positions	1	0
Wins	0	0
WC Titles	0	0



All stats include the Formula 1 Canadian Grand Prix 2015

SCUDERIA TORO ROSSO

Country:	Italy	First Season:	2006
Headquarters:	Faenza, Italy	Pole Positions:	1
Team Manager:	Franz Tost	Wins:	1
Technical Manager:	James Key	Constructors' Titles:	0
Car:	STR10	Drivers' Titles:	0
Engine:	Renault 1.6 V6 Turbo		


	Max Verstappen	Carlos Sainz Jr.
Country	Netherlands	Spain
Date of Birth	30/09/1997	01/09/1994
Place of Birth	Hasselt	Madrid
Formula 1 Debut	2015	2015
Starts	6	6
Pole Positions	0	0
Wins	0	0
WC Titles	0	0



LOTUS F1 TEAM

Country:	United Kingdom	First Season:	2010
Headquarters:	Enstone, UK	Pole Positions:	0
Team Manager:	Gérard Lopez	Wins:	2
Technical Manager:	Nick Chester	Constructors' Titles:	0
Car:	E23 Hybrid	Drivers' Titles:	0
Engine:	Mercedes-Benz PU106B Hybrid		

	Romain Grosjean	Pastor Maldonado
Country	France	Venezuela
Date of Birth	17/04/1986	09/03/1985
Place of Birth	Geneva, CH	Maracay
Formula 1 Debut	2009	2011
Starts	70	83
Pole Positions	0	1
Wins	0	1
WC Titles	0	0



All stats include the Formula 1 Canadian Grand Prix 2015

SAUBER F1 TEAM

Country:	Switzerland	First Season:	1993
Headquarters:	Hinwil, Switzerland	Pole Positions:	1
Team Manager:	Monisha Kaltenborn	Wins:	1
Technical Managers:	Eric Gandelin, Willem Toet, Elliott Dason Barber	Constructors' Titles:	0
		Drivers' Titles:	0
Car:	C34		
Engine:	Ferrari 1.6 V6 Turbo		


	Marcus Ericsson	Felipe Nasr
Country	Sweden	Brazil
Date of Birth	02/09/1990	21/08/1992
Place of Birth	Kulma	Brasilia
Formula 1 Debut	2014	2015
Starts	22	6
Pole Positions	0	0
Wins	0	0
WC Titles	0	0



MANOR MARUSSIA F1 TEAM

Country:	Russia	First Season:	2010
Headquarters:	Banbury, UK	Pole Positions:	0
Team Manager:	John Booth	Wins:	0
Technical Manager:	John McQuilliam	Constructors' Titles:	0
		Drivers' Titles:	0
Car:	MR03		
Engine:	Ferrari 059/3		

	Will Stevens	Roberto Merhi
Country	United Kingdom	Spain
Date of Birth	28/06/1991	22/03/1991
Place of Birth	Rochford	Castellón
Formula 1 Debut	2014	2015
Starts	5	5
Pole Positions	0	0
Wins	0	0
WC Titles	0	0



All stats include the Formula 1 Canadian Grand Prix 2015

FIA FORMULA 1 DRIVERS' WORLD CHAMPIONSHIP 2014

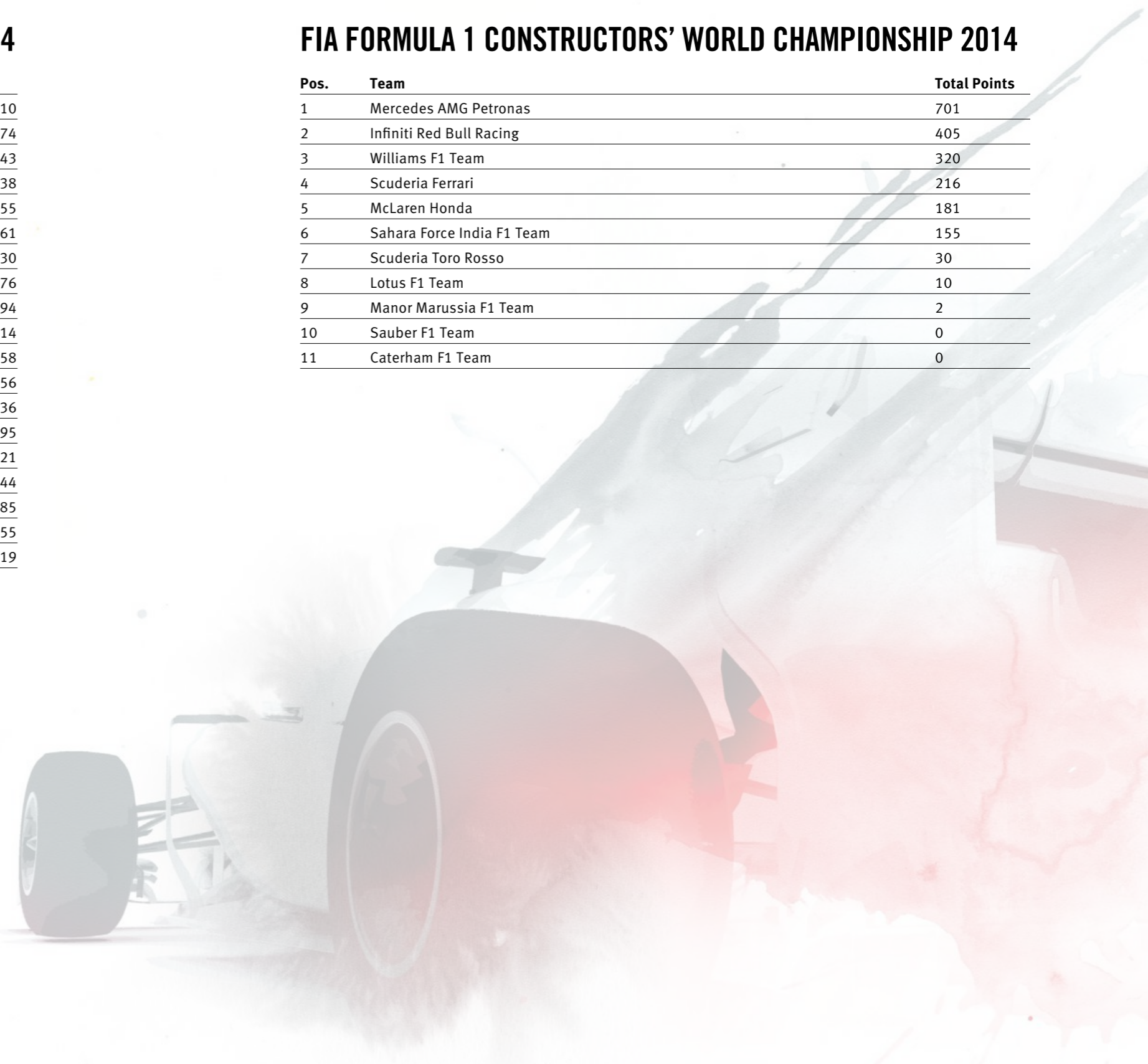
Pos.	Driver	Team	Points
1	Lewis Hamilton	Mercedes	384
2	Nico Rosberg	Mercedes	317
3	Daniel Ricciardo	Infiniti Red Bull Racing	238
4	Valtteri Bottas	Williams	186
5	Sebastian Vettel	Infiniti Red Bull Racing	167
6	Fernando Alonso	Ferrari	161
7	Felipe Massa	Williams	134
8	Jenson Button	McLaren	126
9	Nico Hülkenberg	Force India	96
10	Sergio Pérez	Force India	59
11	Kevin Magnussen	McLaren	55
12	Kimi Räikkönen	Ferrari	55
13	Jean-Eric Vergne	Scuderia Toro Rosso	22
14	Romain Grosjean	Lotus	8
15	Daniil Kvyat	Scuderia Toro Rosso	8
16	Pastor Maldonado	Lotus	2
17	Jules Bianchi	Marussia	2
18	Adrian Sutil	Sauber	0
19	Marcus Ericsson	Caterham	0
20	Esteban Gutiérrez	Sauber	0
21	Max Chilton	Marussia	0
22	Kamui Kobayashi	Caterham	0
23	Will Stevens	Caterham	0

FIA FORMULA 1 WORLD CHAMPIONSHIP RACE WINNERS 2014

Grand Prix	Driver	Team	Time
Australia	Nico Rosberg	Mercedes	1:32:58.710
Malaysia	Lewis Hamilton	Mercedes	1:40:25.974
Bahrain	Lewis Hamilton	Mercedes	1:39:42.743
China	Lewis Hamilton	Mercedes	1:33:28.338
Spain	Lewis Hamilton	Mercedes	1:41:05.155
Monaco	Nico Rosberg	Mercedes	1:49:27.661
Canada	Daniel Ricciardo	Infiniti Red Bull Racing	1:39:23.830
Austria	Nico Rosberg	Mercedes	1:27:54.976
United Kingdom	Lewis Hamilton	Mercedes	2:26:52.094
Germany	Nico Rosberg	Mercedes	1:33:42.914
Hungary	Daniel Ricciardo	Infiniti Red Bull Racing	1:53:05.058
Belgium	Daniel Ricciardo	Infiniti Red Bull Racing	1:24:36.556
Italy	Lewis Hamilton	Mercedes	1:19:10.236
Singapore	Lewis Hamilton	Mercedes	2:00:04.795
Japan	Lewis Hamilton	Mercedes	1:51:43.021
Russia	Lewis Hamilton	Mercedes	1:31:50.744
USA	Lewis Hamilton	Mercedes	1:40:04.785
Brazil	Nico Rosberg	Mercedes	1:30:02.555
Abu Dhabi	Lewis Hamilton	Mercedes	1:39:02.619

FIA FORMULA 1 CONSTRUCTORS' WORLD CHAMPIONSHIP 2014

Pos.	Team	Total Points
1	Mercedes AMG Petronas	701
2	Infiniti Red Bull Racing	405
3	Williams F1 Team	320
4	Scuderia Ferrari	216
5	McLaren Honda	181
6	Sahara Force India F1 Team	155
7	Scuderia Toro Rosso	30
8	Lotus F1 Team	10
9	Manor Marussia F1 Team	2
10	Sauber F1 Team	0
11	Caterham F1 Team	0





© 2014 Formula One World Championship Limited, a Formula One group company. All rights reserved.

The F1 FORMULA 1 logo, F1 logo, F1 FIA FORMULA 1 WORLD CHAMPIONSHIP logo, FORMULA 1, FORMULA ONE, F1, FIA FORMULA ONE WORLD CHAMPIONSHIP, GRAND PRIX and related marks are trade marks of Formula One Licensing BV, a Formula One group company. Licensed by Formula One World Championship Limited, a Formula One group company. All rights reserved.



PROJEKT SPIELBERG GMBH & CO KG
RED BULL RING STRASSE 1
8724 SPIELBERG, AUSTRIA
T +43 3577 202
INFORMATION@PROJEKT-SPIELBERG.AT